



**Toowoomba QLD Professional**  
**Race 1: FOCUS HR Colts, Geldings and Entires BENCHMARK 62**  
**Handicap - 1000m**  
**20 May 2023 - 16:50**



Track Rating: Good 4, Weather: Fine, Rail Position: +5m Entire

Section											Last 600m		
Field Times		Overall	800m	600m	400m	200m						0:36.25	
		1:00.04 (0:12.74)	0:47.30 (0:11.05)	0:36.25 (0:11.67)	0:24.58 (0:12.25)	0:12.33 (0:12.33)							
Rank	TAB	Horse/Jockey	Barrier	Top Speed [km/h]	Fastest Section	Overall	800m	600m	400m	200m	Margin	Last 600m	Distance Travelled [m]
1	2	<b>AMERICAN RED</b> Alisha Donald	9	69.4 800m	0:11.08 800m	1:00.04 [1] (0:12.97)	0:47.07 [4] (0:11.08)	0:35.99 [4] (0:11.67)	0:24.32 [4] (0:11.99)	0:12.33 [2] (0:12.33)	1:00.04	0:35.99	
2	3	<b>ORACOLO</b> Corey Bayliss	12	67.3 800m	0:11.12 800m	1:00.07 [2] (0:13.93)	0:46.14 [10] (0:11.12)	0:35.02 [10] (0:11.32)	0:23.70 [10] (0:11.77)	0:11.93 [9] (0:11.93)	0.2L	0:35.02	-4
3	8	<b>SLY CORNER</b> Marnu Potgieter	15	68.6 800m	0:11.08 800m	1:00.09 [3] (0:13.17)	0:46.92 [6] (0:11.08)	0:35.84 [6] (0:11.73)	0:24.11 [5] (0:11.99)	0:12.12 [7] (0:12.12)	0.3L	0:35.84	-1
4	11	<b>POINT BREAK</b> Cejay Graham	10	68.0 800m	0:11.15 800m	1:00.13 [4] (0:13.52)	0:46.61 [8] (0:11.15)	0:35.46 [8] (0:11.49)	0:23.97 [7] (0:11.86)	0:12.11 [4] (0:12.11)	0.5L	0:35.46	+1
5	7	<b>CONTROL FREAK</b> Jake Molloy	6	68.8 Overall	0:11.23 800m	1:00.23 [5] (0:12.74)	0:47.49 [1] (0:11.23)	0:36.26 [3] (0:11.71)	0:24.55 [3] (0:12.22)	0:12.33 [5] (0:12.33)	1L	0:36.26	-2
6	9	<b>MONDAY MONDAY</b> Justin Huxtable	3	67.6 800m	0:11.20 800m	1:00.45 [6] (0:13.10)	0:47.35 [5] (0:11.20)	0:36.15 [5] (0:11.82)	0:24.33 [6] (0:11.95)	0:12.38 [6] (0:12.38)	2.3L	0:36.15	-4
7	6	<b>LUCIFER'S LOOT</b> Tiffani Brooker	5	70.5 Overall	0:10.80 800m	1:00.72 [7] (0:13.01)	0:47.71 [3] (0:10.80)	0:36.91 [2] (0:11.65)	0:25.26 [1] (0:12.31)	0:12.95 [1] (0:12.95)	3.8L	0:36.91	-11
8	5	<b>I AM A HIT</b> Anthony Allen	2	66.9 800m	0:11.17 800m	1:01.15 [8] (0:13.74)	0:47.41 [9] (0:11.17)	0:36.24 [9] (0:11.51)	0:24.73 [8] (0:11.78)	0:12.95 [8] (0:12.95)	6.3L	0:36.24	-11
9	10	<b>SUPER ZAMBONI</b> Dale Smith	4	68.5 800m	0:10.99 800m	1:01.18 [9] (0:12.80)	0:48.38 [2] (0:10.99)	0:37.39 [1] (0:11.74)	0:25.65 [2] (0:12.40)	0:13.25 [3] (0:13.25)	6.5L	0:37.39	-9
10	12	<b>OURLINK</b> Sariah Champkin	11	67.1 800m	0:11.25 800m	1:01.59 [10] (0:13.40)	0:48.19 [7] (0:11.25)	0:36.94 [7] (0:11.82)	0:25.12 [9] (0:12.32)	0:12.80 [10] (0:12.80)	8.8L	0:36.94	-5

Scratched: Polyolithic (#1), Orsetto (#4), Electric (#13), Loveson (#14), Rothero Essgee (#15)

Report Created: Sat 20 May 2023 17:34 GMT+10 (Note: Timing is based on position data)

Page 1/11

[ ] Ranking at each section and finish  
 -:-:- No data available at this section  
 NA No data available  
 SCN Saddle cloth number  
 DNF Did not finish  
 DNT Did not track

data processed by TRIPLESDATA



Horse/Jockey Name	American Red
Final Rank	1
Fastest Section Time (Section)	0:11.08 (800m)
Top Speed [km/h] (Section)	69.4 (800m)
Race State	Finished

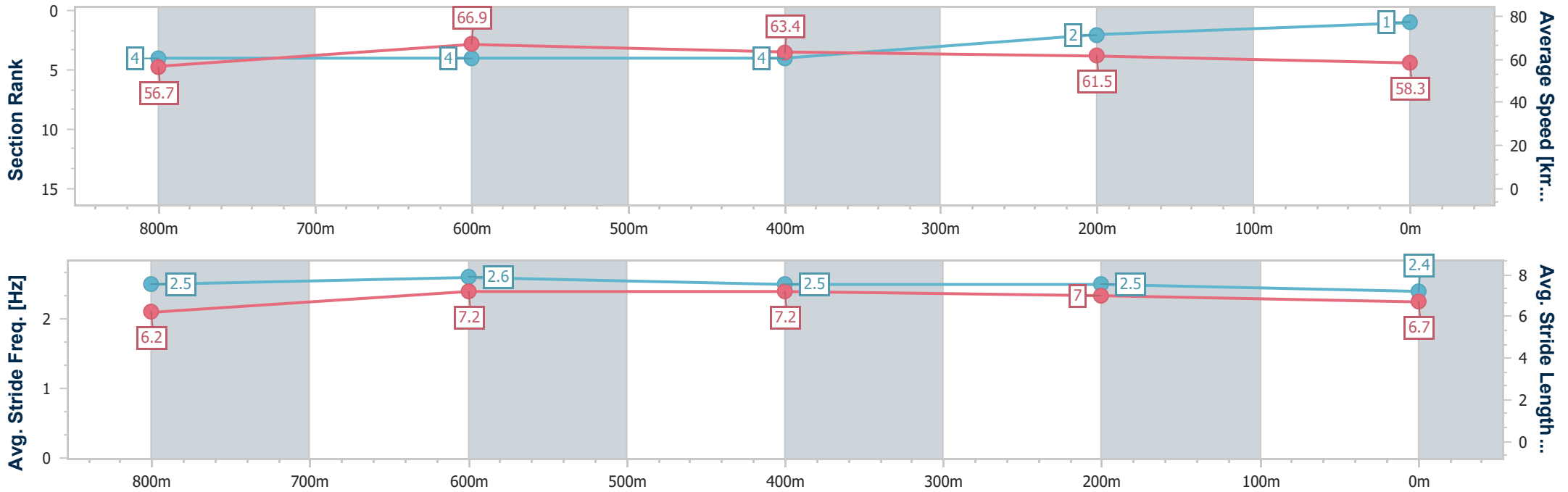


Toowoomba QLD Professional  
 Race 1: FOCUS HR Colts, Geldings and Entires BENCHMARK  
 62 Handicap - 1000m  
 20 May 2023 - 16:50



Track Rating: Good 4, Weather: Fine, Rail Position: +5m Entire

Section	Overall	800m	600m	400m	200m
Section Times	1:00.04 [1] (0:12.97)	0:47.07 [4] (0:11.08)	0:35.99 [4] (0:11.67)	0:24.32 [4] (0:11.99)	0:12.33 [2] (0:12.33)
Average Speed [km/h]	56.7	66.9	63.4	61.5	58.3
Top Speed [km/h]	69.4	69.4	66.7	63.1	59.4
Avg. Dist. to Rail [m]	8.9	7.5	5.4	7.3	9.2
Avg. Stride Freq. [Hz]	2.5	2.6	2.5	2.5	2.4
Avg. Stride Length [m]	6.2	7.2	7.2	7.0	6.7



- [ ] Ranking at each section and finish
- .-.- No data available at this section
- NA No data available



Horse/Jockey Name	Oracolo
Final Rank	2
Fastest Section Time (Section)	0:11.12 (800m)
Top Speed [km/h] (Section)	67.3 (800m)
Race State	Finished



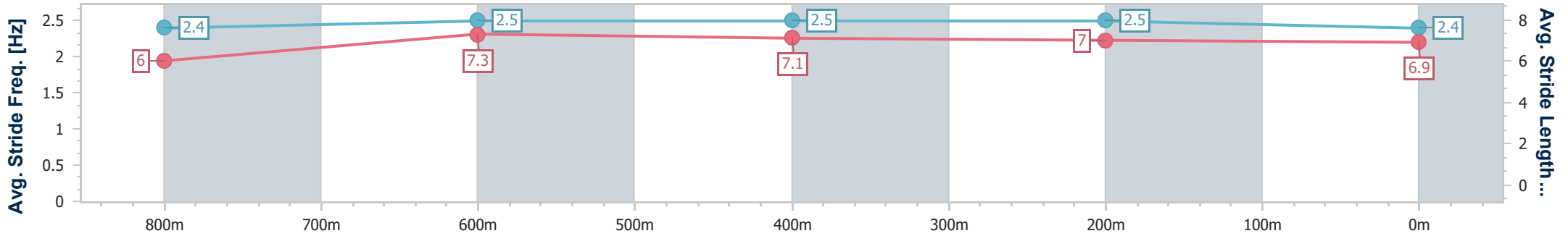
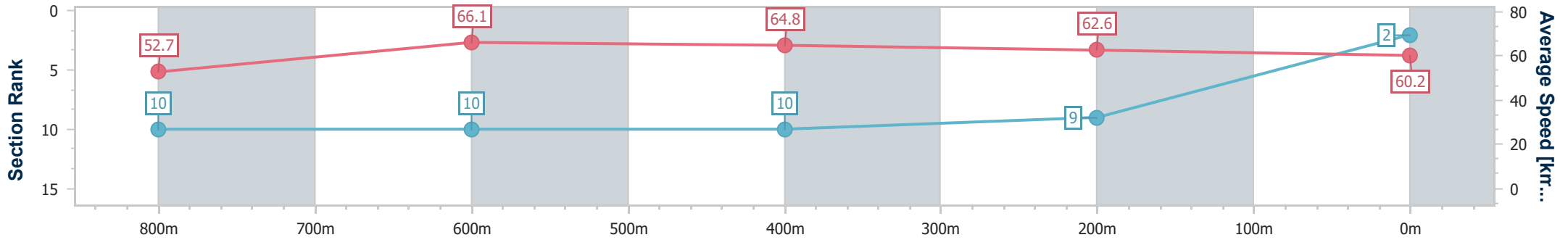
Toowoomba QLD Professional  
 Race 1: FOCUS HR Colts, Geldings and Entires BENCHMARK  
 62 Handicap - 1000m



20 May 2023 - 16:50

Track Rating: Good 4, Weather: Fine, Rail Position: +5m Entire

Section	Overall	800m	600m	400m	200m
Section Times	1:00.07 [2] (0:13.93)	0:46.14 [10] (0:11.12)	0:35.02 [10] (0:11.32)	0:23.70 [10] (0:11.77)	0:11.93 [9] (0:11.93)
Average Speed [km/h]	52.7	66.1	64.8	62.6	60.2
Top Speed [km/h]	65.3	67.3	67.1	64.3	62.3
Avg. Dist. to Rail [m]	10.3	4.8	3.5	7.4	9.6
Avg. Stride Freq. [Hz]	2.4	2.5	2.5	2.5	2.4
Avg. Stride Length [m]	6.0	7.3	7.1	7.0	6.9



- [ ] Ranking at each section and finish
- .-.- No data available at this section
- NA No data available



Horse/Jockey Name	Sly Corner
Final Rank	3
Fastest Section Time (Section)	0:11.08 (800m)
Top Speed [km/h] (Section)	68.6 (800m)
Race State	Finished



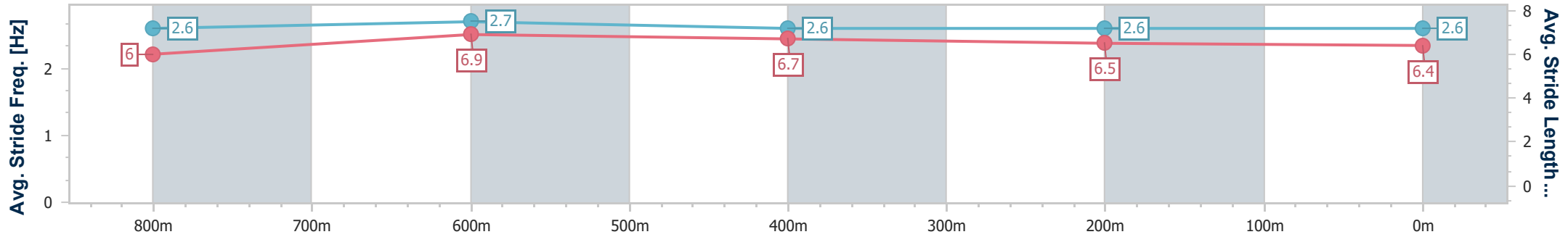
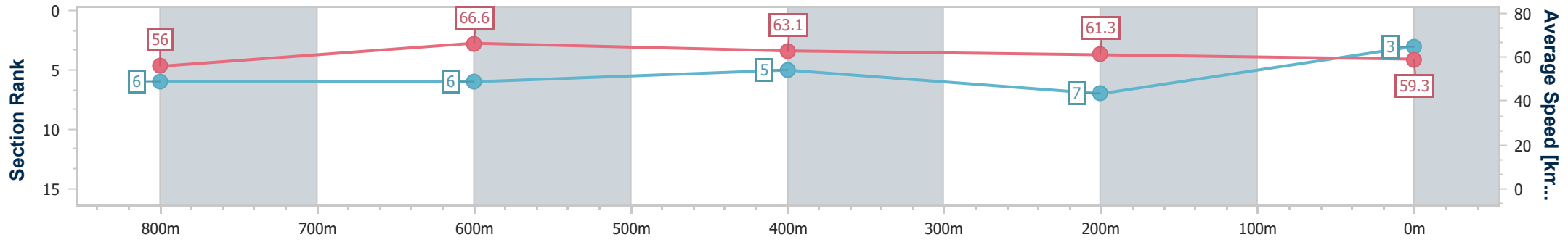
Toowoomba QLD Professional  
 Race 1: FOCUS HR Colts, Geldings and Entires BENCHMARK  
 62 Handicap - 1000m



20 May 2023 - 16:50

Track Rating: Good 4, Weather: Fine, Rail Position: +5m Entire

Section	Overall	800m	600m	400m	200m
Section Times	1:00.09 [3] (0:13.17)	0:46.92 [6] (0:11.08)	0:35.84 [6] (0:11.73)	0:24.11 [5] (0:11.99)	0:12.12 [7] (0:12.12)
Average Speed [km/h]	56.0	66.6	63.1	61.3	59.3
Top Speed [km/h]	67.8	68.6	64.5	62.6	61.6
Avg. Dist. to Rail [m]	11.2	6.5	5.1	6.8	9.3
Avg. Stride Freq. [Hz]	2.6	2.7	2.6	2.6	2.6
Avg. Stride Length [m]	6.0	6.9	6.7	6.5	6.4



- [ ] Ranking at each section and finish
- .-.- No data available at this section
- NA No data available



Horse/Jockey Name	Point Break
Final Rank	4
Fastest Section Time (Section)	0:11.15 (800m)
Top Speed [km/h] (Section)	68.0 (800m)
Race State	Finished



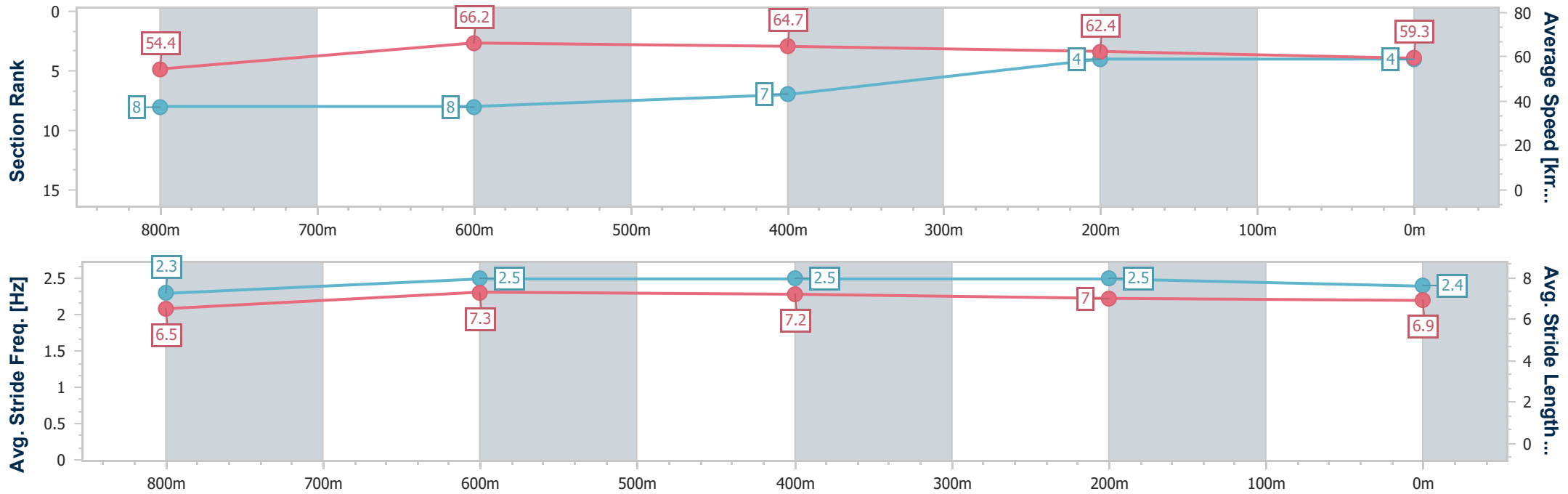
Toowoomba QLD Professional  
 Race 1: FOCUS HR Colts, Geldings and Entires BENCHMARK  
 62 Handicap - 1000m



20 May 2023 - 16:50

Track Rating: Good 4, Weather: Fine, Rail Position: +5m Entire

Section	Overall	800m	600m	400m	200m
Section Times	1:00.13 [4] (0:13.52)	0:46.61 [8] (0:11.15)	0:35.46 [8] (0:11.49)	0:23.97 [7] (0:11.86)	0:12.11 [4] (0:12.11)
Average Speed [km/h]	54.4	66.2	64.7	62.4	59.3
Top Speed [km/h]	64.9	68.0	66.7	63.7	60.6
Avg. Dist. to Rail [m]	10.4	6.9	6.0	7.8	10.6
Avg. Stride Freq. [Hz]	2.3	2.5	2.5	2.5	2.4
Avg. Stride Length [m]	6.5	7.3	7.2	7.0	6.9



- [ ] Ranking at each section and finish
- .-.- No data available at this section
- NA No data available



Horse/Jockey Name	Control Freak
Final Rank	5
Fastest Section Time (Section)	0:11.23 (800m)
Top Speed [km/h] (Section)	68.8 (Overall)
Race State	Finished



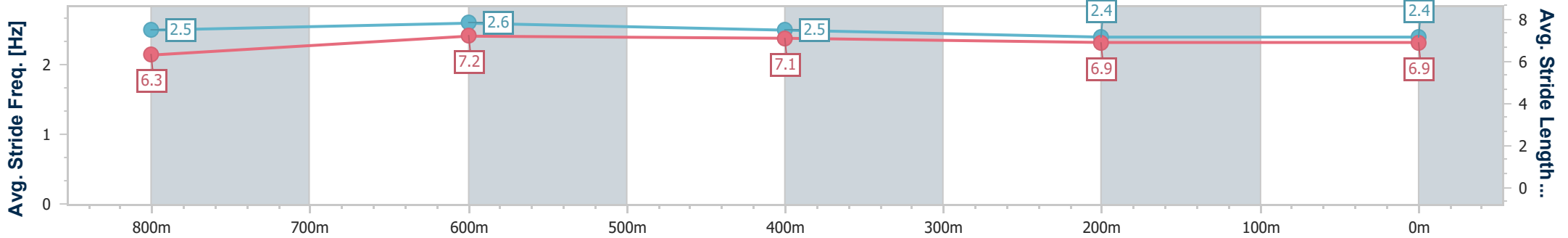
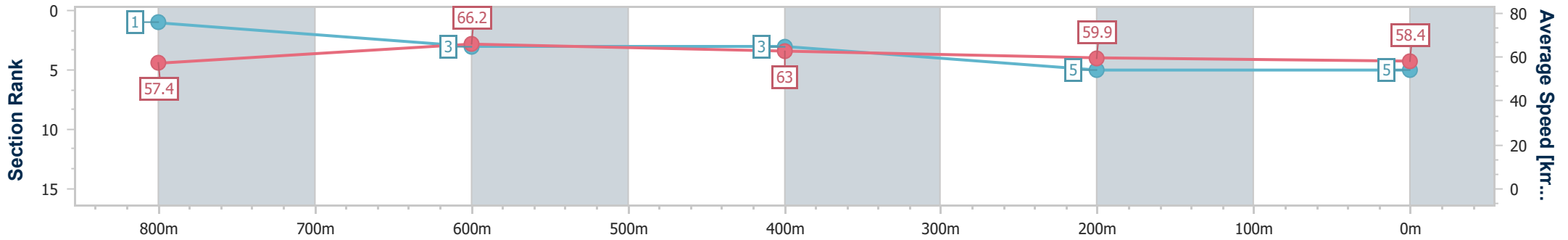
Toowoomba QLD Professional  
 Race 1: FOCUS HR Colts, Geldings and Entires BENCHMARK  
 62 Handicap - 1000m



20 May 2023 - 16:50

Track Rating: Good 4, Weather: Fine, Rail Position: +5m Entire

Section	Overall	800m	600m	400m	200m
Section Times	1:00.23 [5] (0:12.74)	0:47.49 [1] (0:11.23)	0:36.26 [3] (0:11.71)	0:24.55 [3] (0:12.22)	0:12.33 [5] (0:12.33)
Average Speed [km/h]	57.4	66.2	63.0	59.9	58.4
Top Speed [km/h]	68.8	68.7	66.0	60.9	59.5
Avg. Dist. to Rail [m]	7.9	7.7	4.7	5.5	5.7
Avg. Stride Freq. [Hz]	2.5	2.6	2.5	2.4	2.4
Avg. Stride Length [m]	6.3	7.2	7.1	6.9	6.9



- [ ] Ranking at each section and finish
- .-.- No data available at this section
- NA No data available



Horse/Jockey Name	Monday Monday
Final Rank	6
Fastest Section Time (Section)	0:11.20 (800m)
Top Speed [km/h] (Section)	67.6 (800m)
Race State	Finished

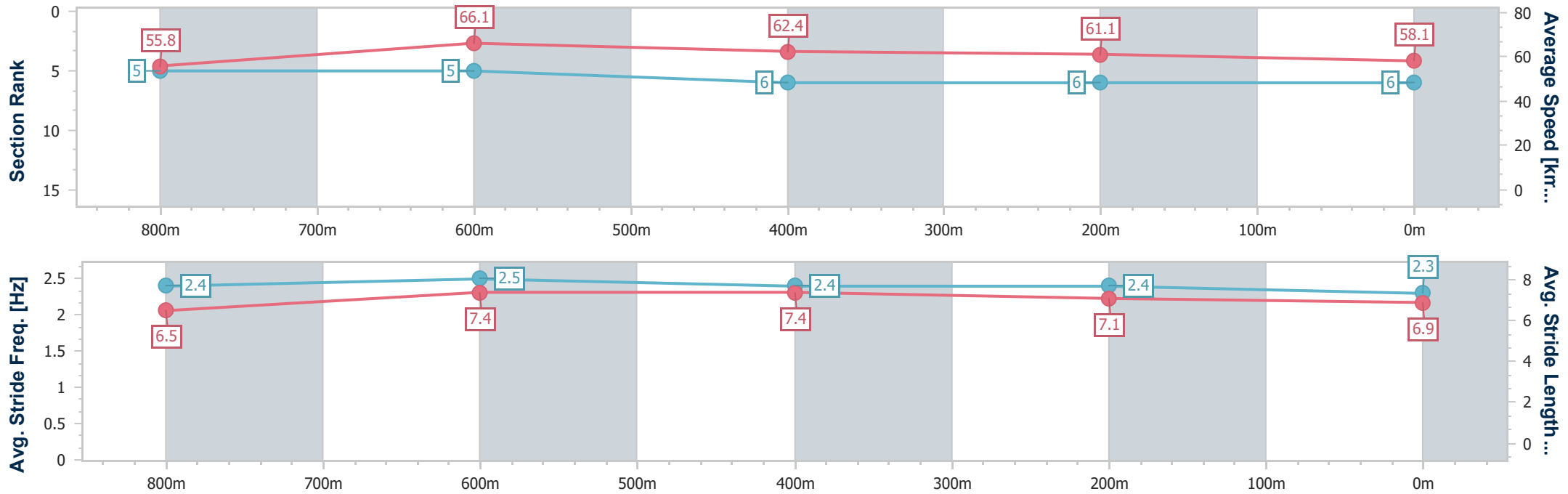


Toowoomba QLD Professional  
 Race 1: FOCUS HR Colts, Geldings and Entires BENCHMARK  
 62 Handicap - 1000m  
 20 May 2023 - 16:50



Track Rating: Good 4, Weather: Fine, Rail Position: +5m Entire

Section	Overall	800m	600m	400m	200m
Section Times	1:00.45 [6] (0:13.10)	0:47.35 [5] (0:11.20)	0:36.15 [5] (0:11.82)	0:24.33 [6] (0:11.95)	0:12.38 [6] (0:12.38)
Average Speed [km/h]	55.8	66.1	62.4	61.1	58.1
Top Speed [km/h]	66.1	67.6	64.4	61.5	60.0
Avg. Dist. to Rail [m]	5.7	7.3	5.0	3.5	3.7
Avg. Stride Freq. [Hz]	2.4	2.5	2.4	2.4	2.3
Avg. Stride Length [m]	6.5	7.4	7.4	7.1	6.9



- [ ] Ranking at each section and finish
- .-.- No data available at this section
- NA No data available



Horse/Jockey Name	Lucifer's Loot
Final Rank	7
Fastest Section Time (Section)	0:10.80 (800m)
Top Speed [km/h] (Section)	70.5 (Overall)
Race State	Finished



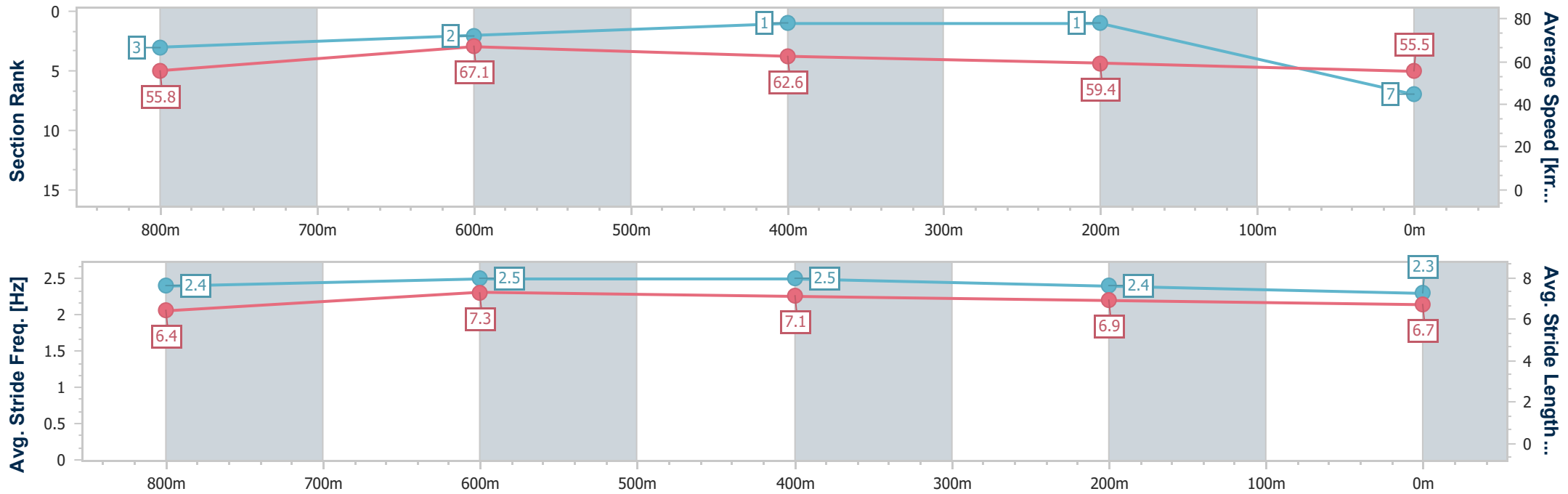
Toowoomba QLD Professional  
 Race 1: FOCUS HR Colts, Geldings and Entires BENCHMARK  
 62 Handicap - 1000m



20 May 2023 - 16:50

Track Rating: Good 4, Weather: Fine, Rail Position: +5m Entire

Section	Overall	800m	600m	400m	200m
Section Times	1:00.72 [7] (0:13.01)	0:47.71 [3] (0:10.80)	0:36.91 [2] (0:11.65)	0:25.26 [1] (0:12.31)	0:12.95 [1] (0:12.95)
Average Speed [km/h]	55.8	67.1	62.6	59.4	55.5
Top Speed [km/h]	70.5	68.9	65.4	61.5	57.4
Avg. Dist. to Rail [m]	4.5	2.3	2.5	4.9	4.8
Avg. Stride Freq. [Hz]	2.4	2.5	2.5	2.4	2.3
Avg. Stride Length [m]	6.4	7.3	7.1	6.9	6.7



- [ ] Ranking at each section and finish
- .-.- No data available at this section
- NA No data available





Horse/Jockey Name	I Am A Hit
Final Rank	8
Fastest Section Time (Section)	0:11.17 (800m)
Top Speed [km/h] (Section)	66.9 (800m)
Race State	Finished

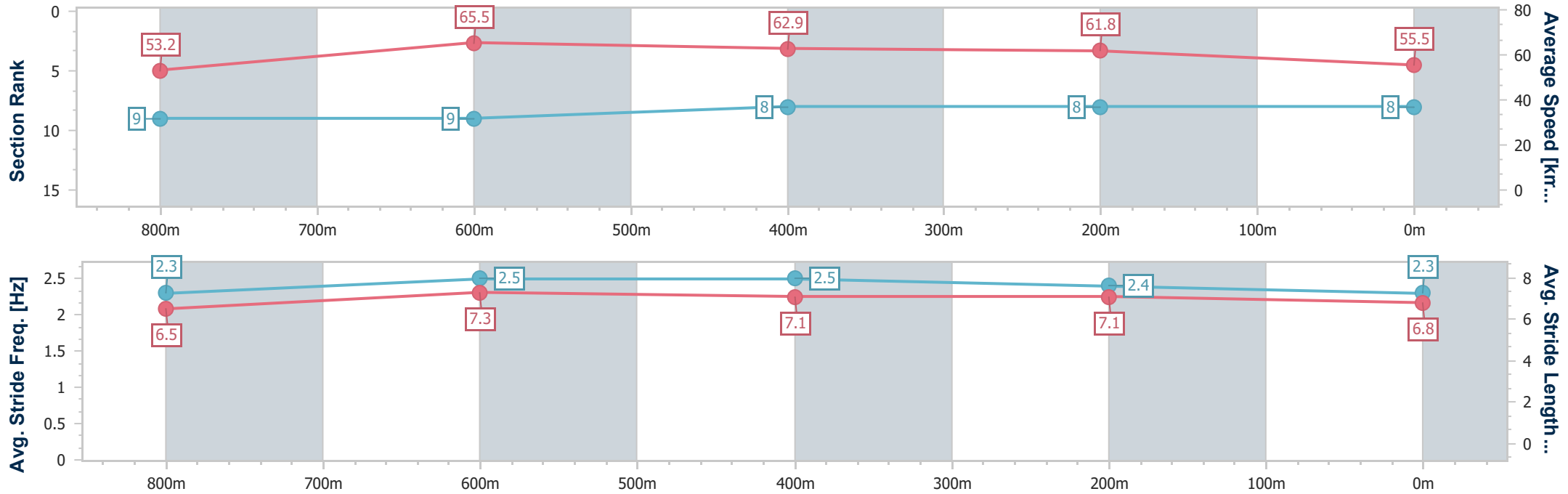


Toowoomba QLD Professional  
 Race 1: FOCUS HR Colts, Geldings and Entires BENCHMARK  
 62 Handicap - 1000m  
 20 May 2023 - 16:50



Track Rating: Good 4, Weather: Fine, Rail Position: +5m Entire

Section	Overall	800m	600m	400m	200m
Section Times	1:01.15 [8] (0:13.74)	0:47.41 [9] (0:11.17)	0:36.24 [9] (0:11.51)	0:24.73 [8] (0:11.78)	0:12.95 [8] (0:12.95)
Average Speed [km/h]	53.2	65.5	62.9	61.8	55.5
Top Speed [km/h]	65.1	66.9	64.6	62.7	61.0
Avg. Dist. to Rail [m]	6.9	3.3	1.2	3.8	5.5
Avg. Stride Freq. [Hz]	2.3	2.5	2.5	2.4	2.3
Avg. Stride Length [m]	6.5	7.3	7.1	7.1	6.8



- [ ] Ranking at each section and finish
- .-.- No data available at this section
- NA No data available



Horse/Jockey Name	Super Zamboni
Final Rank	9
Fastest Section Time (Section)	0:10.99 (800m)
Top Speed [km/h] (Section)	68.5 (800m)
Race State	Finished



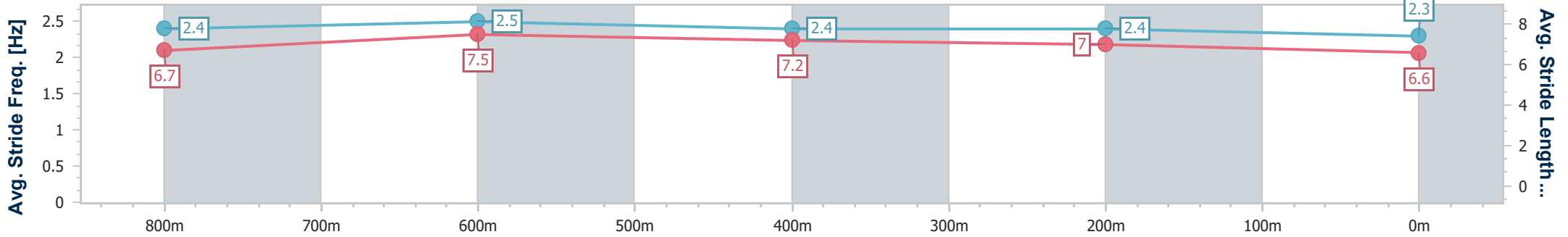
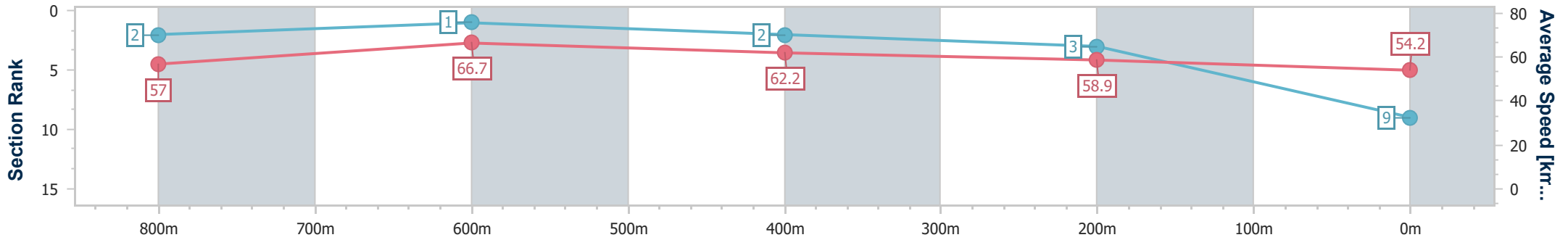
Toowoomba QLD Professional  
 Race 1: FOCUS HR Colts, Geldings and Entires BENCHMARK  
 62 Handicap - 1000m



20 May 2023 - 16:50

Track Rating: Good 4, Weather: Fine, Rail Position: +5m Entire

Section	Overall	800m	600m	400m	200m
Section Times	1:01.18 [9] (0:12.80)	0:48.38 [2] (0:10.99)	0:37.39 [1] (0:11.74)	0:25.65 [2] (0:12.40)	0:13.25 [3] (0:13.25)
Average Speed [km/h]	57.0	66.7	62.2	58.9	54.2
Top Speed [km/h]	68.1	68.5	65.9	60.5	57.3
Avg. Dist. to Rail [m]	5.8	4.4	2.9	3.7	3.3
Avg. Stride Freq. [Hz]	2.4	2.5	2.4	2.4	2.3
Avg. Stride Length [m]	6.7	7.5	7.2	7.0	6.6



- [ ] Ranking at each section and finish
- .-.- No data available at this section
- NA No data available



Horse/Jockey Name	Ourlink
Final Rank	10
Fastest Section Time (Section)	0:11.25 (800m)
Top Speed [km/h] (Section)	67.1 (800m)
Race State	Finished



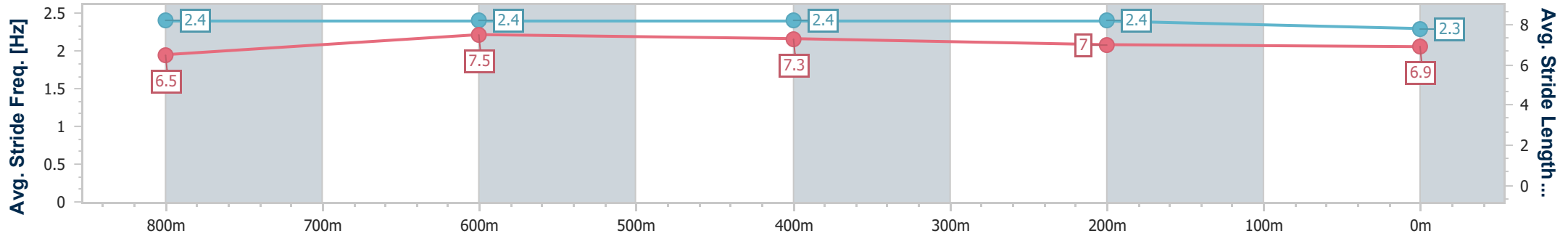
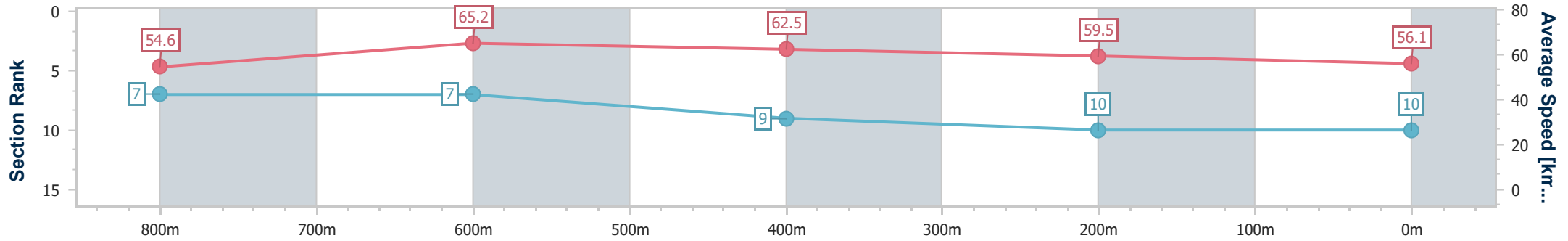
Toowoomba QLD Professional  
 Race 1: FOCUS HR Colts, Geldings and Entires BENCHMARK  
 62 Handicap - 1000m



20 May 2023 - 16:50

Track Rating: Good 4, Weather: Fine, Rail Position: +5m Entire

Section	Overall	800m	600m	400m	200m
Section Times	1:01.59 [10] (0:13.40)	0:48.19 [7] (0:11.25)	0:36.94 [7] (0:11.82)	0:25.12 [9] (0:12.32)	0:12.80 [10] (0:12.80)
Average Speed [km/h]	54.6	65.2	62.5	59.5	56.1
Top Speed [km/h]	66.7	67.1	65.1	61.8	57.7
Avg. Dist. to Rail [m]	9.5	4.7	5.0	4.6	4.1
Avg. Stride Freq. [Hz]	2.4	2.4	2.4	2.4	2.3
Avg. Stride Length [m]	6.5	7.5	7.3	7.0	6.9



- [ ] Ranking at each section and finish
- .-.- No data available at this section
- NA No data available