

Track Rating: Synthetic , Weather: Fine, Rail Position: True

| Section | | Overall | 1000m | 800m | 600m | 400m | 200m | Last 600m | | | | | |
|-------------|---|----------------------|----------------------|----------------------|--------------------------|--------------------------|--------------------------|--------------------------|--------------------------|--------------------------|------------------------|---------|-----|
| Field Times | | 1:00.82 (0:04.94) | 0:55.88 (0:11.04) | 0:44.84 (0:10.93) | 0:33.91 (0:11.03) | 0:22.88 (0:11.06) | 0:11.82 (0:11.82) | 0:33.91 | | | | | |
| Rank | TAB Horse/Jockey | Barrier | Top Speed [km/h] | Fastest Section | Margin | | | | | | Distance Travelled [m] | | |
| 1 | 5 HIGHER Jai Williams | 3 | 68.6 1000m | 0:05.01 Overall | 1:00.82 [1] (0:05.01) | 0:55.81 [2] (0:10.97) | 0:44.84 [1] (0:10.93) | 0:33.91 [1] (0:11.03) | 0:22.88 [1] (0:11.06) | 0:11.82 [1] (0:11.82) | 1:00.82 | 0:33.91 | |
| 2 | 3 WIN BURN Montana Philpot | 5 | 68.9 600m | 0:05.30 Overall | 1:00.98 [2] (0:05.30) | 0:55.68 [7] (0:11.35) | 0:44.33 [5] (0:10.85) | 0:33.48 [4] (0:10.96) | 0:22.52 [4] (0:11.13) | 0:11.39 [4] (0:11.39) | 0.8L | 0:33.48 | +7 |
| 3 | 1 BARONESSA Stacey Callow | 7 | 68.6 800m | 0:04.94 Overall | 1:01.35 [3] (0:04.94) | 0:56.41 [1] (0:11.11) | 0:45.30 [2] (0:10.98) | 0:34.32 [2] (0:11.09) | 0:23.23 [2] (0:11.29) | 0:11.94 [3] (0:11.94) | 2.8L | 0:34.32 | +6 |
| 4 | 2 THE RATTLESNAKE Bailey Wheeler | 2 | 68.8 600m | 0:05.13 Overall | 1:01.44 [4] (0:05.13) | 0:56.31 [3] (0:11.14) | 0:45.17 [3] (0:10.89) | 0:34.28 [3] (0:10.99) | 0:23.29 [3] (0:11.25) | 0:12.04 [2] (0:12.04) | 3.3L | 0:34.28 | +6 |
| 5 | 4 LOOK A'LIKE Nozi Tomizawa | 1 | 68.1 600m | 0:05.28 Overall | 1:02.00 [5] (0:05.28) | 0:56.72 [6] (0:11.59) | 0:45.13 [7] (0:10.95) | 0:34.18 [6] (0:11.05) | 0:23.13 [6] (0:11.46) | 0:11.67 [5] (0:11.67) | 6.6L | 0:34.18 | +3 |
| 6 | 7 UNLIKELY OCCURRENCE Michael Cahill | 8 | 68.2 800m | 0:05.49 Overall | 1:02.14 [6] (0:05.49) | 0:56.65 [8] (0:11.49) | 0:45.16 [8] (0:11.02) | 0:34.14 [8] (0:11.19) | 0:22.95 [8] (0:11.40) | 0:11.55 [7] (0:11.55) | 7.4L | 0:34.14 | +13 |
| 7 | 6 KISEKI MAN Craig Robertson | 9 | 67.2 600m | 0:05.11 Overall | 1:02.27 [7] (0:05.11) | 0:57.16 [4] (0:11.25) | 0:45.91 [4] (0:11.09) | 0:34.82 [5] (0:11.10) | 0:23.72 [5] (0:11.81) | 0:11.91 [6] (0:11.91) | 8.2L | 0:34.82 | +6 |
| 8 | 9 SONNY Casey Waddell | 6 | 67.0 800m | 0:05.15 Overall | 1:03.16 [8] (0:05.15) | 0:58.01 [5] (0:11.66) | 0:46.35 [6] (0:11.14) | 0:35.21 [7] (0:11.20) | 0:24.01 [7] (0:11.67) | 0:12.34 [8] (0:12.34) | 13.5L | 0:35.21 | +9 |

Scratched: Dutchy's Angel (#8)



| | |
|--------------------------------|-------------------|
| Horse/Jockey Name | Higher |
| Final Rank | 1 |
| Fastest Section Time (Section) | 0:05.01 (Overall) |
| Top Speed [km/h] (Section) | 68.6 (1000m) |
| Race State | Finished |



Aquis Park Gold Coast Poly QLD Professional

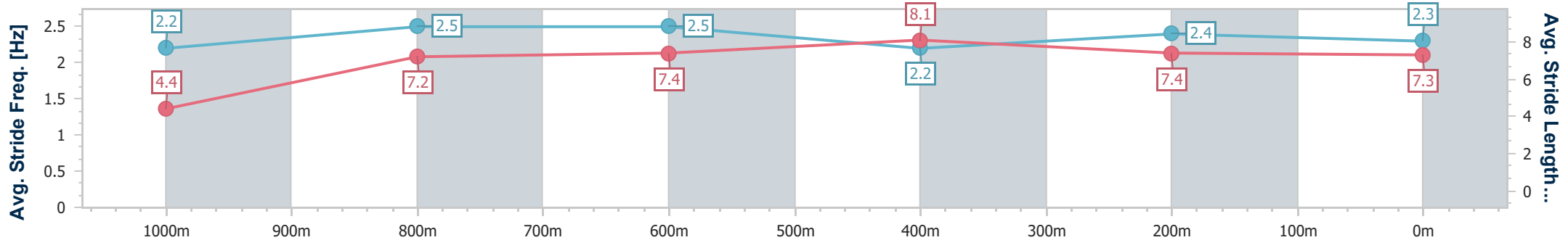
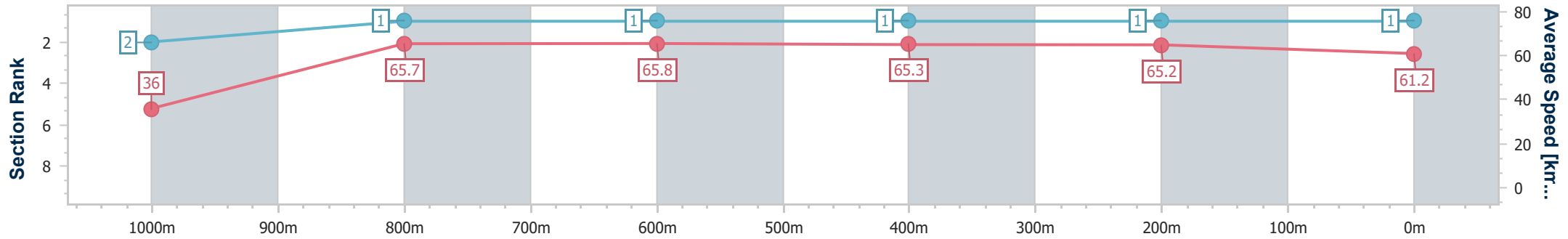
Race 2: CASCADE BENCHMARK 62 Handicap - 1050m

20 May 2023 - 13:09

Track Rating: Synthetic , Weather: Fine, Rail Position: True



| Section | Overall | 1000m | 800m | 600m | 400m | 200m |
|------------------------|--------------------------|--------------------------|--------------------------|--------------------------|--------------------------|--------------------------|
| Section Times | 1:00.82 [1] (0:05.01) | 0:55.81 [2] (0:10.97) | 0:44.84 [1] (0:10.93) | 0:33.91 [1] (0:11.03) | 0:22.88 [1] (0:11.06) | 0:11.82 [1] (0:11.82) |
| Average Speed [km/h] | 36.0 | 65.7 | 65.8 | 65.3 | 65.2 | 61.2 |
| Top Speed [km/h] | 56.5 | 68.6 | 67.2 | 66.3 | 66.1 | 64.0 |
| Avg. Dist. to Rail [m] | 3.5 | 0.7 | 0.6 | 0.4 | 0.9 | 0.7 |
| Avg. Stride Freq. [Hz] | 2.2 | 2.5 | 2.5 | 2.2 | 2.4 | 2.3 |
| Avg. Stride Length [m] | 4.4 | 7.2 | 7.4 | 8.1 | 7.4 | 7.3 |



- [] Ranking at each section and finish
- .-.- No data available at this section
- NA No data available



| | |
|--------------------------------|-------------------|
| Horse/Jockey Name | Win Burn |
| Final Rank | 2 |
| Fastest Section Time (Section) | 0:05.30 (Overall) |
| Top Speed [km/h] (Section) | 68.9 (600m) |
| Race State | Finished |



Aquis Park Gold Coast Poly QLD Professional

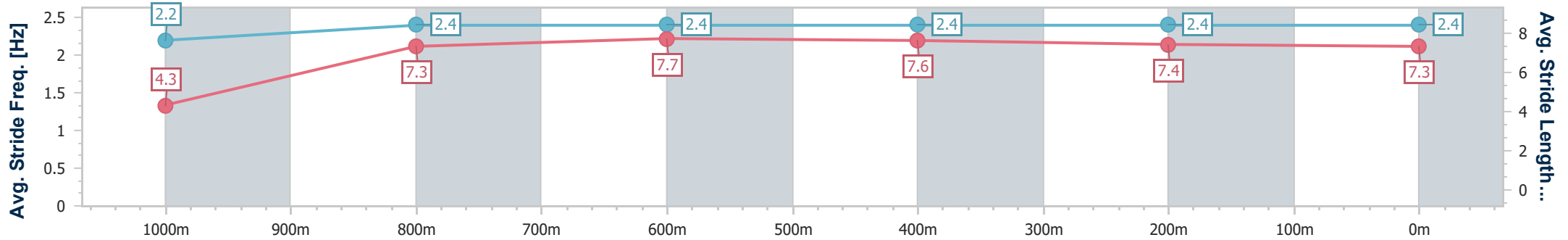
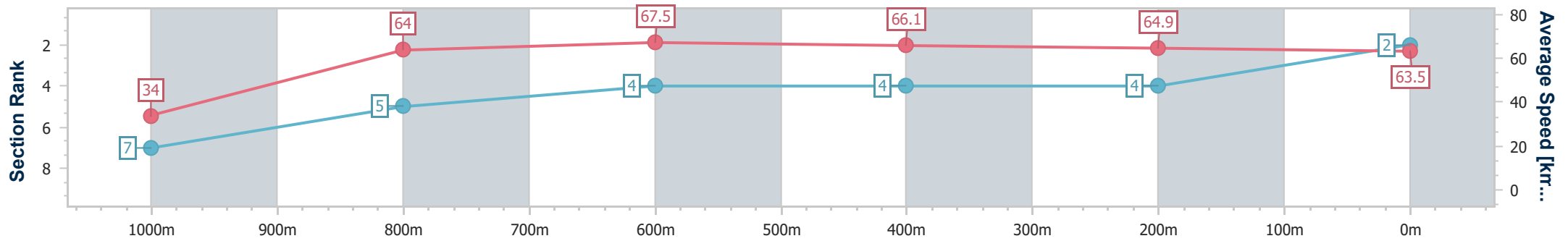
Race 2: CASCADE BENCHMARK 62 Handicap - 1050m

20 May 2023 - 13:09

Track Rating: Synthetic , Weather: Fine, Rail Position: True



| Section | Overall | 1000m | 800m | 600m | 400m | 200m |
|------------------------|--------------------------|--------------------------|--------------------------|--------------------------|--------------------------|-------------|
| Section Times | 1:00.98 [2] (0:05.30) | 0:55.68 [7] (0:11.35) | 0:44.33 [5] (0:10.85) | 0:33.48 [4] (0:10.96) | 0:22.52 [4] (0:11.13) | 0:11.39 [4] |
| Average Speed [km/h] | 34.0 | 64.0 | 67.5 | 66.1 | 64.9 | 63.5 |
| Top Speed [km/h] | 54.9 | 67.1 | 68.9 | 68.9 | 65.7 | 65.3 |
| Avg. Dist. to Rail [m] | 4.5 | 2.7 | 2.9 | 1.6 | 2.4 | 3.1 |
| Avg. Stride Freq. [Hz] | 2.2 | 2.4 | 2.4 | 2.4 | 2.4 | 2.4 |
| Avg. Stride Length [m] | 4.3 | 7.3 | 7.7 | 7.6 | 7.4 | 7.3 |



- [] Ranking at each section and finish
- .-.- No data available at this section
- NA No data available



| | |
|--------------------------------|-------------------|
| Horse/Jockey Name | Baronessa |
| Final Rank | 3 |
| Fastest Section Time (Section) | 0:04.94 (Overall) |
| Top Speed [km/h] (Section) | 68.6 (800m) |
| Race State | Finished |



Aquis Park Gold Coast Poly QLD Professional

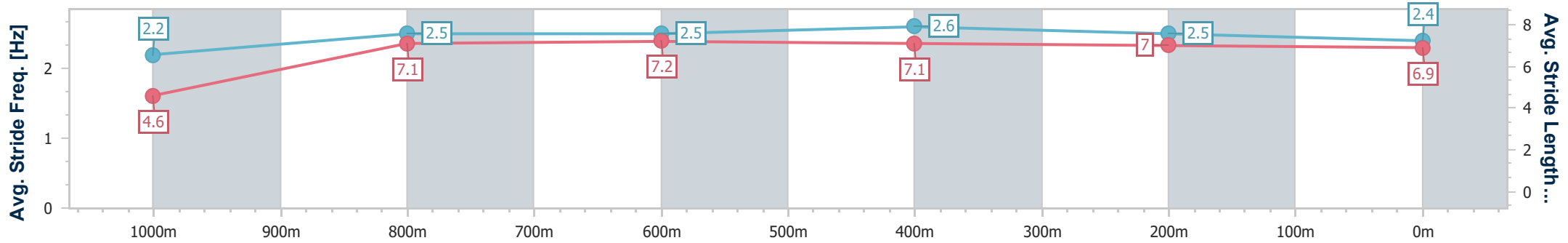
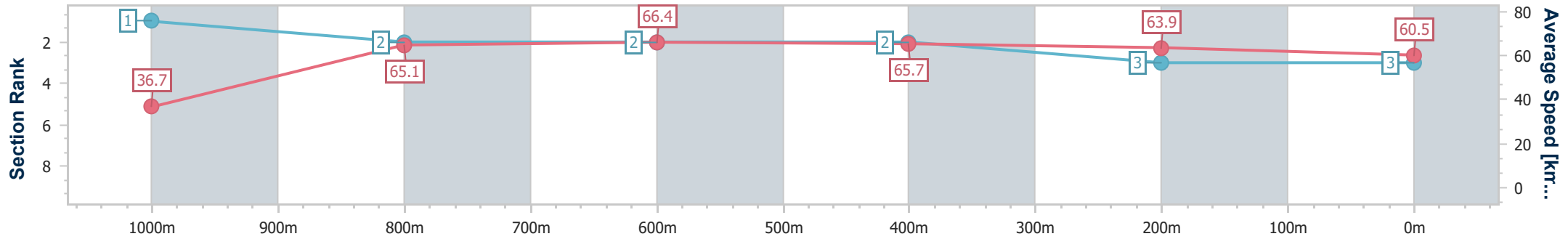
Race 2: CASCADE BENCHMARK 62 Handicap - 1050m

20 May 2023 - 13:09

Track Rating: Synthetic , Weather: Fine, Rail Position: True



| Section | Overall | 1000m | 800m | 600m | 400m | 200m |
|------------------------|--------------------------|--------------------------|--------------------------|--------------------------|--------------------------|--------------------------|
| Section Times | 1:01.35 [3] (0:04.94) | 0:56.41 [1] (0:11.11) | 0:45.30 [2] (0:10.98) | 0:34.32 [2] (0:11.09) | 0:23.23 [2] (0:11.29) | 0:11.94 [3] (0:11.94) |
| Average Speed [km/h] | 36.7 | 65.1 | 66.4 | 65.7 | 63.9 | 60.5 |
| Top Speed [km/h] | 56.4 | 68.5 | 68.6 | 67.2 | 65.6 | 63.2 |
| Avg. Dist. to Rail [m] | 6.3 | 2.5 | 2.6 | 2.8 | 0.4 | 0.2 |
| Avg. Stride Freq. [Hz] | 2.2 | 2.5 | 2.5 | 2.6 | 2.5 | 2.4 |
| Avg. Stride Length [m] | 4.6 | 7.1 | 7.2 | 7.1 | 7.0 | 6.9 |



- [] Ranking at each section and finish
- .-.- No data available at this section
- NA No data available



| | |
|--------------------------------|-------------------|
| Horse/Jockey Name | The Rattlesnake |
| Final Rank | 4 |
| Fastest Section Time (Section) | 0:05.13 (Overall) |
| Top Speed [km/h] (Section) | 68.8 (600m) |
| Race State | Finished |



Aquis Park Gold Coast Poly QLD Professional

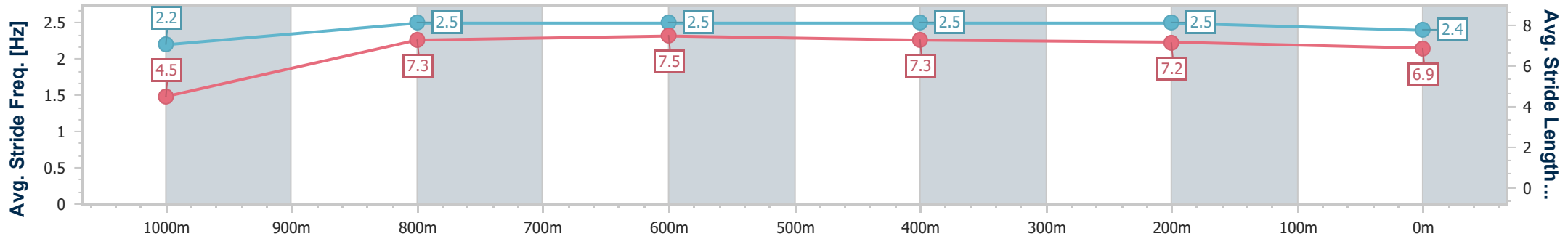
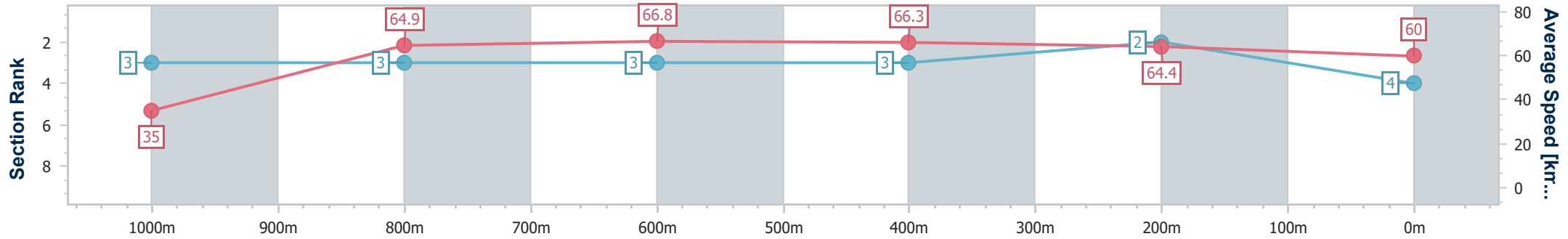
Race 2: CASCADE BENCHMARK 62 Handicap - 1050m

20 May 2023 - 13:09

Track Rating: Synthetic , Weather: Fine, Rail Position: True



| Section | Overall | 1000m | 800m | 600m | 400m | 200m |
|------------------------|--------------------------|--------------------------|--------------------------|--------------------------|--------------------------|--------------------------|
| Section Times | 1:01.44 [4] (0:05.13) | 0:56.31 [3] (0:11.14) | 0:45.17 [3] (0:10.89) | 0:34.28 [3] (0:10.99) | 0:23.29 [3] (0:11.25) | 0:12.04 [2] (0:12.04) |
| Average Speed [km/h] | 35.0 | 64.9 | 66.8 | 66.3 | 64.4 | 60.0 |
| Top Speed [km/h] | 56.8 | 67.4 | 67.7 | 68.8 | 65.6 | 63.2 |
| Avg. Dist. to Rail [m] | 2.8 | 1.9 | 2.1 | 2.9 | 3.0 | 2.3 |
| Avg. Stride Freq. [Hz] | 2.2 | 2.5 | 2.5 | 2.5 | 2.5 | 2.4 |
| Avg. Stride Length [m] | 4.5 | 7.3 | 7.5 | 7.3 | 7.2 | 6.9 |



- [] Ranking at each section and finish
- .-.- No data available at this section
- NA No data available



| | |
|--------------------------------|-------------------|
| Horse/Jockey Name | Look A'like |
| Final Rank | 5 |
| Fastest Section Time (Section) | 0:05.28 (Overall) |
| Top Speed [km/h] (Section) | 68.1 (600m) |
| Race State | Finished |



Aquis Park Gold Coast Poly QLD Professional

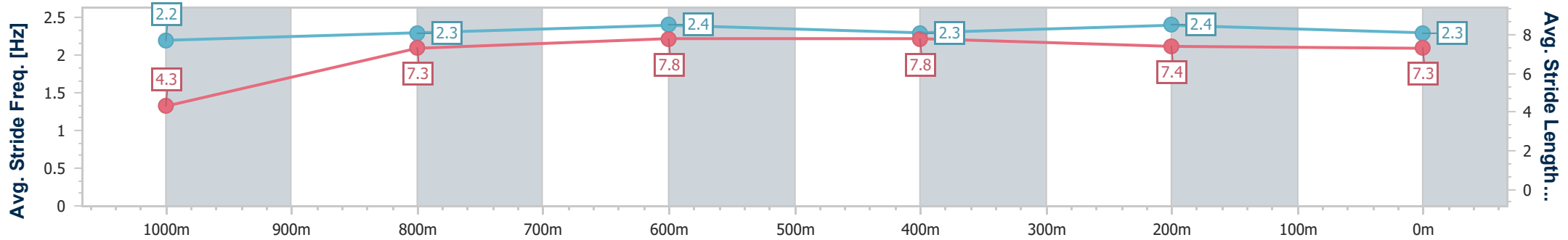
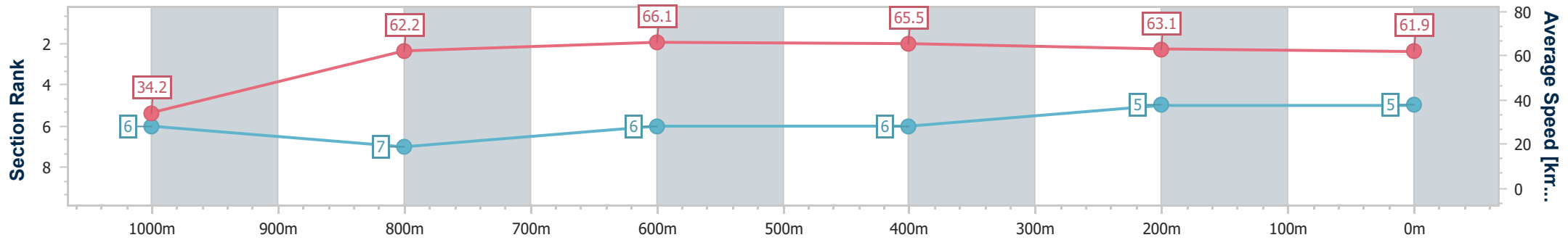
Race 2: CASCADE BENCHMARK 62 Handicap - 1050m

20 May 2023 - 13:09

Track Rating: Synthetic , Weather: Fine, Rail Position: True



| Section | Overall | 1000m | 800m | 600m | 400m | 200m |
|------------------------|--------------------------|--------------------------|--------------------------|--------------------------|--------------------------|-------------|
| Section Times | 1:02.00 [5] (0:05.28) | 0:56.72 [6] (0:11.59) | 0:45.13 [7] (0:10.95) | 0:34.18 [6] (0:11.05) | 0:23.13 [6] (0:11.46) | 0:11.67 [5] |
| Average Speed [km/h] | 34.2 | 62.2 | 66.1 | 65.5 | 63.1 | 61.9 |
| Top Speed [km/h] | 52.9 | 65.2 | 66.8 | 68.1 | 63.9 | 64.5 |
| Avg. Dist. to Rail [m] | 1.0 | 0.5 | 1.1 | 1.1 | 2.2 | 4.7 |
| Avg. Stride Freq. [Hz] | 2.2 | 2.3 | 2.4 | 2.3 | 2.4 | 2.3 |
| Avg. Stride Length [m] | 4.3 | 7.3 | 7.8 | 7.8 | 7.4 | 7.3 |



- [] Ranking at each section and finish
- .-.- No data available at this section
- NA No data available



| | |
|--------------------------------|--------------------|
| Horse/Jockey Name | Unlikelyoccurrence |
| Final Rank | 6 |
| Fastest Section Time (Section) | 0:05.49 (Overall) |
| Top Speed [km/h] (Section) | 68.2 (800m) |
| Race State | Finished |



Aquis Park Gold Coast Poly QLD Professional

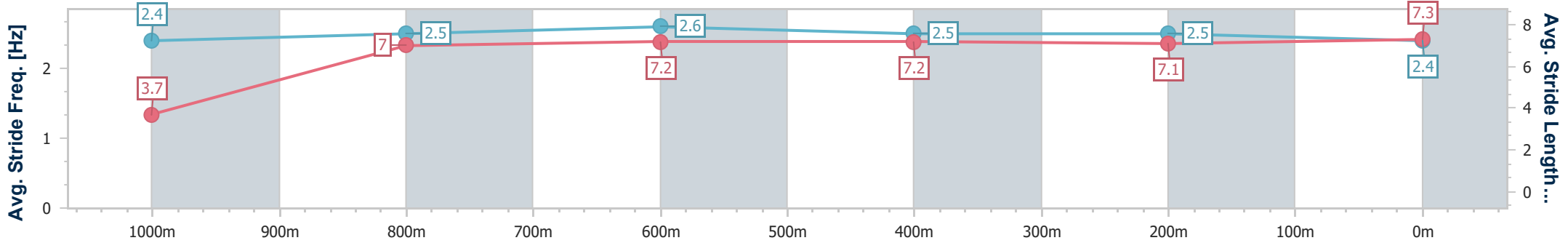
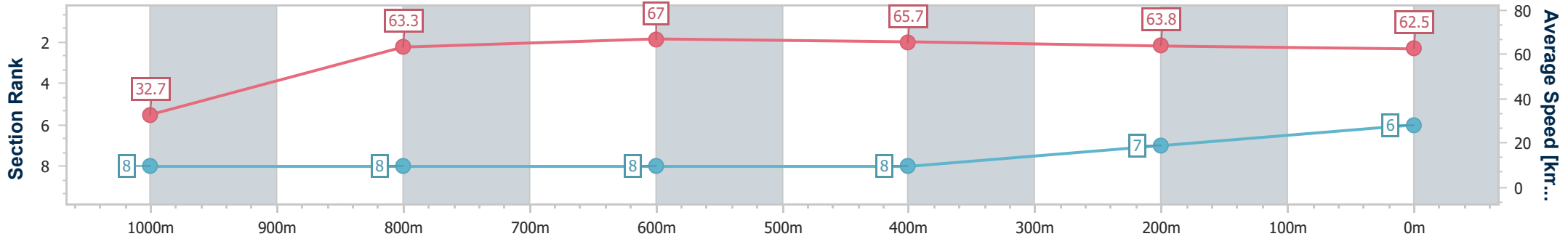
Race 2: CASCADE BENCHMARK 62 Handicap - 1050m

20 May 2023 - 13:09

Track Rating: Synthetic , Weather: Fine, Rail Position: True



| Section | Overall | 1000m | 800m | 600m | 400m | 200m |
|------------------------|--------------------------|--------------------------|--------------------------|--------------------------|--------------------------|--------------------------|
| Section Times | 1:02.14 [6] (0:05.49) | 0:56.65 [8] (0:11.49) | 0:45.16 [8] (0:11.02) | 0:34.14 [8] (0:11.19) | 0:22.95 [8] (0:11.40) | 0:11.55 [7] (0:11.55) |
| Average Speed [km/h] | 32.7 | 63.3 | 67.0 | 65.7 | 63.8 | 62.5 |
| Top Speed [km/h] | 53.5 | 66.8 | 68.2 | 68.0 | 65.4 | 63.9 |
| Avg. Dist. to Rail [m] | 6.5 | 3.9 | 4.6 | 4.7 | 5.1 | 7.3 |
| Avg. Stride Freq. [Hz] | 2.4 | 2.5 | 2.6 | 2.5 | 2.5 | 2.4 |
| Avg. Stride Length [m] | 3.7 | 7.0 | 7.2 | 7.2 | 7.1 | 7.3 |



- [] Ranking at each section and finish
- .-.- No data available at this section
- NA No data available



| | |
|--------------------------------|-------------------|
| Horse/Jockey Name | Kiseki Man |
| Final Rank | 7 |
| Fastest Section Time (Section) | 0:05.11 (Overall) |
| Top Speed [km/h] (Section) | 67.2 (600m) |
| Race State | Finished |



Aquis Park Gold Coast Poly QLD Professional

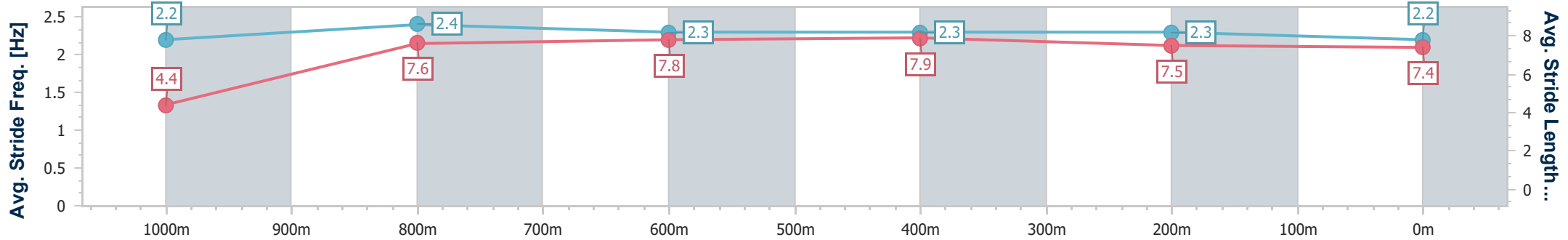
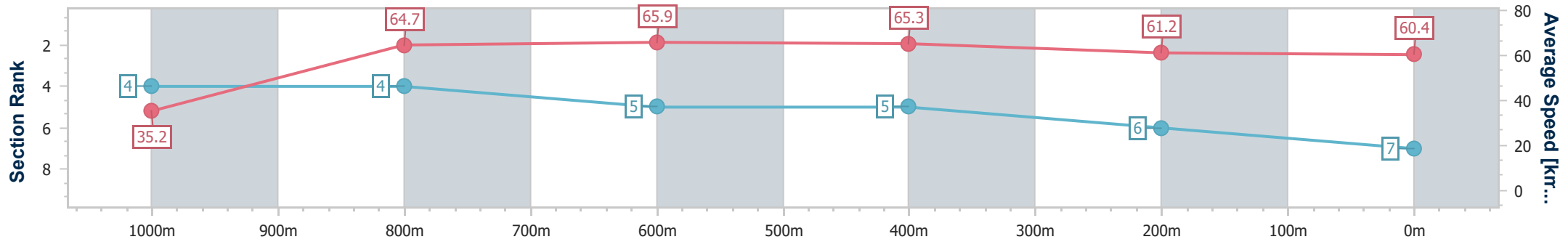
Race 2: CASCADE BENCHMARK 62 Handicap - 1050m

20 May 2023 - 13:09

Track Rating: Synthetic , Weather: Fine, Rail Position: True



| Section | Overall | 1000m | 800m | 600m | 400m | 200m |
|------------------------|--------------------------|--------------------------|--------------------------|--------------------------|--------------------------|-------------|
| Section Times | 1:02.27 [7] (0:05.11) | 0:57.16 [4] (0:11.25) | 0:45.91 [4] (0:11.09) | 0:34.82 [5] (0:11.10) | 0:23.72 [5] (0:11.81) | 0:11.91 [6] |
| Average Speed [km/h] | 35.2 | 64.7 | 65.9 | 65.3 | 61.2 | 60.4 |
| Top Speed [km/h] | 56.7 | 66.5 | 67.2 | 67.2 | 61.8 | 62.0 |
| Avg. Dist. to Rail [m] | 7.7 | 4.2 | 2.7 | 1.9 | 2.5 | 5.5 |
| Avg. Stride Freq. [Hz] | 2.2 | 2.4 | 2.3 | 2.3 | 2.3 | 2.2 |
| Avg. Stride Length [m] | 4.4 | 7.6 | 7.8 | 7.9 | 7.5 | 7.4 |



- [] Ranking at each section and finish
- .-.- No data available at this section
- NA No data available



| | |
|--------------------------------|-------------------|
| Horse/Jockey Name | Sonny |
| Final Rank | 8 |
| Fastest Section Time (Section) | 0:05.15 (Overall) |
| Top Speed [km/h] (Section) | 67.0 (800m) |
| Race State | Finished |



Aquis Park Gold Coast Poly QLD Professional

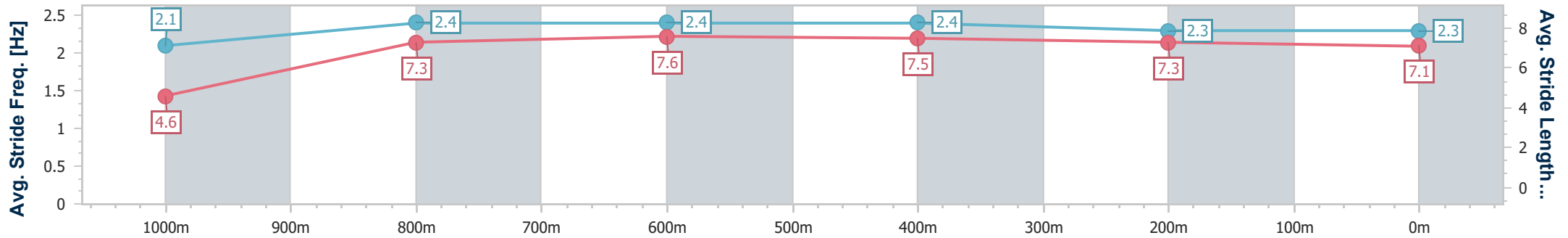
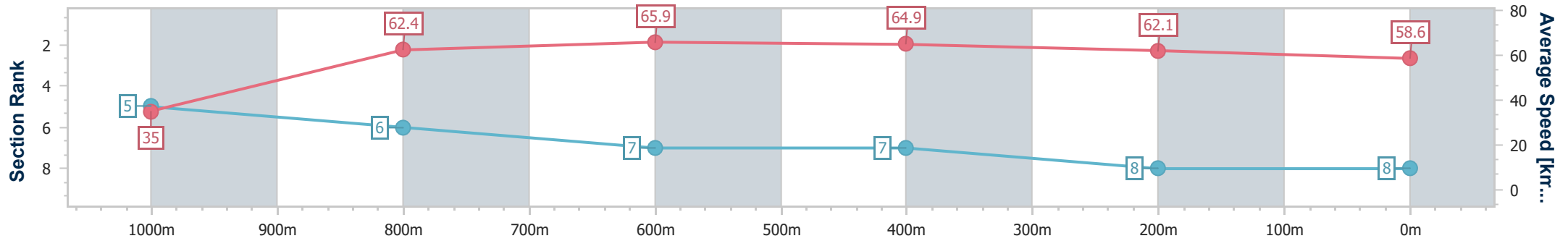
Race 2: CASCADE BENCHMARK 62 Handicap - 1050m

20 May 2023 - 13:09

Track Rating: Synthetic , Weather: Fine, Rail Position: True



| Section | Overall | 1000m | 800m | 600m | 400m | 200m |
|------------------------|--------------------------|--------------------------|--------------------------|--------------------------|--------------------------|--------------------------|
| Section Times | 1:03.16 [8] (0:05.15) | 0:58.01 [5] (0:11.66) | 0:46.35 [6] (0:11.14) | 0:35.21 [7] (0:11.20) | 0:24.01 [7] (0:11.67) | 0:12.34 [8] (0:12.34) |
| Average Speed [km/h] | 35.0 | 62.4 | 65.9 | 64.9 | 62.1 | 58.6 |
| Top Speed [km/h] | 54.5 | 65.1 | 67.0 | 66.9 | 63.1 | 60.6 |
| Avg. Dist. to Rail [m] | 5.1 | 3.4 | 3.5 | 2.8 | 2.9 | 4.0 |
| Avg. Stride Freq. [Hz] | 2.1 | 2.4 | 2.4 | 2.4 | 2.3 | 2.3 |
| Avg. Stride Length [m] | 4.6 | 7.3 | 7.6 | 7.5 | 7.3 | 7.1 |



- [] Ranking at each section and finish
- .-.- No data available at this section
- NA No data available