



Ipswich QLD Professional
Race 7: WWW.IPSWICHTURFCLUB.COM.AU QTIS Three-Year-Old
Handicap - 2200m
17 May 2023 - 16:03



Track Rating: Heavy 10, Weather: Fine, Rail Position: +8m Entire

Section		Overall	2000m	1800m	1600m	1400m	1200m	1000m	Last 600m				
Field Times		2:22.19 (0:14.53)	2:07.66 (0:11.62)	1:56.04 (0:12.60)	1:43.44 (0:13.22)	1:30.22 (0:13.46)	1:16.76 (0:13.19)	1:03.57 (0:13.06)	0:37.91				
Rank	TAB Horse/Jockey	Barrier	Top Speed [km/h]	Fastest Section									Distance Travelled [m]
1	7 SACRED MISSION Kyle Wilson-Taylor	1	62.8 Overall	0:11.62 2000m	2:22.19 [1] (0:14.53)	2:07.66 [1] (0:11.62)	1:56.04 [1] (0:12.60)	1:43.44 [1] (0:13.22)	1:30.22 [1] (0:13.46)	1:16.76 [1] (0:13.19)	1:03.57 [1] (0:13.06)	0:37.91	
2	14 KALEA Cejay Graham	2	61.2 2000m	0:11.97 2000m	2:22.68 [2] (0:15.11)	2:07.57 [6] (0:11.97)	1:55.60 [5] (0:12.74)	1:42.86 [6] (0:13.10)	1:29.76 [6] (0:13.34)	1:16.42 [6] (0:13.13)	1:03.29 [6] (0:13.03)	0:37.89	+2
3	3 DIVINE PURPOSE Ben Thompson	6	61.8 2000m	0:11.71 2000m	2:22.72 [3] (0:14.87)	2:07.85 [4] (0:11.71)	1:56.14 [4] (0:12.65)	1:43.49 [3] (0:13.17)	1:30.32 [3] (0:13.41)	1:16.91 [4] (0:13.26)	1:03.65 [4] (0:13.02)	0:38.11	-1
4	6 AMALGAMATION Samantha Collett	9	60.7 800m	0:12.20 800m	2:22.79 [4] (0:15.70)	2:07.09 [11] (0:12.32)	1:54.77 [11] (0:12.77)	1:42.00 [11] (0:13.00)	1:29.00 [11] (0:13.40)	1:15.60 [11] (0:13.07)	1:02.53 [11] (0:12.96)	0:37.37	+12
5	17 GRANDE BAIE Taylor Marshall	14	61.9 2000m	0:11.77 2000m	2:23.10 [5] (0:14.79)	2:08.31 [3] (0:11.77)	1:56.54 [3] (0:12.69)	1:43.85 [4] (0:13.18)	1:30.67 [4] (0:13.37)	1:17.30 [3] (0:13.19)	1:04.11 [3] (0:13.11)	0:38.51	+12
6	16 MR PLUME Tegan Harrison	13	61.9 Overall	0:12.19 2000m	2:23.20 [6] (0:15.22)	2:07.98 [7] (0:12.19)	1:55.79 [8] (0:12.81)	1:42.98 [7] (0:13.05)	1:29.93 [7] (0:13.37)	1:16.56 [8] (0:13.04)	1:03.52 [7] (0:13.02)	0:38.16	+9
7	2 BURNT BY BERNIE Ryan Maloney	4	62.9 2000m	0:11.58 2000m	2:23.28 [7] (0:14.66)	2:08.62 [2] (0:11.58)	1:57.04 [2] (0:12.67)	1:44.37 [2] (0:13.17)	1:31.20 [2] (0:13.45)	1:17.75 [2] (0:13.17)	1:04.58 [2] (0:13.07)	0:38.93	+8
8	11 REISINGER Damien Thornton	11	60.4 600m	0:12.16 600m	2:23.29 [8] (0:15.37)	2:07.92 [9] (0:12.35)	1:55.57 [9] (0:12.79)	1:42.78 [10] (0:13.00)	1:29.78 [9] (0:13.42)	1:16.36 [9] (0:13.00)	1:03.36 [9] (0:13.00)	0:38.07	+10
9	4 DARK CHILL Jaden Lloyd	5	60.7 Overall	0:12.04 2000m	2:23.46 [9] (0:15.05)	2:08.41 [5] (0:12.04)	1:56.37 [6] (0:12.67)	1:43.70 [5] (0:13.13)	1:30.57 [5] (0:13.33)	1:17.24 [5] (0:13.14)	1:04.10 [5] (0:13.05)	0:38.67	+8
10	1 MISHANI SPARTAN Boris Thornton	7	60.4 2000m	0:12.05 2000m	2:23.48 [10] (0:15.35)	2:08.13 [8] (0:12.05)	1:56.08 [7] (0:12.82)	1:43.26 [8] (0:13.08)	1:30.18 [8] (0:13.33)	1:16.85 [7] (0:13.06)	1:03.79 [8] (0:13.03)	0:38.57	+4

Scratched: Ngozi (#20), Tokyo Blossom (#12), Fireflies (#9), Cours Vite (#8), Italian Award (#19), Irish Sally (#10), Roman Dagger (#15), King Cornelius (#18), Uncommon Valour (#13)



Ipswich QLD Professional
 Race 7: WWW.IPSWICHTURFCLUB.COM.AU QTIS Three-Year-Old
 Handicap - 2200m
 17 May 2023 - 16:03



Track Rating: Heavy 10, Weather: Fine, Rail Position: +8m Entire

Section	Overall	2000m	1800m	1600m	1400m	1200m	1000m	Last 600m
Field Times	2:22.19 (0:14.53)	2:07.66 (0:11.62)	1:56.04 (0:12.60)	1:43.44 (0:13.22)	1:30.22 (0:13.46)	1:16.76 (0:13.19)	1:03.57 (0:13.06)	0:37.91

Rank	TAB	Horse/Jockey	Barrier	Top Speed [km/h]	Fastest Section								Distance Travelled [m]	
11	5	PARALLEL	18	61.0	0:12.02	2:23.88 [11]	2:08.22 [10]	1:55.93 [10]	1:43.42 [9]	1:30.34 [10]	1:16.89 [10]	1:03.82 [10]	0:38.77	-1
		James Orman		Overall	800m	(0:15.66)	(0:12.29)	(0:12.51)	(0:13.08)	(0:13.45)	(0:13.07)	(0:13.03)		

Scratched: Ngozi (#20), Tokyo Blossom (#12), Fireflies (#9), Cours Vite (#8), Italian Award (#19), Irish Sally (#10), Roman Dagger (#15), King Cornelius (#18), Uncommon Valour (#13)



Ipswich QLD Professional
 Race 7: WWW.IPSWICHTURFCLUB.COM.AU QTIS Three-Year-Old
 Handicap - 2200m
 17 May 2023 - 16:03



Track Rating: Heavy 10, Weather: Fine, Rail Position: +8m Entire

Section				800m	600m	400m	200m	Last 600m			
Field Times				0:50.51 (0:12.60)	0:37.91 (0:12.28)	0:25.63 (0:12.68)	0:12.95 (0:12.95)	0:37.91			
Rank	TAB	Horse/Jockey	Barrier	Top Speed [km/h]	Fastest Section			Margin	Distance Travelled [m]		
1	7	SACRED MISSION Kyle Wilson-Taylor	1	62.8 Overall	0:11.62 2000m	0:50.51 [1] (0:12.60)	0:37.91 [1] (0:12.28)	0:25.63 [1] (0:12.68)	0:12.95 [1] (0:12.95)	2:22.19	0:37.91
2	14	KALEA Cejay Graham	2	61.2 2000m	0:11.97 2000m	0:50.26 [6] (0:12.37)	0:37.89 [6] (0:12.19)	0:25.70 [3] (0:12.80)	0:12.90 [2] (0:12.90)	2.8L	0:37.89 +2
3	3	DIVINE PURPOSE Ben Thompson	6	61.8 2000m	0:11.71 2000m	0:50.63 [3] (0:12.52)	0:38.11 [4] (0:12.42)	0:25.69 [5] (0:12.92)	0:12.77 [4] (0:12.77)	3L	0:38.11 -1
4	6	AMALGAMATION Samantha Collett	9	60.7 800m	0:12.20 800m	0:49.57 [11] (0:12.20)	0:37.37 [11] (0:12.24)	0:25.13 [11] (0:12.72)	0:12.41 [11] (0:12.41)	3.3L	0:37.37 +12
5	17	GRANDE BAIE Taylor Marshall	14	61.9 2000m	0:11.77 2000m	0:51.00 [4] (0:12.49)	0:38.51 [3] (0:12.44)	0:26.07 [4] (0:12.92)	0:13.15 [5] (0:13.15)	5.1L	0:38.51 +12
6	16	MR PLUME Tegan Harrison	13	61.9 Overall	0:12.19 2000m	0:50.50 [7] (0:12.34)	0:38.16 [8] (0:12.34)	0:25.82 [10] (0:12.90)	0:12.92 [9] (0:12.92)	5.6L	0:38.16 +9
7	2	BURNT BY BERNIE Ryan Maloney	4	62.9 2000m	0:11.58 2000m	0:51.51 [2] (0:12.58)	0:38.93 [2] (0:12.44)	0:26.49 [2] (0:13.06)	0:13.43 [3] (0:13.43)	6L	0:38.93 +8
8	11	REISINGER Damien Thornton	11	60.4 600m	0:12.16 600m	0:50.36 [9] (0:12.29)	0:38.07 [10] (0:12.16)	0:25.91 [9] (0:12.78)	0:13.13 [8] (0:13.13)	6.1L	0:38.07 +10
9	4	DARK CHILL Jaden Lloyd	5	60.7 Overall	0:12.04 2000m	0:51.05 [5] (0:12.38)	0:38.67 [5] (0:12.33)	0:26.34 [7] (0:12.93)	0:13.41 [7] (0:13.41)	6.9L	0:38.67 +8
10	1	MISHANI SPARTAN Boris Thornton	7	60.4 2000m	0:12.05 2000m	0:50.76 [8] (0:12.19)	0:38.57 [7] (0:12.15)	0:26.42 [6] (0:12.95)	0:13.47 [6] (0:13.47)	7L	0:38.57 +4

Scratched: Ngozi (#20), Tokyo Blossom (#12), Fireflies (#9), Cours Vite (#8), Italian Award (#19), Irish Sally (#10), Roman Dagger (#15), King Cornelius (#18), Uncommon Valour (#13)

[] Ranking at each section and finish
 -:-:- No data available at this section
 NA No data available
 SCN Saddle cloth number
 DNF Did not finish
 DNT Did not track



Ipswich QLD Professional
 Race 7: WWW.IPSWICHTURFCLUB.COM.AU QTIS Three-Year-Old
 Handicap - 2200m
 17 May 2023 - 16:03



Track Rating: Heavy 10, Weather: Fine, Rail Position: +8m Entire

Section	800m	600m	400m	200m	Last 600m
Field Times	0:50.51 (0:12.60)	0:37.91 (0:12.28)	0:25.63 (0:12.68)	0:12.95 (0:12.95)	0:37.91

Rank	TAB	Horse/Jockey	Barrier	Top Speed [km/h]	Fastest Section	Margin	Distance Travelled [m]
11	5	PARALLEL	18	61.0	0:12.02	9.3L	-1
		James Orman		Overall	800m		
					0:50.79 [10] (0:12.02)		
					0:38.77 [9] (0:12.23)		
					0:26.54 [8] (0:12.94)		
					0:13.60 [10] (0:13.60)		

Scratched: Ngozi (#20), Tokyo Blossom (#12), Fireflies (#9), Cours Vite (#8), Italian Award (#19), Irish Sally (#10), Roman Dagger (#15), King Cornelius (#18), Uncommon Valour (#13)

[] Ranking at each section and finish
 -:-:- No data available at this section
 NA No data available

SCN Saddle cloth number
 DNF Did not finish
 DNT Did not track



Horse/Jockey Name	Sacred Mission
Final Rank	1
Fastest Section Time (Section)	0:11.62 (2000m)
Top Speed [km/h] (Section)	62.8 (Overall)
Race State	Finished



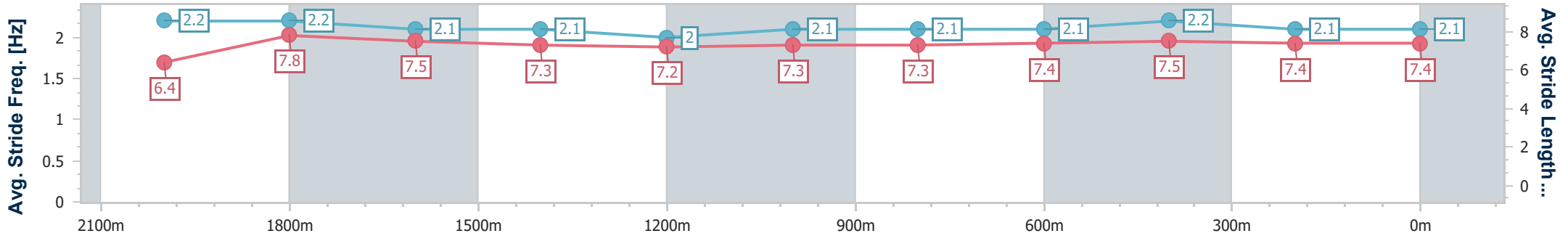
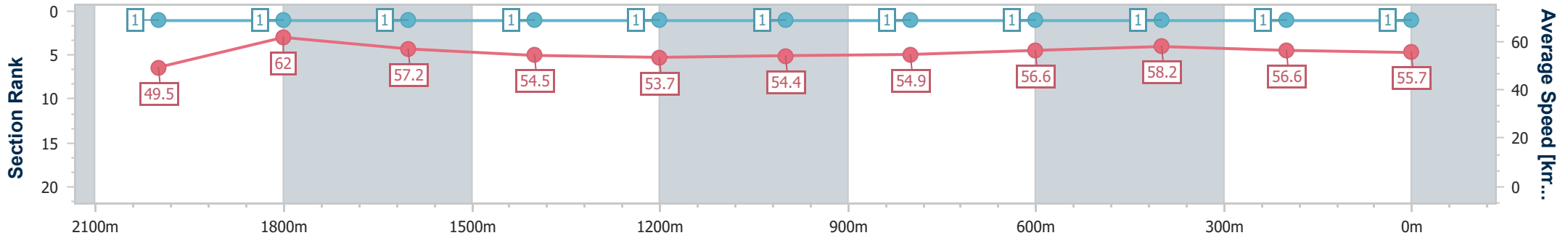
Ipswich QLD Professional
 Race 7: WWW.IPSWICHTURFCLUB.COM.AU QTIS Three-Year-Old Handicap - 2200m



17 May 2023 - 16:03

Track Rating: Heavy 10, Weather: Fine, Rail Position: +8m Entire

Section	Overall	2000m	1800m	1600m	1400m	1200m	1000m	800m	600m	400m	200m
Section Times	2:22.19 [1] (0:14.53)	2:07.66 [1] (0:11.62)	1:56.04 [1] (0:12.60)	1:43.44 [1] (0:13.22)	1:30.22 [1] (0:13.46)	1:16.76 [1] (0:13.19)	1:03.57 [1] (0:13.06)	0:50.51 [1] (0:12.60)	0:37.91 [1] (0:12.28)	0:25.63 [1] (0:12.68)	0:12.95 [1] (0:12.95)
Average Speed [km/h]	49.5	62.0	57.2	54.5	53.7	54.4	54.9	56.6	58.2	56.6	55.7
Top Speed [km/h]	62.8	62.6	61.0	55.3	54.3	55.2	56.8	58.0	59.0	57.2	56.9
Avg. Dist. to Rail [m]	1.2	0.2	0.6	1.4	0.9	0.8	1.9	2.1	1.7	1.5	2.8
Avg. Stride Freq. [Hz]	2.2	2.2	2.1	2.1	2.0	2.1	2.1	2.1	2.2	2.1	2.1
Avg. Stride Length [m]	6.4	7.8	7.5	7.3	7.2	7.3	7.3	7.4	7.5	7.4	7.4



- [] Ranking at each section and finish
- .-.- No data available at this section
- NA No data available



Horse/Jockey Name	Kalea
Final Rank	2
Fastest Section Time (Section)	0:11.97 (2000m)
Top Speed [km/h] (Section)	61.2 (2000m)
Race State	Finished



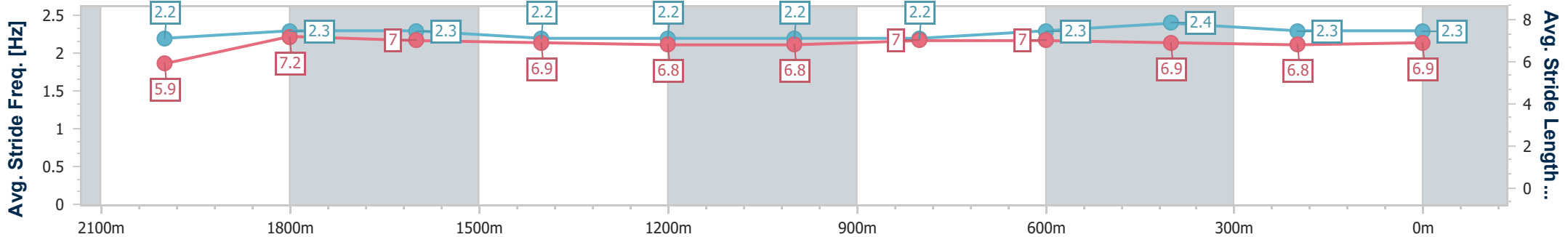
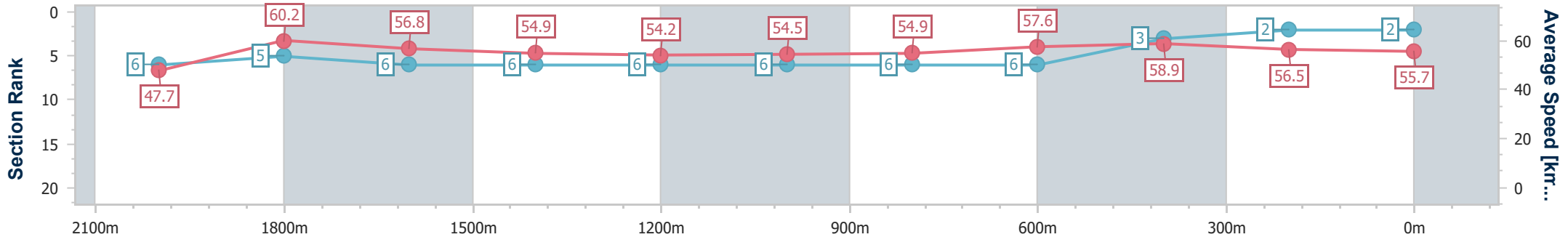
Ipswich QLD Professional
 Race 7: WWW.IPSWICHTURFCLUB.COM.AU QTIS Three-Year-Old Handicap - 2200m



17 May 2023 - 16:03

Track Rating: Heavy 10, Weather: Fine, Rail Position: +8m Entire

Section	Overall	2000m	1800m	1600m	1400m	1200m	1000m	800m	600m	400m	200m
Section Times	2:22.68 [2] (0:15.11)	2:07.57 [6] (0:11.97)	1:55.60 [5] (0:12.74)	1:42.86 [6] (0:13.10)	1:29.76 [6] (0:13.34)	1:16.42 [6] (0:13.13)	1:03.29 [6] (0:13.03)	0:50.26 [6] (0:12.37)	0:37.89 [6] (0:12.19)	0:25.70 [3] (0:12.80)	0:12.90 [2] (0:12.90)
Average Speed [km/h]	47.7	60.2	56.8	54.9	54.2	54.5	54.9	57.6	58.9	56.5	55.7
Top Speed [km/h]	61.1	61.2	58.8	56.1	55.2	55.0	56.6	58.7	59.8	57.7	56.7
Avg. Dist. to Rail [m]	1.6	0.4	0.7	1.2	0.6	1.0	2.4	2.5	0.9	2.5	4.7
Avg. Stride Freq. [Hz]	2.2	2.3	2.3	2.2	2.2	2.2	2.2	2.3	2.4	2.3	2.3
Avg. Stride Length [m]	5.9	7.2	7.0	6.9	6.8	6.8	7.0	7.0	6.9	6.8	6.9



- [] Ranking at each section and finish
- .-.- No data available at this section
- NA No data available



Horse/Jockey Name	Divine Purpose
Final Rank	3
Fastest Section Time (Section)	0:11.71 (2000m)
Top Speed [km/h] (Section)	61.8 (2000m)
Race State	Finished



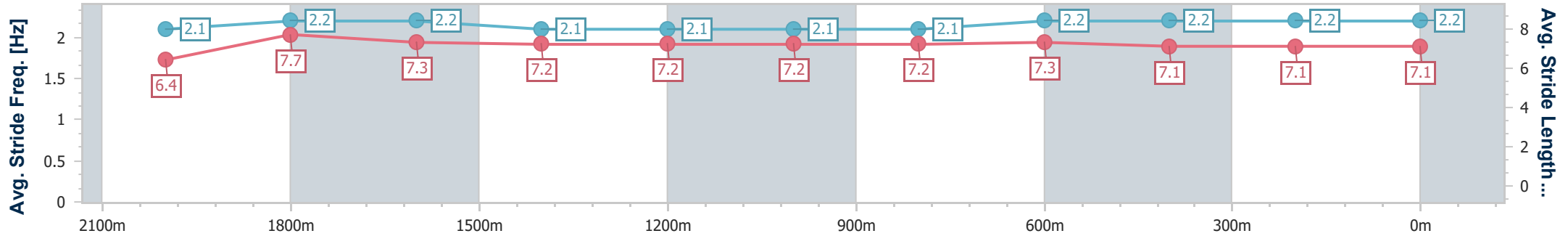
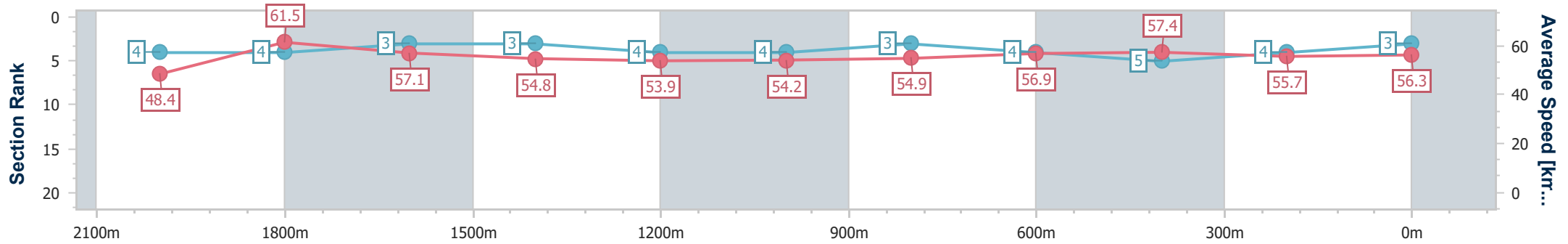
Ipswich QLD Professional
 Race 7: WWW.IPSWICHTURFCLUB.COM.AU QTIS Three-Year-Old Handicap - 2200m



17 May 2023 - 16:03

Track Rating: Heavy 10, Weather: Fine, Rail Position: +8m Entire

Section	Overall	2000m	1800m	1600m	1400m	1200m	1000m	800m	600m	400m	200m
Section Times	2:22.72 [3] (0:14.87)	2:07.85 [4] (0:11.71)	1:56.14 [4] (0:12.65)	1:43.49 [3] (0:13.17)	1:30.32 [3] (0:13.41)	1:16.91 [4] (0:13.26)	1:03.65 [4] (0:13.02)	0:50.63 [3] (0:12.52)	0:38.11 [4] (0:12.42)	0:25.69 [5] (0:12.92)	0:12.77 [4] (0:12.77)
Average Speed [km/h]	48.4	61.5	57.1	54.8	53.9	54.2	54.9	56.9	57.4	55.7	56.3
Top Speed [km/h]	61.7	61.8	60.7	56.3	54.5	55.3	57.5	57.5	58.4	57.2	57.3
Avg. Dist. to Rail [m]	4.1	0.6	0.6	1.3	0.9	0.8	2.3	2.8	2.3	1.4	2.7
Avg. Stride Freq. [Hz]	2.1	2.2	2.2	2.1	2.1	2.1	2.1	2.2	2.2	2.2	2.2
Avg. Stride Length [m]	6.4	7.7	7.3	7.2	7.2	7.2	7.2	7.3	7.1	7.1	7.1



- [] Ranking at each section and finish
- .-.- No data available at this section
- NA No data available



Horse/Jockey Name	Amalgamation
Final Rank	4
Fastest Section Time (Section)	0:12.20 (800m)
Top Speed [km/h] (Section)	60.7 (800m)
Race State	Finished



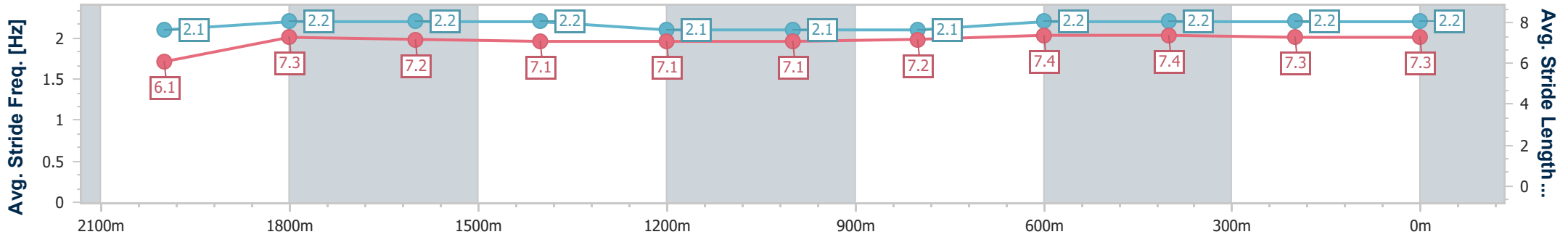
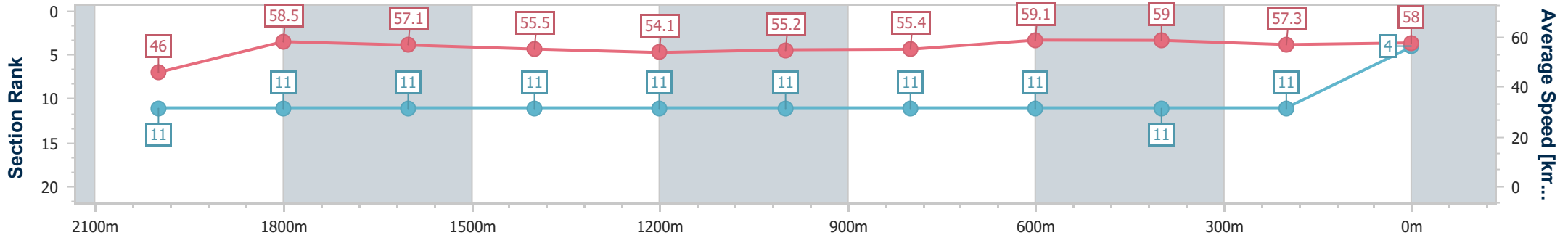
Ipswich QLD Professional
 Race 7: WWW.IPSWICHTURFCLUB.COM.AU QTIS Three-Year-Old Handicap - 2200m



17 May 2023 - 16:03

Track Rating: Heavy 10, Weather: Fine, Rail Position: +8m Entire

Section	Overall	2000m	1800m	1600m	1400m	1200m	1000m	800m	600m	400m	200m
Section Times	2:22.79 [4] (0:15.70)	2:07.09 [11] (0:12.32)	1:54.77 [11] (0:12.77)	1:42.00 [11] (0:13.00)	1:29.00 [11] (0:13.40)	1:15.60 [11] (0:13.07)	1:02.53 [11] (0:12.96)	0:49.57 [11] (0:12.20)	0:37.37 [11] (0:12.24)	0:25.13 [11] (0:12.72)	0:12.41 [11] (0:12.41)
Average Speed [km/h]	46.0	58.5	57.1	55.5	54.1	55.2	55.4	59.1	59.0	57.3	58.0
Top Speed [km/h]	60.0	59.1	58.1	56.8	55.3	55.7	56.9	60.7	59.8	58.6	59.4
Avg. Dist. to Rail [m]	4.7	1.2	1.6	2.2	1.9	0.8	1.1	0.5	1.7	5.5	10.3
Avg. Stride Freq. [Hz]	2.1	2.2	2.2	2.2	2.1	2.1	2.1	2.2	2.2	2.2	2.2
Avg. Stride Length [m]	6.1	7.3	7.2	7.1	7.1	7.1	7.2	7.4	7.4	7.3	7.3



- [] Ranking at each section and finish
- .-.- No data available at this section
- NA No data available



Horse/Jockey Name	Grande Baie
Final Rank	5
Fastest Section Time (Section)	0:11.77 (2000m)
Top Speed [km/h] (Section)	61.9 (2000m)
Race State	Finished



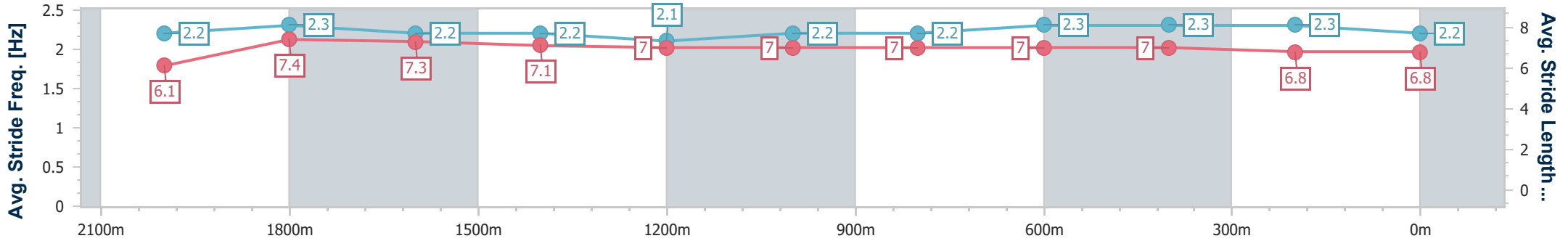
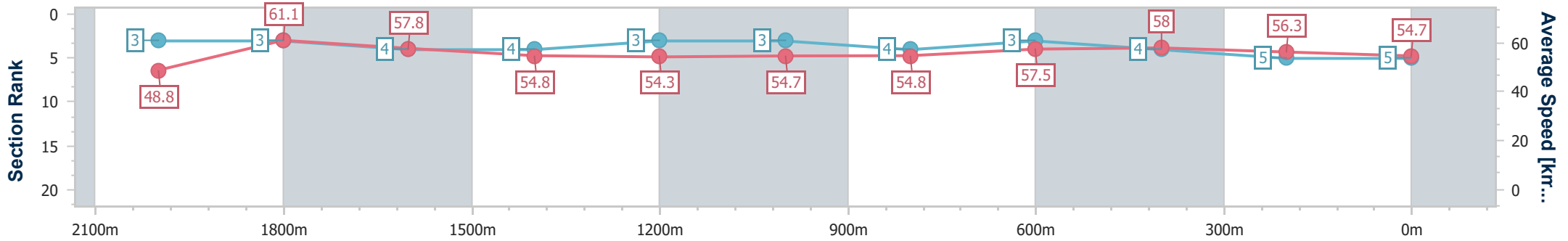
Ipswich QLD Professional
 Race 7: WWW.IPSWICHTURFCLUB.COM.AU QTIS Three-Year-Old Handicap - 2200m



17 May 2023 - 16:03

Track Rating: Heavy 10, Weather: Fine, Rail Position: +8m Entire

Section	Overall	2000m	1800m	1600m	1400m	1200m	1000m	800m	600m	400m	200m
Section Times	2:23.10 [5] (0:14.79)	2:08.31 [3] (0:11.77)	1:56.54 [3] (0:12.69)	1:43.85 [4] (0:13.18)	1:30.67 [4] (0:13.37)	1:17.30 [3] (0:13.19)	1:04.11 [3] (0:13.11)	0:51.00 [4] (0:12.49)	0:38.51 [3] (0:12.44)	0:26.07 [4] (0:12.92)	0:13.15 [5] (0:13.15)
Average Speed [km/h]	48.8	61.1	57.8	54.8	54.3	54.7	54.8	57.5	58.0	56.3	54.7
Top Speed [km/h]	61.9	61.9	61.1	56.4	54.9	55.9	57.0	58.2	58.6	56.9	56.0
Avg. Dist. to Rail [m]	7.4	1.9	2.2	2.8	2.1	0.8	1.1	0.8	0.8	4.1	6.7
Avg. Stride Freq. [Hz]	2.2	2.3	2.2	2.2	2.1	2.2	2.2	2.3	2.3	2.3	2.2
Avg. Stride Length [m]	6.1	7.4	7.3	7.1	7.0	7.0	7.0	7.0	7.0	6.8	6.8



- [] Ranking at each section and finish
- .-.- No data available at this section
- NA No data available



Horse/Jockey Name	Mr Plume
Final Rank	6
Fastest Section Time (Section)	0:12.19 (2000m)
Top Speed [km/h] (Section)	61.9 (Overall)
Race State	Finished



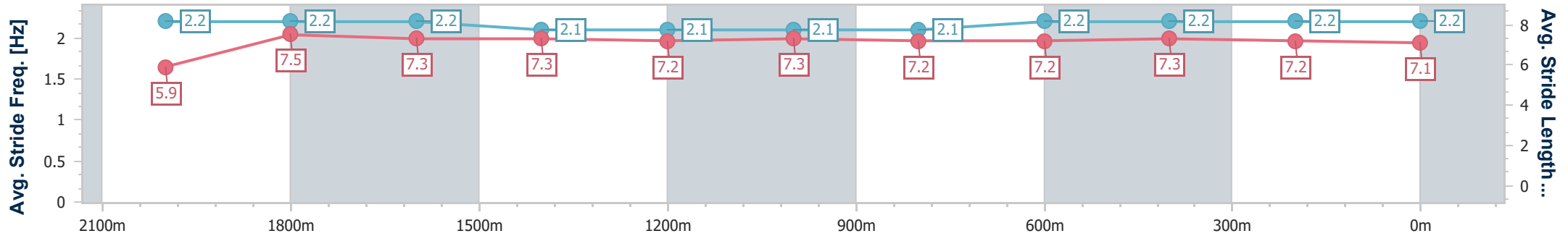
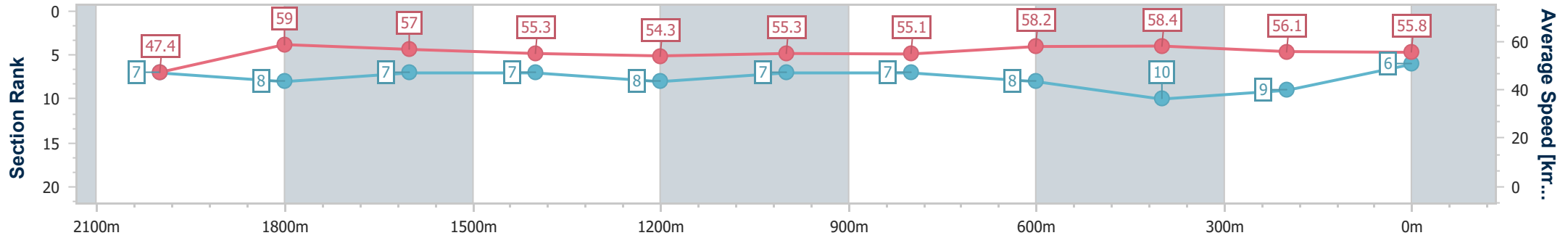
Ipswich QLD Professional
 Race 7: WWW.IPSWICHTURFCLUB.COM.AU QTIS Three-Year-Old Handicap - 2200m



17 May 2023 - 16:03

Track Rating: Heavy 10, Weather: Fine, Rail Position: +8m Entire

Section	Overall	2000m	1800m	1600m	1400m	1200m	1000m	800m	600m	400m	200m
Section Times	2:23.20 [6] (0:15.22)	2:07.98 [7] (0:12.19)	1:55.79 [8] (0:12.81)	1:42.98 [7] (0:13.05)	1:29.93 [7] (0:13.37)	1:16.56 [8] (0:13.04)	1:03.52 [7] (0:13.02)	0:50.50 [7] (0:12.34)	0:38.16 [8] (0:12.34)	0:25.82 [10] (0:12.90)	0:12.92 [9] (0:12.92)
Average Speed [km/h]	47.4	59.0	57.0	55.3	54.3	55.3	55.1	58.2	58.4	56.1	55.8
Top Speed [km/h]	61.9	60.7	57.8	56.5	55.7	55.9	56.5	59.2	59.1	57.1	56.3
Avg. Dist. to Rail [m]	6.9	1.3	1.7	2.5	2.0	0.8	1.3	1.1	1.1	3.1	3.3
Avg. Stride Freq. [Hz]	2.2	2.2	2.2	2.1	2.1	2.1	2.1	2.2	2.2	2.2	2.2
Avg. Stride Length [m]	5.9	7.5	7.3	7.3	7.2	7.3	7.2	7.2	7.3	7.2	7.1



- [] Ranking at each section and finish
- .-.- No data available at this section
- NA No data available



Horse/Jockey Name	Burnt By Bernie
Final Rank	7
Fastest Section Time (Section)	0:11.58 (2000m)
Top Speed [km/h] (Section)	62.9 (2000m)
Race State	Finished



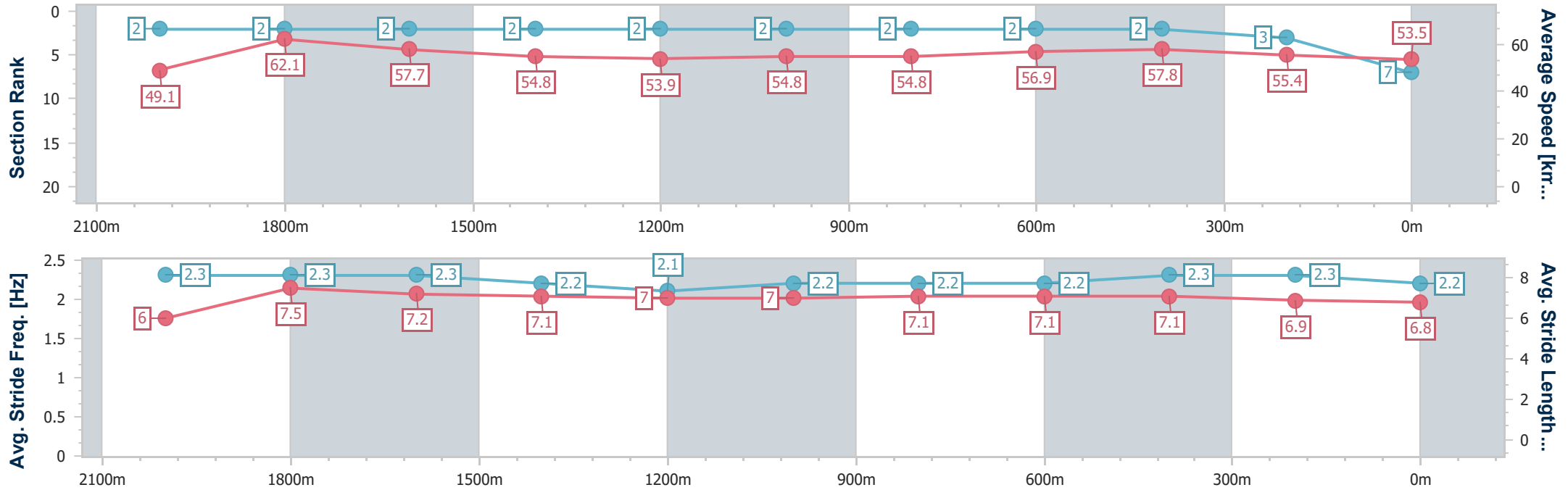
Ipswich QLD Professional
 Race 7: WWW.IPSWICHTURFCLUB.COM.AU QTIS Three-Year-Old Handicap - 2200m



17 May 2023 - 16:03

Track Rating: Heavy 10, Weather: Fine, Rail Position: +8m Entire

Section	Overall	2000m	1800m	1600m	1400m	1200m	1000m	800m	600m	400m	200m
Section Times	2:23.28 [7] (0:14.66)	2:08.62 [2] (0:11.58)	1:57.04 [2] (0:12.67)	1:44.37 [2] (0:13.17)	1:31.20 [2] (0:13.45)	1:17.75 [2] (0:13.17)	1:04.58 [2] (0:13.07)	0:51.51 [2] (0:12.58)	0:38.93 [2] (0:12.44)	0:26.49 [2] (0:13.06)	0:13.43 [3] (0:13.43)
Average Speed [km/h]	49.1	62.1	57.7	54.8	53.9	54.8	54.8	56.9	57.8	55.4	53.5
Top Speed [km/h]	61.9	62.9	60.5	55.6	54.3	55.6	56.6	57.7	58.9	56.5	55.7
Avg. Dist. to Rail [m]	2.5	1.4	1.9	2.9	1.8	0.8	1.5	1.3	0.4	2.9	5.1
Avg. Stride Freq. [Hz]	2.3	2.3	2.3	2.2	2.1	2.2	2.2	2.2	2.3	2.3	2.2
Avg. Stride Length [m]	6.0	7.5	7.2	7.1	7.0	7.0	7.1	7.1	7.1	6.9	6.8



- [] Ranking at each section and finish
- .-.- No data available at this section
- NA No data available



Horse/Jockey Name	Reisinger
Final Rank	8
Fastest Section Time (Section)	0:12.16 (600m)
Top Speed [km/h] (Section)	60.4 (600m)
Race State	Finished



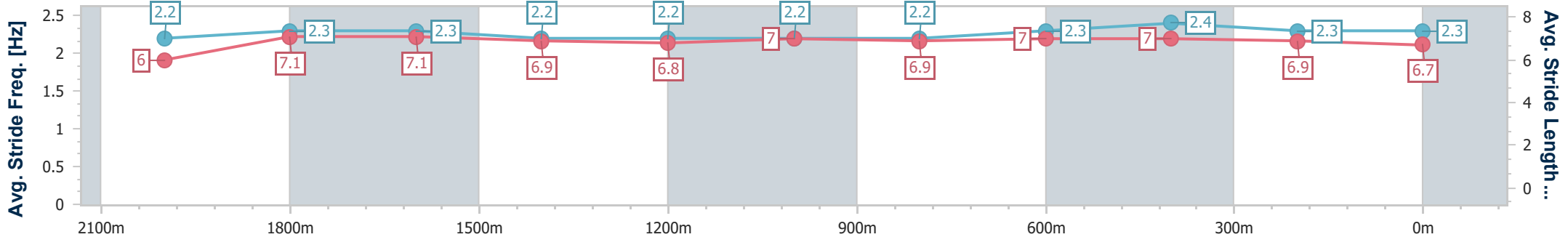
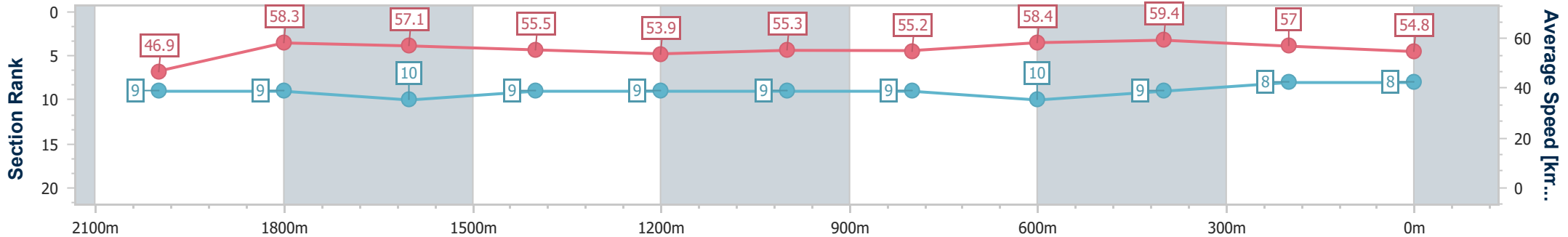
Ipswich QLD Professional
 Race 7: WWW.IPSWICHTURFCLUB.COM.AU QTIS Three-Year-Old Handicap - 2200m



17 May 2023 - 16:03

Track Rating: Heavy 10, Weather: Fine, Rail Position: +8m Entire

Section	Overall	2000m	1800m	1600m	1400m	1200m	1000m	800m	600m	400m	200m
Section Times	2:23.29 [8] (0:15.37)	2:07.92 [9] (0:12.35)	1:55.57 [9] (0:12.79)	1:42.78 [10] (0:13.00)	1:29.78 [9] (0:13.42)	1:16.36 [9] (0:13.00)	1:03.36 [9] (0:13.00)	0:50.36 [9] (0:12.29)	0:38.07 [10] (0:12.16)	0:25.91 [9] (0:12.78)	0:13.13 [8] (0:13.13)
Average Speed [km/h]	46.9	58.3	57.1	55.5	53.9	55.3	55.2	58.4	59.4	57.0	54.8
Top Speed [km/h]	59.7	59.2	59.0	56.8	54.9	56.7	56.6	59.6	60.4	59.7	56.3
Avg. Dist. to Rail [m]	5.6	1.3	2.0	2.4	1.4	0.8	1.3	1.1	1.5	5.2	9.1
Avg. Stride Freq. [Hz]	2.2	2.3	2.3	2.2	2.2	2.2	2.2	2.3	2.4	2.3	2.3
Avg. Stride Length [m]	6.0	7.1	7.1	6.9	6.8	7.0	6.9	7.0	7.0	6.9	6.7



- [] Ranking at each section and finish
- .-.- No data available at this section
- NA No data available



Horse/Jockey Name	Dark Chill
Final Rank	9
Fastest Section Time (Section)	0:12.04 (2000m)
Top Speed [km/h] (Section)	60.7 (Overall)
Race State	Finished



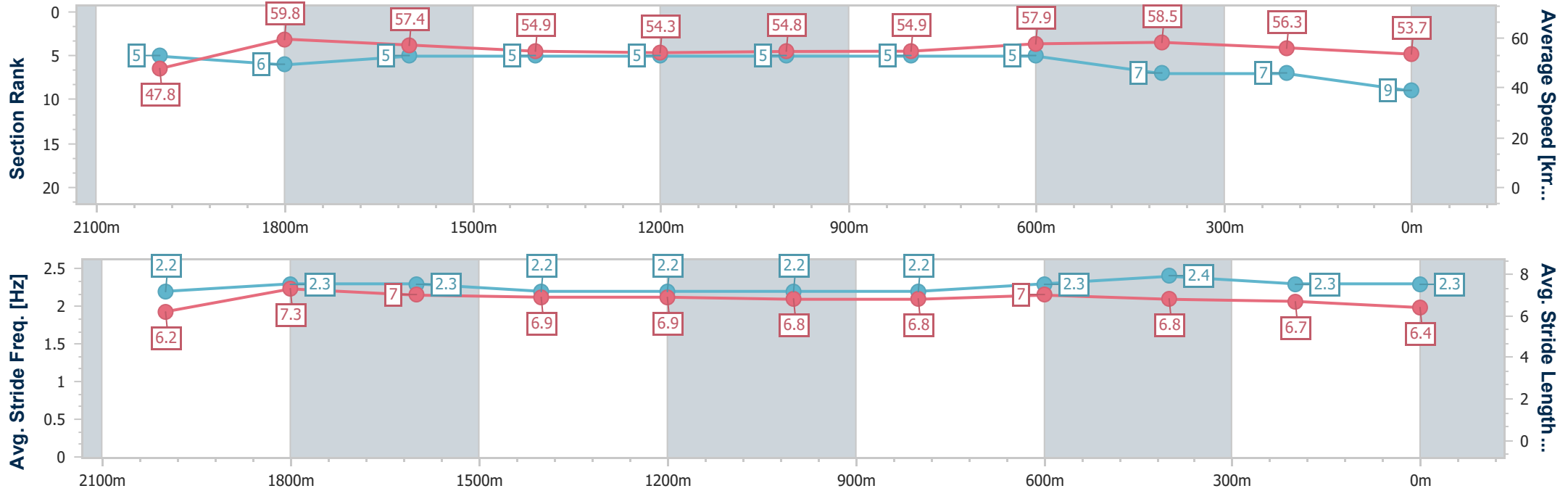
Ipswich QLD Professional
 Race 7: WWW.IPSWICHTURFCLUB.COM.AU QTIS Three-Year-Old Handicap - 2200m



17 May 2023 - 16:03

Track Rating: Heavy 10, Weather: Fine, Rail Position: +8m Entire

Section	Overall	2000m	1800m	1600m	1400m	1200m	1000m	800m	600m	400m	200m
Section Times	2:23.46 [9] (0:15.05)	2:08.41 [5] (0:12.04)	1:56.37 [6] (0:12.67)	1:43.70 [5] (0:13.13)	1:30.57 [5] (0:13.33)	1:17.24 [5] (0:13.14)	1:04.10 [5] (0:13.05)	0:51.05 [5] (0:12.38)	0:38.67 [5] (0:12.33)	0:26.34 [7] (0:12.93)	0:13.41 [7] (0:13.41)
Average Speed [km/h]	47.8	59.8	57.4	54.9	54.3	54.8	54.9	57.9	58.5	56.3	53.7
Top Speed [km/h]	60.7	60.5	59.4	56.3	55.2	55.3	57.0	58.4	59.6	57.8	55.4
Avg. Dist. to Rail [m]	3.0	0.8	1.1	2.0	1.2	0.7	1.5	1.4	0.6	4.5	6.7
Avg. Stride Freq. [Hz]	2.2	2.3	2.3	2.2	2.2	2.2	2.2	2.3	2.4	2.3	2.3
Avg. Stride Length [m]	6.2	7.3	7.0	6.9	6.9	6.8	6.8	7.0	6.8	6.7	6.4



- [] Ranking at each section and finish
- .-.- No data available at this section
- NA No data available



Horse/Jockey Name	Mishani Spartan
Final Rank	10
Fastest Section Time (Section)	0:12.05 (2000m)
Top Speed [km/h] (Section)	60.4 (2000m)
Race State	Finished



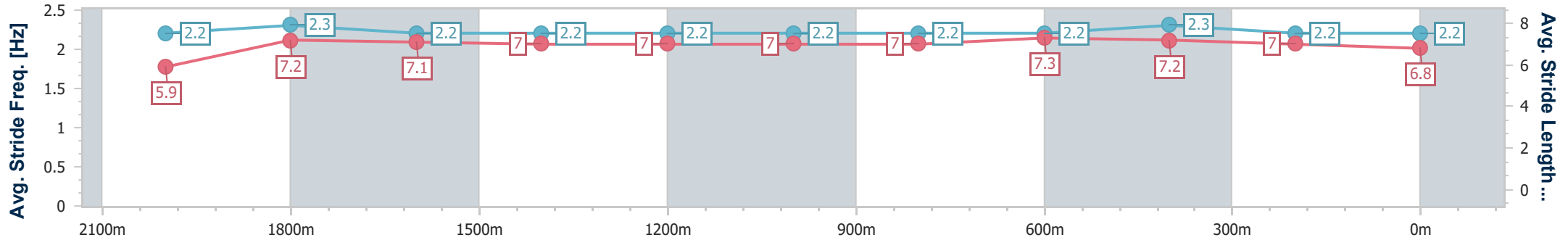
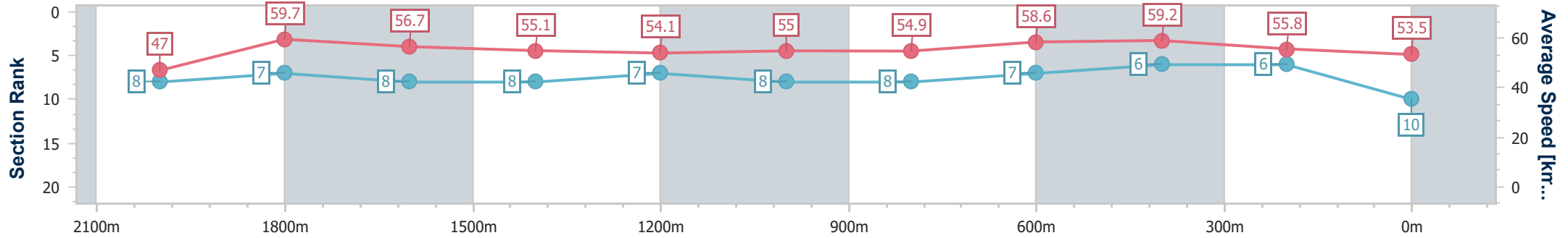
Ipswich QLD Professional
 Race 7: WWW.IPSWICHTURFCLUB.COM.AU QTIS Three-Year-Old Handicap - 2200m



17 May 2023 - 16:03

Track Rating: Heavy 10, Weather: Fine, Rail Position: +8m Entire

Section	Overall	2000m	1800m	1600m	1400m	1200m	1000m	800m	600m	400m	200m
Section Times	2:23.48 [10] (0:15.35)	2:08.13 [8] (0:12.05)	1:56.08 [7] (0:12.82)	1:43.26 [8] (0:13.08)	1:30.18 [8] (0:13.33)	1:16.85 [7] (0:13.06)	1:03.79 [8] (0:13.03)	0:50.76 [8] (0:12.19)	0:38.57 [7] (0:12.15)	0:26.42 [6] (0:12.95)	0:13.47 [6] (0:13.47)
Average Speed [km/h]	47.0	59.7	56.7	55.1	54.1	55.0	54.9	58.6	59.2	55.8	53.5
Top Speed [km/h]	59.5	60.4	59.0	56.2	55.4	55.7	57.2	59.7	60.3	58.2	55.5
Avg. Dist. to Rail [m]	3.7	0.1	1.3	1.9	0.7	0.8	1.8	1.8	0.4	2.5	3.9
Avg. Stride Freq. [Hz]	2.2	2.3	2.2	2.2	2.2	2.2	2.2	2.2	2.3	2.2	2.2
Avg. Stride Length [m]	5.9	7.2	7.1	7.0	7.0	7.0	7.0	7.3	7.2	7.0	6.8



- [] Ranking at each section and finish
- .-.- No data available at this section
- NA No data available



Horse/Jockey Name	Parallel
Final Rank	11
Fastest Section Time (Section)	0:12.02 (800m)
Top Speed [km/h] (Section)	61.0 (Overall)
Race State	Finished



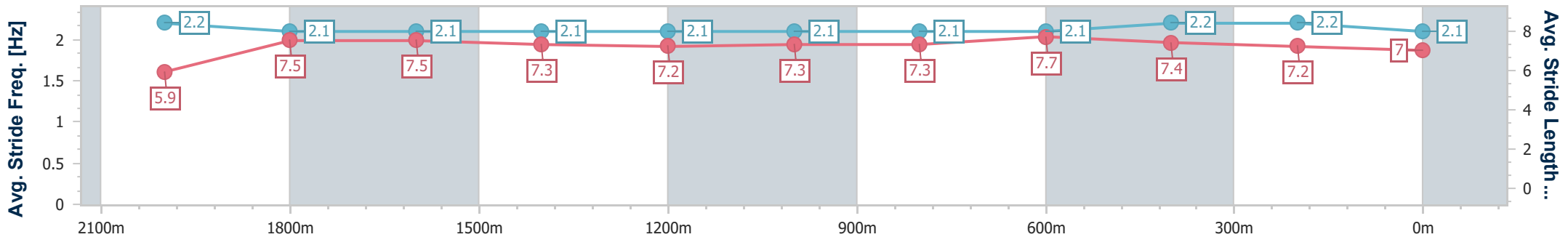
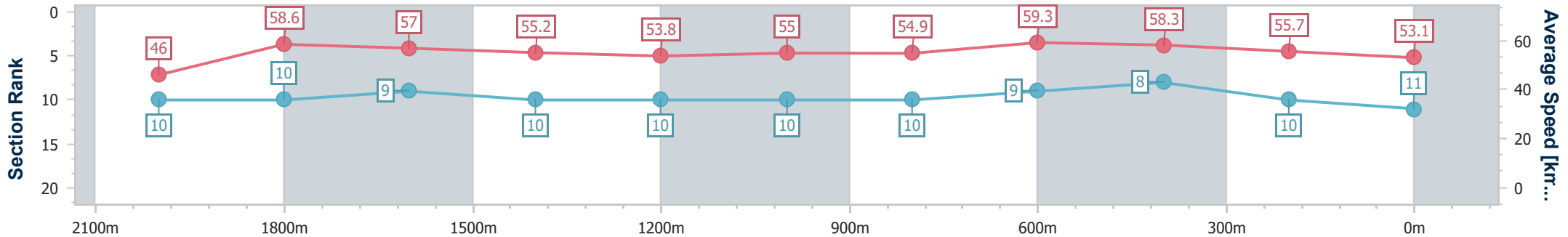
Ipswich QLD Professional
 Race 7: WWW.IPSWICHTURFCLUB.COM.AU QTIS Three-Year-Old Handicap - 2200m



17 May 2023 - 16:03

Track Rating: Heavy 10, Weather: Fine, Rail Position: +8m Entire

Section	Overall	2000m	1800m	1600m	1400m	1200m	1000m	800m	600m	400m	200m
Section Times	2:23.88 [11] (0:15.66)	2:08.22 [10] (0:12.29)	1:55.93 [10] (0:12.51)	1:43.42 [9] (0:13.08)	1:30.34 [10] (0:13.45)	1:16.89 [10] (0:13.07)	1:03.82 [10] (0:13.03)	0:50.79 [10] (0:12.02)	0:38.77 [9] (0:12.23)	0:26.54 [8] (0:12.94)	0:13.60 [10] (0:13.60)
Average Speed [km/h]	46.0	58.6	57.0	55.2	53.8	55.0	54.9	59.3	58.3	55.7	53.1
Top Speed [km/h]	61.0	59.6	58.6	56.7	55.0	56.1	56.4	60.9	59.5	56.5	55.3
Avg. Dist. to Rail [m]	5.1	0.8	1.0	1.0	1.3	0.8	1.9	3.0	2.4	1.7	2.2
Avg. Stride Freq. [Hz]	2.2	2.1	2.1	2.1	2.1	2.1	2.1	2.1	2.2	2.2	2.1
Avg. Stride Length [m]	5.9	7.5	7.5	7.3	7.2	7.3	7.3	7.7	7.4	7.2	7.0



- [] Ranking at each section and finish
- .-.- No data available at this section
- NA No data available