

# Ipswich QLD Professional

## Race 6: TAB IPSWICH CUP TIX ON SALE BENCHMARK 68 Handicap - 1200m

17 May 2023 - 15:28

Track Rating: Heavy 10, Weather: Fine, Rail Position: +8m Entire

Section												Last 600m	
Field Times		Overall	1000m	800m	600m	400m	200m						0:36.45
		1:12.74 (0:13.75)	0:58.99 (0:11.02)	0:47.97 (0:11.52)	0:36.45 (0:11.87)	0:24.58 (0:12.29)	0:12.29 (0:12.29)						
Rank	TAB Horse/Jockey	Barrier	Top Speed [km/h]	Fastest Section								Margin	Distance Travelled [m]
1	12 WEGOBAM Samantha Collett	12	64.8 1000m	0:11.08 1000m	1:12.74 [1] (0:14.68)	0:58.06 [8] (0:11.08)	0:46.98 [8] (0:11.41)	0:35.57 [8] (0:11.79)	0:23.78 [7] (0:11.97)	0:11.81 [7] (0:11.81)	1:12.74	0:35.57	
2	7 CRAZY TRAIN Ryan Maloney	8	66.0 1000m	0:10.99 1000m	1:12.75 [2] (0:14.30)	0:58.45 [5] (0:10.99)	0:47.46 [5] (0:11.49)	0:35.97 [6] (0:11.92)	0:24.05 [6] (0:12.02)	0:12.03 [4] (0:12.03)	0.1L	0:35.97	+2
3	6 STICK TO YOUR GUNS Melea Castle	2	66.8 1000m	0:10.90 1000m	1:12.93 [3] (0:13.97)	0:58.96 [3] (0:10.90)	0:48.06 [3] (0:11.48)	0:36.58 [2] (0:11.81)	0:24.77 [1] (0:12.29)	0:12.48 [1] (0:12.48)	1.1L	0:36.58	+0
4	15 MYCHYNA Cejay Graham	16	66.7 1000m	0:10.89 1000m	1:12.94 [4] (0:14.01)	0:58.93 [4] (0:10.89)	0:48.04 [4] (0:11.59)	0:36.45 [4] (0:11.97)	0:24.48 [4] (0:12.25)	0:12.23 [3] (0:12.23)	1.2L	0:36.45	+1
5	18 KOKOPO KITTY Tiffani Brooker	13	65.6 1000m	0:11.11 1000m	1:13.51 [5] (0:14.58)	0:58.93 [7] (0:11.11)	0:47.82 [7] (0:11.43)	0:36.39 [7] (0:11.88)	0:24.51 [8] (0:12.14)	0:12.37 [8] (0:12.37)	4.5L	0:36.39	+0
6	4 DIS GO BOOM Jake Molloy	1	65.9 1000m	0:10.95 1000m	1:13.60 [6] (0:14.36)	0:59.24 [6] (0:10.95)	0:48.29 [6] (0:11.44)	0:36.85 [5] (0:11.90)	0:24.95 [5] (0:12.09)	0:12.86 [5] (0:12.86)	5L	0:36.85	-4
7	13 ATOMIC SELFIE Jag Guthmann-Chester	20	67.9 1000m	0:10.99 1000m	1:14.00 [7] (0:13.80)	1:00.20 [2] (0:10.99)	0:49.21 [2] (0:11.58)	0:37.63 [3] (0:11.92)	0:25.71 [3] (0:12.53)	0:13.18 [6] (0:13.18)	7.3L	0:37.63	+3
8	19 DIANA'S AFFAIR James Orman	19	65.3 1000m	0:11.12 1000m	1:14.15 [8] (0:14.83)	0:59.32 [9] (0:11.12)	0:48.20 [9] (0:11.41)	0:36.79 [9] (0:11.89)	0:24.90 [9] (0:12.34)	0:12.56 [10] (0:12.56)	8.1L	0:36.79	+2
9	10 AMORE VELOCE Ben Thompson	4	66.0 1000m	0:11.02 1000m	1:14.19 [9] (0:13.75)	1:00.44 [1] (0:11.02)	0:49.42 [1] (0:11.52)	0:37.90 [1] (0:11.88)	0:26.02 [2] (0:12.44)	0:13.58 [2] (0:13.58)	8.3L	0:37.90	-4
10	17 TITANIUM Georgina Cartwright	10	64.1 1000m	0:11.28 1000m	1:14.23 [10] (0:15.04)	0:59.19 [11] (0:11.28)	0:47.91 [11] (0:11.37)	0:36.54 [11] (0:11.69)	0:24.85 [10] (0:12.12)	0:12.73 [9] (0:12.73)	8.5L	0:36.54	-4

Scratched: Scottish Prince (#1), Cracker Essgee (#2), Calescent (#3), Moonan Me (#5), Darci Diva (#8), Vetta Velocita (#16), Rich Lister (#9), Carribean King (#14), Boho Beauty (#11)



**Ipswich QLD Professional**  
**Race 6: TAB IPSWICH CUP TIX ON SALE BENCHMARK 68 Handicap - 1200m**  
 17 May 2023 - 15:28



Track Rating: Heavy 10, Weather: Fine, Rail Position: +8m Entire

Section	Overall	1000m	800m	600m	400m	200m	Last 600m
Field Times	1:12.74 (0:13.75)	0:58.99 (0:11.02)	0:47.97 (0:11.52)	0:36.45 (0:11.87)	0:24.58 (0:12.29)	0:12.29 (0:12.29)	0:36.45

Rank	TAB	Horse/Jockey	Barrier	Top Speed [km/h]	Fastest Section	Overall	1000m	800m	600m	400m	200m	Margin	Distance Travelled [m]	
11	20	HE'S THE NEWS	15	64.3	0:11.26	1:15.59 [11]	1:00.74 [10]	0:49.48 [10]	0:37.99 [10]	0:25.94 [11]	0:13.68 [11]	16.3L	0:37.99	+1
		Kyle Wilson-Taylor		1000m	1000m	(0:14.85)	(0:11.26)	(0:11.49)	(0:12.05)	(0:12.26)	(0:13.68)			

Scratched: Scottish Prince (#1), Cracker Essgee (#2), Calescent (#3), Moonan Me (#5), Darci Diva (#8), Vetta Velocita (#16), Rich Lister (#9), Carribean King (#14), Boho Beauty (#11)



Horse/Jockey Name	Wegobam
Final Rank	1
Fastest Section Time (Section)	0:11.08 (1000m)
Top Speed [km/h] (Section)	64.8 (1000m)
Race State	Finished

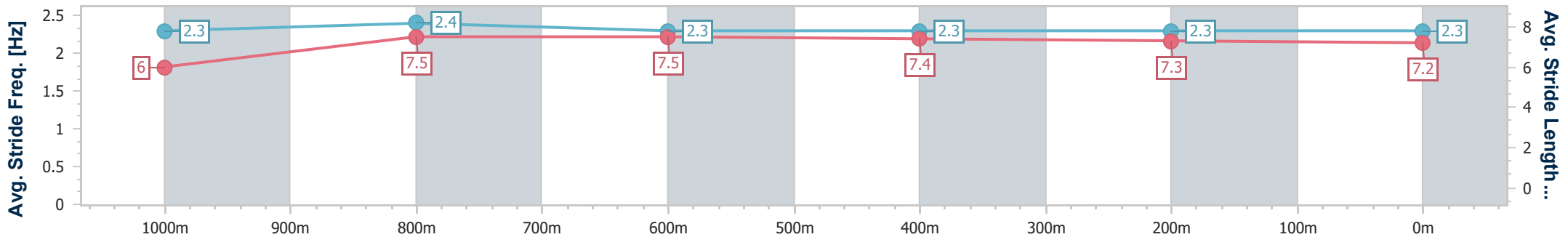
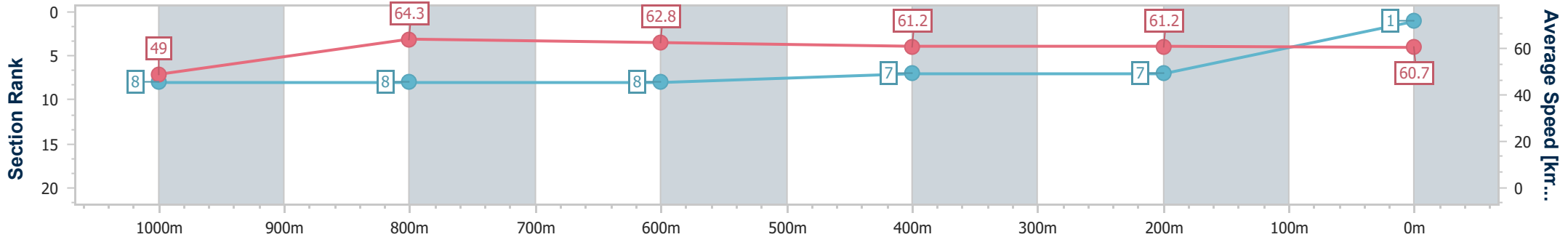


Ipswich QLD Professional  
 Race 6: TAB IPSWICH CUP TIX ON SALE BENCHMARK 68  
 Handicap - 1200m  
 17 May 2023 - 15:28



Track Rating: Heavy 10, Weather: Fine, Rail Position: +8m Entire

Section	Overall	1000m	800m	600m	400m	200m
Section Times	1:12.74 [1] (0:14.68)	0:58.06 [8] (0:11.08)	0:46.98 [8] (0:11.41)	0:35.57 [8] (0:11.79)	0:23.78 [7] (0:11.97)	0:11.81 [7] (0:11.81)
Average Speed [km/h]	49.0	64.3	62.8	61.2	61.2	60.7
Top Speed [km/h]	64.4	64.8	63.5	62.4	62.1	61.9
Avg. Dist. to Rail [m]	1.4	3.3	1.2	0.7	5.1	6.8
Avg. Stride Freq. [Hz]	2.3	2.4	2.3	2.3	2.3	2.3
Avg. Stride Length [m]	6.0	7.5	7.5	7.4	7.3	7.2



- [ ] Ranking at each section and finish
- .-.- No data available at this section
- NA No data available



Horse/Jockey Name	Crazy Train
Final Rank	2
Fastest Section Time (Section)	0:10.99 (1000m)
Top Speed [km/h] (Section)	66.0 (1000m)
Race State	Finished

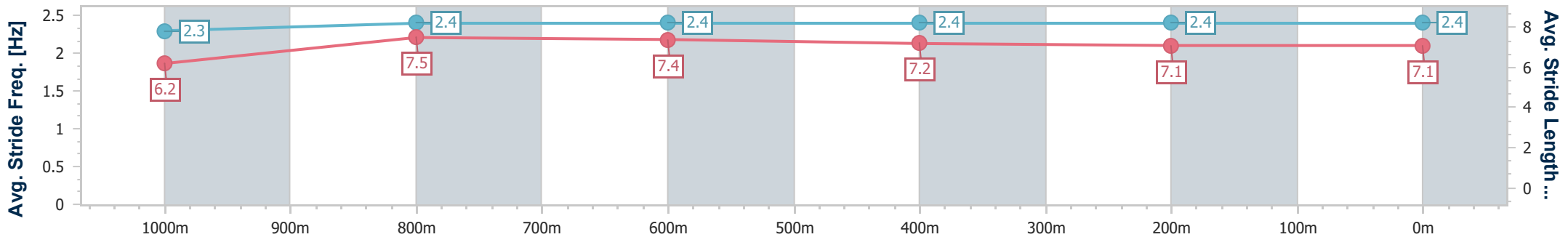
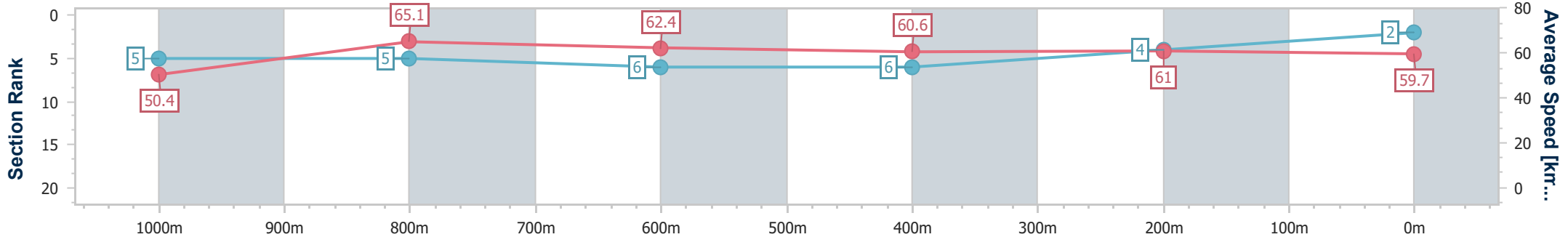


Ipswich QLD Professional  
 Race 6: TAB IPSWICH CUP TIX ON SALE BENCHMARK 68  
 Handicap - 1200m  
 17 May 2023 - 15:28



Track Rating: Heavy 10, Weather: Fine, Rail Position: +8m Entire

Section	Overall	1000m	800m	600m	400m	200m
Section Times	1:12.75 [2] (0:14.30)	0:58.45 [5] (0:10.99)	0:47.46 [5] (0:11.49)	0:35.97 [6] (0:11.92)	0:24.05 [6] (0:12.02)	0:12.03 [4] (0:12.03)
Average Speed [km/h]	50.4	65.1	62.4	60.6	61.0	59.7
Top Speed [km/h]	63.9	66.0	64.9	61.7	62.0	61.1
Avg. Dist. to Rail [m]	2.4	2.0	1.1	0.9	5.9	7.7
Avg. Stride Freq. [Hz]	2.3	2.4	2.4	2.4	2.4	2.4
Avg. Stride Length [m]	6.2	7.5	7.4	7.2	7.1	7.1



- [ ] Ranking at each section and finish
- .-.- No data available at this section
- NA No data available



Horse/Jockey Name	Stick To Your Guns
Final Rank	3
Fastest Section Time (Section)	0:10.90 (1000m)
Top Speed [km/h] (Section)	66.8 (1000m)
Race State	Finished

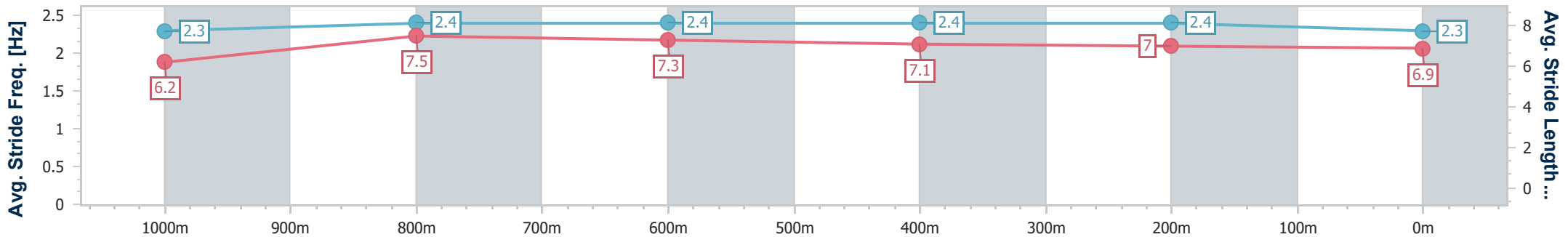
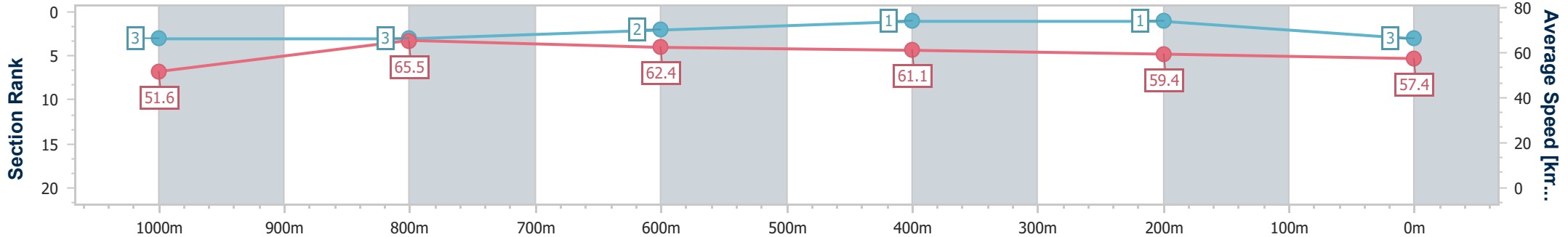


Ipswich QLD Professional  
 Race 6: TAB IPSWICH CUP TIX ON SALE BENCHMARK 68  
 Handicap - 1200m  
 17 May 2023 - 15:28



Track Rating: Heavy 10, Weather: Fine, Rail Position: +8m Entire

Section	Overall	1000m	800m	600m	400m	200m
Section Times	1:12.93 [3] (0:13.97)	0:58.96 [3] (0:10.90)	0:48.06 [3] (0:11.48)	0:36.58 [2] (0:11.81)	0:24.77 [1] (0:12.29)	0:12.48 [1] (0:12.48)
Average Speed [km/h]	51.6	65.5	62.4	61.1	59.4	57.4
Top Speed [km/h]	64.7	66.8	64.0	62.5	60.5	58.7
Avg. Dist. to Rail [m]	1.1	3.2	1.1	0.7	4.0	3.5
Avg. Stride Freq. [Hz]	2.3	2.4	2.4	2.4	2.4	2.3
Avg. Stride Length [m]	6.2	7.5	7.3	7.1	7.0	6.9



- [ ] Ranking at each section and finish
- .-.- No data available at this section
- NA No data available



Horse/Jockey Name	Mychyna
Final Rank	4
Fastest Section Time (Section)	0:10.89 (1000m)
Top Speed [km/h] (Section)	66.7 (1000m)
Race State	Finished

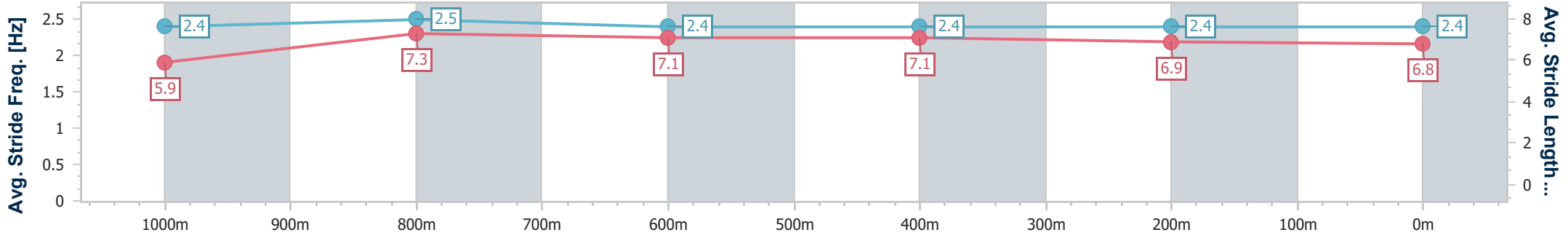
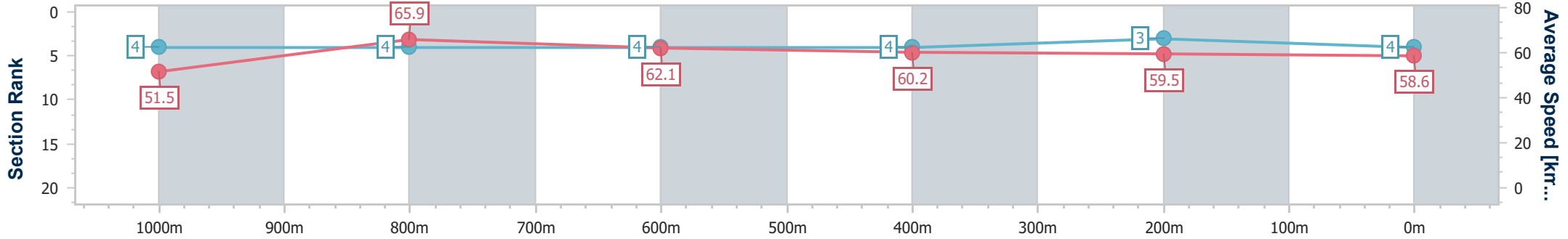


Ipswich QLD Professional  
 Race 6: TAB IPSWICH CUP TIX ON SALE BENCHMARK 68  
 Handicap - 1200m  
 17 May 2023 - 15:28



Track Rating: Heavy 10, Weather: Fine, Rail Position: +8m Entire

Section	Overall	1000m	800m	600m	400m	200m
Section Times	1:12.94 [4] (0:14.01)	0:58.93 [4] (0:10.89)	0:48.04 [4] (0:11.59)	0:36.45 [4] (0:11.97)	0:24.48 [4] (0:12.25)	0:12.23 [3] (0:12.23)
Average Speed [km/h]	51.5	65.9	62.1	60.2	59.5	58.6
Top Speed [km/h]	65.3	66.7	65.1	61.7	61.7	60.3
Avg. Dist. to Rail [m]	4.4	1.0	0.4	0.5	3.8	5.0
Avg. Stride Freq. [Hz]	2.4	2.5	2.4	2.4	2.4	2.4
Avg. Stride Length [m]	5.9	7.3	7.1	7.1	6.9	6.8



- [ ] Ranking at each section and finish
- .-.- No data available at this section
- NA No data available



Horse/Jockey Name	Kokopo Kitty
Final Rank	5
Fastest Section Time (Section)	0:11.11 (1000m)
Top Speed [km/h] (Section)	65.6 (1000m)
Race State	Finished

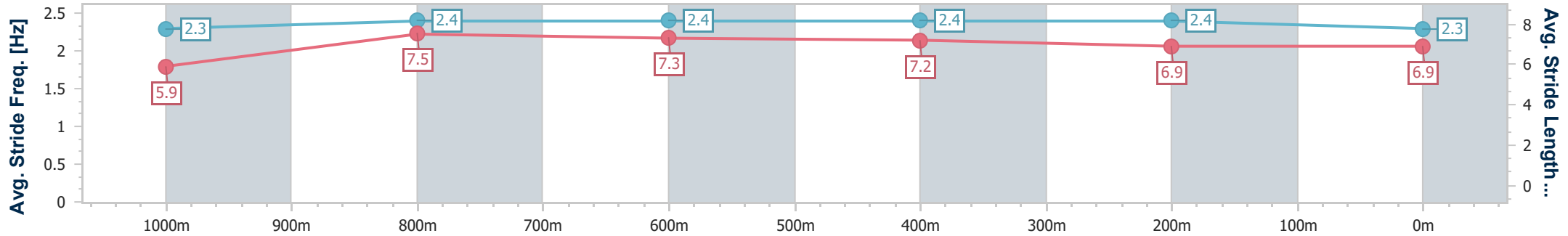
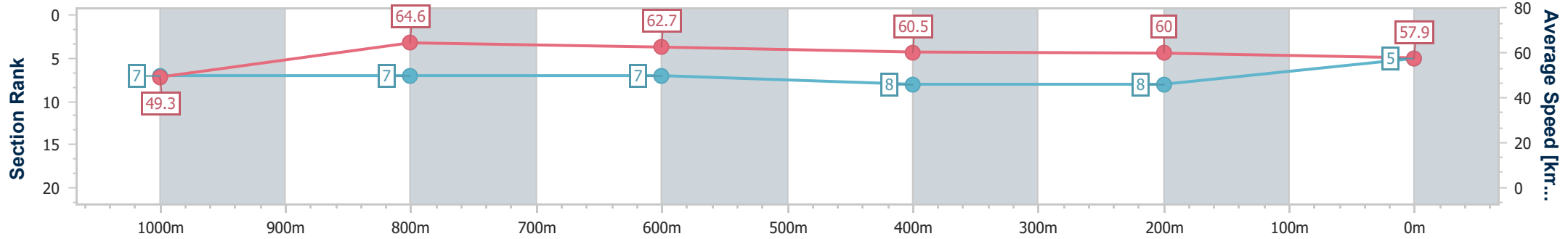


Ipswich QLD Professional  
 Race 6: TAB IPSWICH CUP TIX ON SALE BENCHMARK 68  
 Handicap - 1200m  
 17 May 2023 - 15:28



Track Rating: Heavy 10, Weather: Fine, Rail Position: +8m Entire

Section	Overall	1000m	800m	600m	400m	200m
Section Times	1:13.51 [5] (0:14.58)	0:58.93 [7] (0:11.11)	0:47.82 [7] (0:11.43)	0:36.39 [7] (0:11.88)	0:24.51 [8] (0:12.14)	0:12.37 [8] (0:12.37)
Average Speed [km/h]	49.3	64.6	62.7	60.5	60.0	57.9
Top Speed [km/h]	63.2	65.6	64.7	61.9	60.9	60.1
Avg. Dist. to Rail [m]	3.0	1.2	0.9	0.6	4.2	6.1
Avg. Stride Freq. [Hz]	2.3	2.4	2.4	2.4	2.4	2.3
Avg. Stride Length [m]	5.9	7.5	7.3	7.2	6.9	6.9



- [ ] Ranking at each section and finish
- .-.- No data available at this section
- NA No data available



Horse/Jockey Name	Dis Go Boom
Final Rank	6
Fastest Section Time (Section)	0:10.95 (1000m)
Top Speed [km/h] (Section)	65.9 (1000m)
Race State	Finished

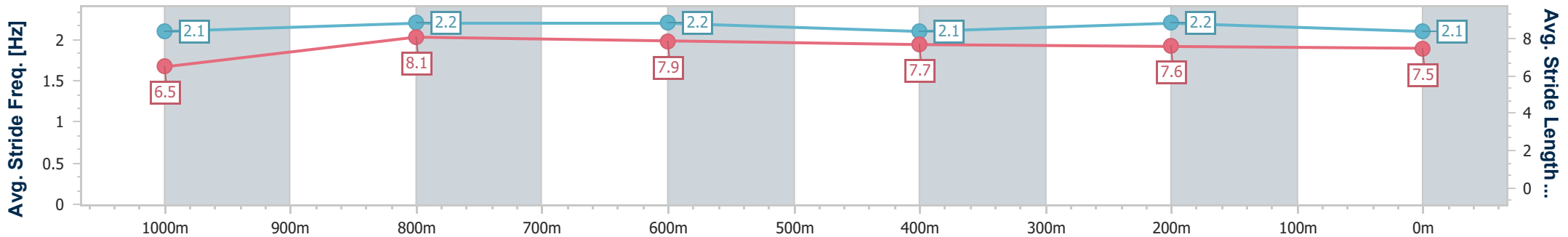
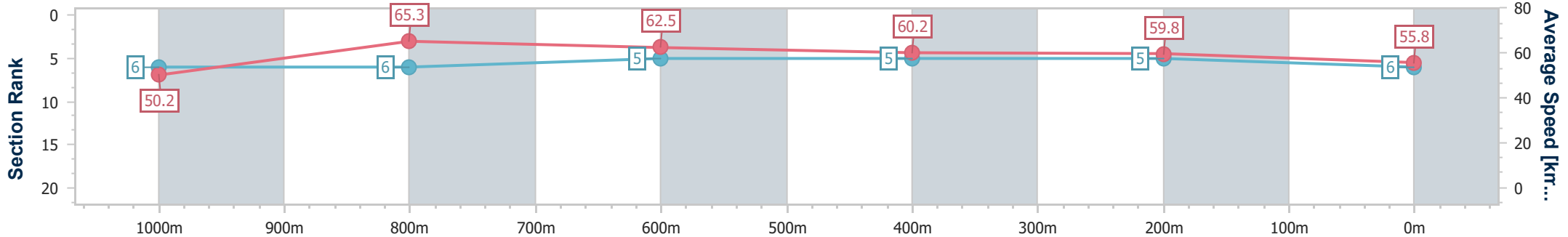


Ipswich QLD Professional  
 Race 6: TAB IPSWICH CUP TIX ON SALE BENCHMARK 68  
 Handicap - 1200m  
 17 May 2023 - 15:28



Track Rating: Heavy 10, Weather: Fine, Rail Position: +8m Entire

Section	Overall	1000m	800m	600m	400m	200m
Section Times	1:13.60 [6] (0:14.36)	0:59.24 [6] (0:10.95)	0:48.29 [6] (0:11.44)	0:36.85 [5] (0:11.90)	0:24.95 [5] (0:12.09)	0:12.86 [5] (0:12.86)
Average Speed [km/h]	50.2	65.3	62.5	60.2	59.8	55.8
Top Speed [km/h]	64.8	65.9	64.8	61.3	61.1	57.9
Avg. Dist. to Rail [m]	1.7	2.6	2.2	1.2	1.9	2.5
Avg. Stride Freq. [Hz]	2.1	2.2	2.2	2.1	2.2	2.1
Avg. Stride Length [m]	6.5	8.1	7.9	7.7	7.6	7.5



- [ ] Ranking at each section and finish
- .-.- No data available at this section
- NA No data available





Horse/Jockey Name	Atomic Selfie
Final Rank	7
Fastest Section Time (Section)	0:10.99 (1000m)
Top Speed [km/h] (Section)	67.9 (1000m)
Race State	Finished

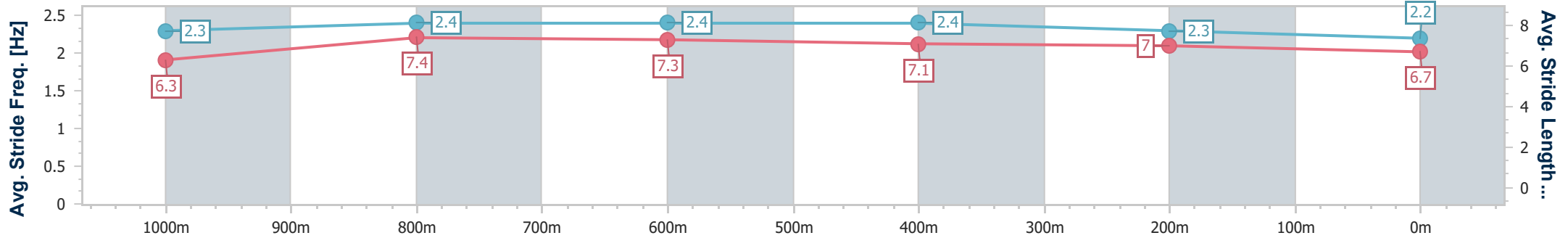
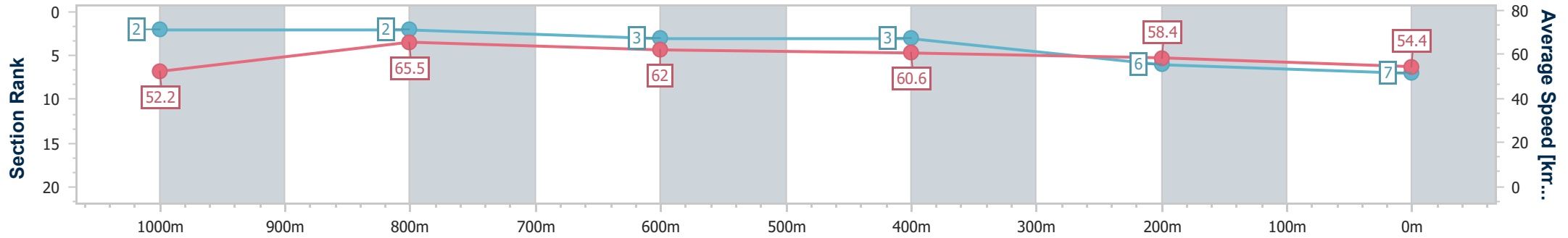


Ipswich QLD Professional  
 Race 6: TAB IPSWICH CUP TIX ON SALE BENCHMARK 68  
 Handicap - 1200m  
 17 May 2023 - 15:28



Track Rating: Heavy 10, Weather: Fine, Rail Position: +8m Entire

Section	Overall	1000m	800m	600m	400m	200m
Section Times	1:14.00 [7] (0:13.80)	1:00.20 [2] (0:10.99)	0:49.21 [2] (0:11.58)	0:37.63 [3] (0:11.92)	0:25.71 [3] (0:12.53)	0:13.18 [6] (0:13.18)
Average Speed [km/h]	52.2	65.5	62.0	60.6	58.4	54.4
Top Speed [km/h]	67.3	67.9	63.2	61.3	59.7	57.4
Avg. Dist. to Rail [m]	6.2	0.7	0.3	1.0	4.1	4.7
Avg. Stride Freq. [Hz]	2.3	2.4	2.4	2.4	2.3	2.2
Avg. Stride Length [m]	6.3	7.4	7.3	7.1	7.0	6.7



- [ ] Ranking at each section and finish
- .-.- No data available at this section
- NA No data available



Horse/Jockey Name	Diana's Affair
Final Rank	8
Fastest Section Time (Section)	0:11.12 (1000m)
Top Speed [km/h] (Section)	65.3 (1000m)
Race State	Finished

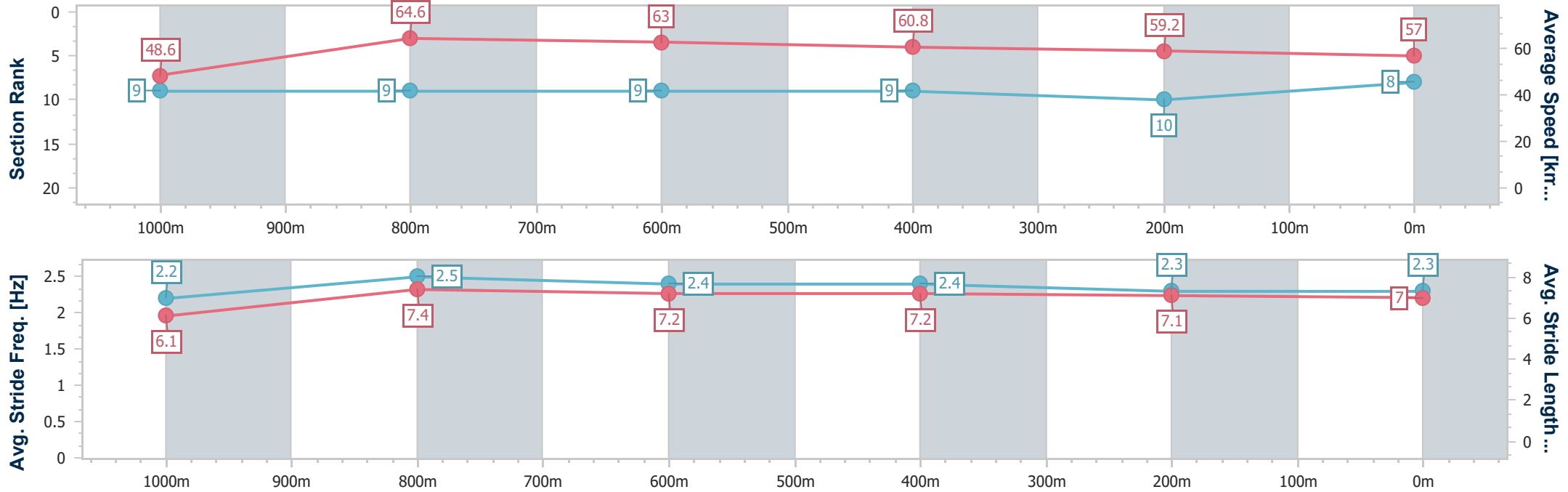


Ipswich QLD Professional  
 Race 6: TAB IPSWICH CUP TIX ON SALE BENCHMARK 68  
 Handicap - 1200m  
 17 May 2023 - 15:28



Track Rating: Heavy 10, Weather: Fine, Rail Position: +8m Entire

Section	Overall	1000m	800m	600m	400m	200m
Section Times	1:14.15 [8] (0:14.83)	0:59.32 [9] (0:11.12)	0:48.20 [9] (0:11.41)	0:36.79 [9] (0:11.89)	0:24.90 [9] (0:12.34)	0:12.56 [10] (0:12.56)
Average Speed [km/h]	48.6	64.6	63.0	60.8	59.2	57.0
Top Speed [km/h]	64.7	65.3	64.2	62.2	60.9	60.0
Avg. Dist. to Rail [m]	5.5	1.0	0.8	0.7	4.4	6.0
Avg. Stride Freq. [Hz]	2.2	2.5	2.4	2.4	2.3	2.3
Avg. Stride Length [m]	6.1	7.4	7.2	7.2	7.1	7.0



- [ ] Ranking at each section and finish
- .-.- No data available at this section
- NA No data available



Horse/Jockey Name	Amore Veloce
Final Rank	9
Fastest Section Time (Section)	0:11.02 (1000m)
Top Speed [km/h] (Section)	66.0 (1000m)
Race State	Finished

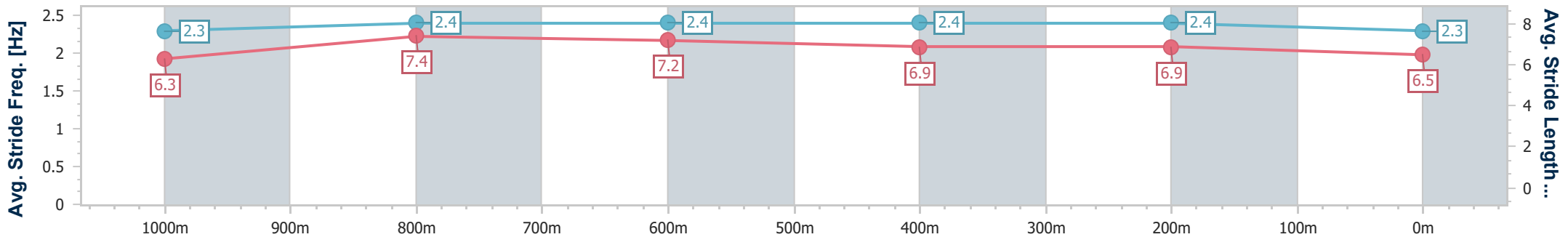
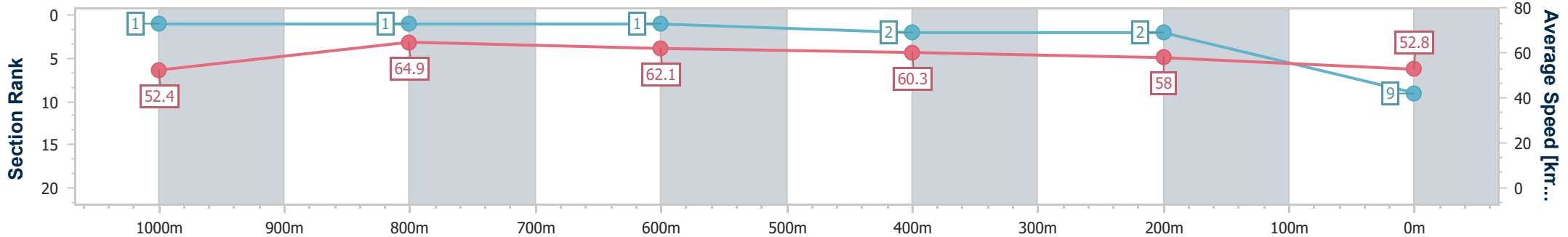


Ipswich QLD Professional  
 Race 6: TAB IPSWICH CUP TIX ON SALE BENCHMARK 68  
 Handicap - 1200m  
 17 May 2023 - 15:28



Track Rating: Heavy 10, Weather: Fine, Rail Position: +8m Entire

Section	Overall	1000m	800m	600m	400m	200m
Section Times	1:14.19 [9] (0:13.75)	1:00.44 [1] (0:11.02)	0:49.42 [1] (0:11.52)	0:37.90 [1] (0:11.88)	0:26.02 [2] (0:12.44)	0:13.58 [2] (0:13.58)
Average Speed [km/h]	52.4	64.9	62.1	60.3	58.0	52.8
Top Speed [km/h]	64.9	66.0	64.4	62.1	59.4	56.1
Avg. Dist. to Rail [m]	1.2	2.6	1.4	1.2	1.0	0.8
Avg. Stride Freq. [Hz]	2.3	2.4	2.4	2.4	2.4	2.3
Avg. Stride Length [m]	6.3	7.4	7.2	6.9	6.9	6.5



- [ ] Ranking at each section and finish
- .-.- No data available at this section
- NA No data available



Horse/Jockey Name	Titanium
Final Rank	10
Fastest Section Time (Section)	0:11.28 (1000m)
Top Speed [km/h] (Section)	64.1 (1000m)
Race State	Finished

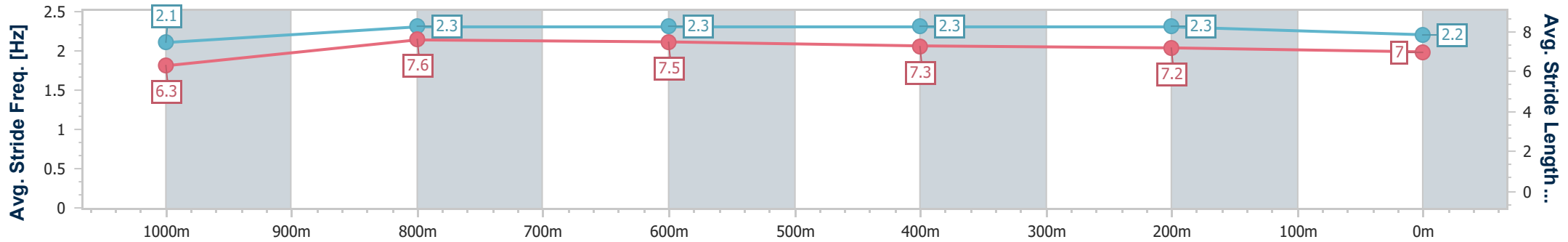
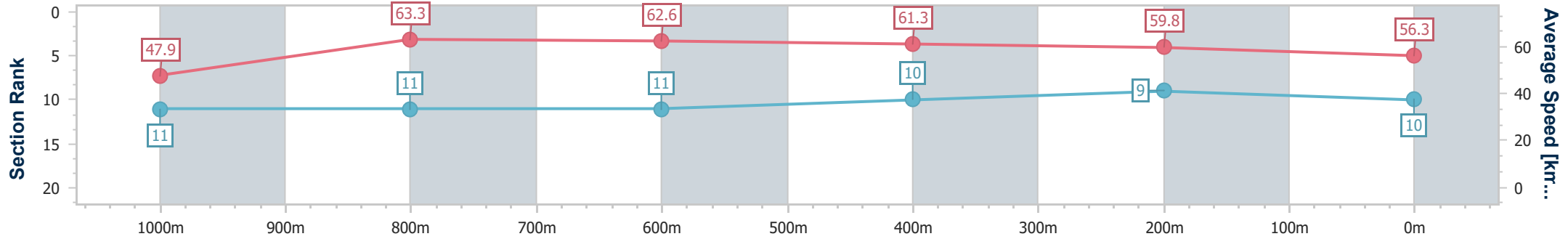


Ipswich QLD Professional  
 Race 6: TAB IPSWICH CUP TIX ON SALE BENCHMARK 68  
 Handicap - 1200m  
 17 May 2023 - 15:28



Track Rating: Heavy 10, Weather: Fine, Rail Position: +8m Entire

Section	Overall	1000m	800m	600m	400m	200m
Section Times	1:14.23 [10] (0:15.04)	0:59.19 [11] (0:11.28)	0:47.91 [11] (0:11.37)	0:36.54 [11] (0:11.69)	0:24.85 [10] (0:12.12)	0:12.73 [9] (0:12.73)
Average Speed [km/h]	47.9	63.3	62.6	61.3	59.8	56.3
Top Speed [km/h]	61.2	64.1	63.5	62.5	60.5	58.7
Avg. Dist. to Rail [m]	1.3	2.6	2.4	1.8	2.5	3.8
Avg. Stride Freq. [Hz]	2.1	2.3	2.3	2.3	2.3	2.2
Avg. Stride Length [m]	6.3	7.6	7.5	7.3	7.2	7.0



- [ ] Ranking at each section and finish
- .-.- No data available at this section
- NA No data available



Horse/Jockey Name	He's The News
Final Rank	11
Fastest Section Time (Section)	0:11.26 (1000m)
Top Speed [km/h] (Section)	64.3 (1000m)
Race State	Finished

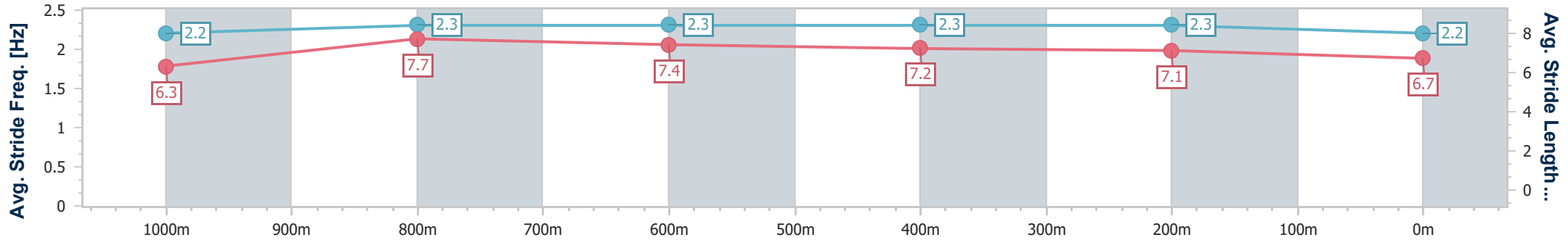
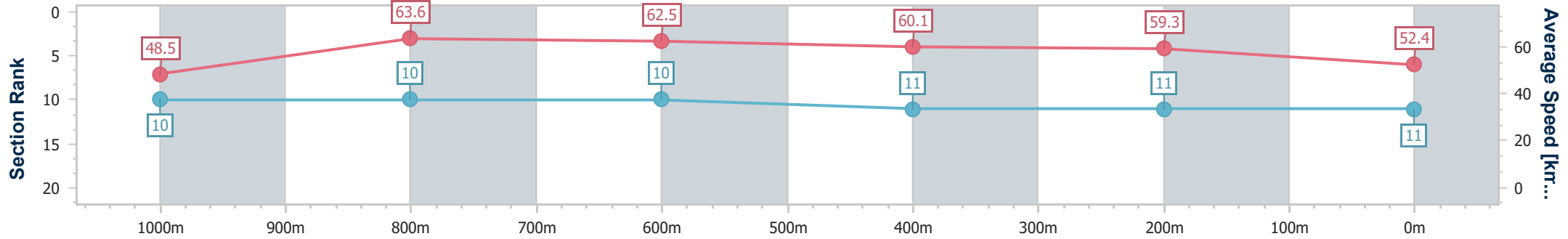


Ipswich QLD Professional  
 Race 6: TAB IPSWICH CUP TIX ON SALE BENCHMARK 68  
 Handicap - 1200m  
 17 May 2023 - 15:28



Track Rating: Heavy 10, Weather: Fine, Rail Position: +8m Entire

Section	Overall	1000m	800m	600m	400m	200m
Section Times	1:15.59 [11] (0:14.85)	1:00.74 [10] (0:11.26)	0:49.48 [10] (0:11.49)	0:37.99 [10] (0:12.05)	0:25.94 [11] (0:12.26)	0:13.68 [11] (0:13.68)
Average Speed [km/h]	48.5	63.6	62.5	60.1	59.3	52.4
Top Speed [km/h]	62.2	64.3	63.3	60.9	59.8	58.6
Avg. Dist. to Rail [m]	3.2	1.7	0.6	1.1	3.8	4.7
Avg. Stride Freq. [Hz]	2.2	2.3	2.3	2.3	2.3	2.2
Avg. Stride Length [m]	6.3	7.7	7.4	7.2	7.1	6.7



- [ ] Ranking at each section and finish
- .-.- No data available at this section
- NA No data available