

Track Rating: Heavy 10, Weather: Fine, Rail Position: +8m Entire

Section		Field Times										Last 600m	
		Overall	1200m	1000m	800m	600m	400m						
		1:23.23 (0:11.36)	1:11.87 (0:11.29)	1:00.58 (0:11.68)	0:48.90 (0:12.45)	0:36.45 (0:12.59)	0:23.86 (0:12.00)	0:36.45					
Rank	TAB	Horse/Jockey	Barrier	Top Speed [km/h]	Fastest Section							Distance Travelled [m]	
1	6	<b>KALUMBURU</b> Justin Stanley	8	64.0	0:11.39	1:23.23 [1] (0:11.60)	1:11.63 [2] (0:11.39)	1:00.24 [3] (0:11.74)	0:48.50 [3] (0:12.31)	0:36.19 [3] (0:12.52)	0:23.67 [4] (0:11.93)	0:36.19	
2	12	<b>SURREEL</b> Corey Bayliss	3	63.4	0:11.44	1:23.88 [2] (0:11.78)	1:12.10 [5] (0:11.44)	1:00.66 [5] (0:11.74)	0:48.92 [5] (0:12.36)	0:36.56 [5] (0:12.50)	0:24.06 [5] (0:11.99)	0:36.56	+0
3	4	<b>SARDEGNA</b> James Orman	17	66.4	0:11.12	1:24.10 [3] (0:11.78)	1:12.32 [4] (0:11.12)	1:01.20 [2] (0:11.55)	0:49.65 [2] (0:12.40)	0:37.25 [2] (0:12.52)	0:24.73 [1] (0:12.00)	0:37.25	+4
4	2	<b>ENUNCIATION</b> Cejay Graham	7	63.2	0:11.54	1:24.18 [4] (0:12.21)	1:11.97 [10] (0:11.98)	0:59.99 [10] (0:11.54)	0:48.45 [10] (0:12.09)	0:36.36 [9] (0:12.26)	0:24.10 [9] (0:12.03)	0:36.36	+0
5	7	<b>ULTIMATE OUTCOME</b> Ben Thompson	18	62.7	0:11.58	1:24.48 [5] (0:12.05)	1:12.43 [8] (0:12.04)	1:00.39 [9] (0:11.58)	0:48.81 [9] (0:12.21)	0:36.60 [10] (0:12.13)	0:24.47 [8] (0:12.28)	0:36.60	+6
6	17	<b>GENERAL WOLFFE</b> Melea Castle	1	62.6	0:11.61	1:24.48 [6] (0:11.97)	1:12.51 [7] (0:11.81)	1:00.70 [8] (0:11.61)	0:49.09 [8] (0:12.18)	0:36.91 [7] (0:12.36)	0:24.55 [7] (0:12.31)	0:36.91	-2
7	9	<b>ISLES OF AVALON</b> Kyle Wilson-Taylor	5	65.1	0:11.29	1:24.49 [7] (0:11.36)	1:13.13 [1] (0:11.29)	1:01.84 [1] (0:11.68)	0:50.16 [1] (0:12.45)	0:37.71 [1] (0:12.63)	0:25.08 [2] (0:12.25)	0:37.71	+1
8	13	<b>RED HOT RUBIX</b> Tegan Harrison	19	63.1	0:11.63	1:24.66 [8] (0:12.24)	1:12.42 [11] (0:12.30)	1:00.12 [11] (0:11.63)	0:48.49 [11] (0:11.98)	0:36.51 [11] (0:12.23)	0:24.28 [11] (0:12.21)	0:36.51	+5
9	14	<b>SUKICHE</b> Matthew Gray	16	64.5	0:11.48	1:24.66 [9] (0:11.87)	1:12.79 [6] (0:11.48)	1:01.31 [6] (0:11.56)	0:49.75 [4] (0:12.22)	0:37.53 [4] (0:12.41)	0:25.12 [3] (0:12.39)	0:37.53	+2
10	19	<b>RUN RAMPANT</b> Samantha Collett	13	64.2	0:11.51	1:25.38 [10] (0:11.68)	1:13.70 [3] (0:11.51)	1:02.19 [4] (0:11.89)	0:50.30 [6] (0:12.33)	0:37.97 [6] (0:12.47)	0:25.50 [6] (0:12.42)	0:37.97	+4

Scratched: Spring Valley (#11), Diaco (#5), Cavaup (#10), Perceptive (#3), Savileo (#1), Lago Di Braies (#15), Cairdeas (#8), Vancity (#16)



**Ipswich QLD Professional**  
**Race 4: THE LAWN SHED Class 1 Handicap - 1350m**  
 17 May 2023 - 14:19



Track Rating: Heavy 10, Weather: Fine, Rail Position: +8m Entire

Section	Overall	1200m	1000m	800m	600m	400m	Last 600m
Field Times	1:23.23 (0:11.36)	1:11.87 (0:11.29)	1:00.58 (0:11.68)	0:48.90 (0:12.45)	0:36.45 (0:12.59)	0:23.86 (0:12.00)	0:36.45

Rank	TAB	Horse/Jockey	Barrier	Top Speed [km/h]	Fastest Section	Distance Travelled [m]
11	18	SPARKY GIRL	15	63.0	0:11.62	
		Jason Taylor		1000m	1000m	

Scratched: Spring Valley (#11), Diaco (#5), Cavaup (#10), Perceptive (#3), Savileo (#1), Lago Di Braies (#15), Cairdeas (#8), Vancity (#16)

[ ] Ranking at each section and finish  
 -:-:- No data available at this section  
 NA No data available

SCN Saddle cloth number  
 DNF Did not finish  
 DNT Did not track



Ipswich QLD Professional  
 Race 4: THE LAWN SHED Class 1 Handicap - 1350m  
 17 May 2023 - 14:19



Track Rating: Heavy 10, Weather: Fine, Rail Position: +8m Entire

Section				200m				Last 600m	
Field Times				0:11.86 (0:11.86)				0:36.45	
Rank	TAB	Horse/Jockey	Barrier	Top Speed [km/h]	Fastest Section	Margin			Distance Travelled [m]
1	6	<b>KALUMBURU</b> Justin Stanley	8	64.0 1200m	0:11.39 1200m	0:11.74 [2] (0:11.74)	1:23.23		0:36.19
2	12	<b>SURREEL</b> Corey Bayliss	3	63.4 1000m	0:11.44 1200m	0:12.07 [4] (0:12.07)	3.8L		0:36.56 +0
3	4	<b>SARDEGNA</b> James Orman	17	66.4 1200m	0:11.12 1200m	0:12.73 [1] (0:12.73)	4.8L		0:37.25 +4
4	2	<b>ENUNCIATION</b> Cejay Graham	7	63.2 1000m	0:11.54 1000m	0:12.07 [6] (0:12.07)	5.3L		0:36.36 +0
5	7	<b>ULTIMATE OUTCOME</b> Ben Thompson	18	62.7 1000m	0:11.58 1000m	0:12.19 [8] (0:12.19)	7.1L		0:36.60 +6
6	17	<b>GENERAL WOLFFE</b> Melea Castle	1	62.6 1000m	0:11.61 1000m	0:12.24 [7] (0:12.24)	7.2L		0:36.91 -2
7	9	<b>ISLES OF AVALON</b> Kyle Wilson-Taylor	5	65.1 1200m	0:11.29 1200m	0:12.83 [3] (0:12.83)	7.3L		0:37.71 +1
8	13	<b>RED HOT RUBIX</b> Tegan Harrison	19	63.1 1000m	0:11.63 1000m	0:12.07 [10] (0:12.07)	8.3L		0:36.51 +5
9	14	<b>SUKICHE</b> Matthew Gray	16	64.5 1000m	0:11.48 1200m	0:12.73 [5] (0:12.73)	8.4L		0:37.53 +2
10	19	<b>RUN RAMPANT</b> Samantha Collett	13	64.2 1200m	0:11.51 1200m	0:13.08 [9] (0:13.08)	12.7L		0:37.97 +4

Scratched: Spring Valley (#11), Diaco (#5), Cavaup (#10), Perceptive (#3), Savileo (#1), Lago Di Braies (#15), Cairdeas (#8), Vancity (#16)

[ ] Ranking at each section and finish  
 -:-:- No data available at this section  
 NA No data available

SCN Saddle cloth number  
 DNF Did not finish  
 DNT Did not track



Ipswich QLD Professional  
 Race 4: THE LAWN SHED Class 1 Handicap - 1350m  
 17 May 2023 - 14:19



Track Rating: Heavy 10, Weather: Fine, Rail Position: +8m Entire

Section		200m		Last 600m		
Field Times		0:11.86 (0:11.86)		0:36.45		
Rank	TAB Horse/Jockey	Barrier	Top Speed [km/h]	Fastest Section	Margin	Distance Travelled [m]
11	18 SPARKY GIRL	15	63.0	0:11.62	0:12.92 [11]	14L
	Jason Taylor		1000m	1000m	(0:12.92)	0:37.87 +6

Scratched: Spring Valley (#11), Diaco (#5), Cavaup (#10), Perceptive (#3), Savileo (#1), Lago Di Braies (#15), Cairdeas (#8), Vancity (#16)

[ ] Ranking at each section and finish  
 -:-:- No data available at this section  
 NA No data available

SCN Saddle cloth number  
 DNF Did not finish  
 DNT Did not track



Horse/Jockey Name	Kalumburu
Final Rank	1
Fastest Section Time (Section)	0:11.39 (1200m)
Top Speed [km/h] (Section)	64.0 (1200m)
Race State	Finished



### Ipswich QLD Professional

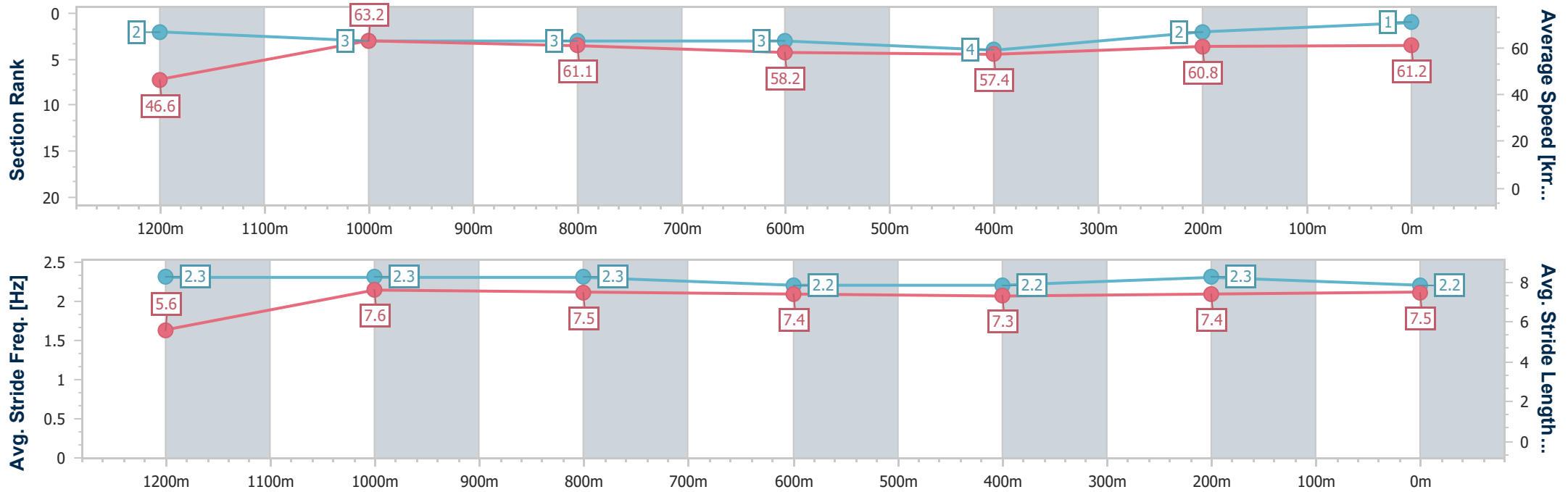
Race 4: THE LAWN SHED Class 1 Handicap - 1350m

17 May 2023 - 14:19



Track Rating: Heavy 10, Weather: Fine, Rail Position: +8m Entire

Section	Overall	1200m	1000m	800m	600m	400m	200m
Section Times	1:23.23 [1] (0:11.60)	1:11.63 [2] (0:11.39)	1:00.24 [3] (0:11.74)	0:48.50 [3] (0:12.31)	0:36.19 [3] (0:12.52)	0:23.67 [4] (0:11.93)	0:11.74 [2] (0:11.74)
Average Speed [km/h]	46.6	63.2	61.1	58.2	57.4	60.8	61.2
Top Speed [km/h]	63.5	64.0	62.2	59.7	59.1	62.7	62.5
Avg. Dist. to Rail [m]	2.2	1.8	1.6	1.0	0.9	2.6	4.0
Avg. Stride Freq. [Hz]	2.3	2.3	2.3	2.2	2.2	2.3	2.2
Avg. Stride Length [m]	5.6	7.6	7.5	7.4	7.3	7.4	7.5



- [ ] Ranking at each section and finish
- .-.- No data available at this section
- NA No data available



Horse/Jockey Name	Surreel
Final Rank	2
Fastest Section Time (Section)	0:11.44 (1200m)
Top Speed [km/h] (Section)	63.4 (1000m)
Race State	Finished



### Ipswich QLD Professional

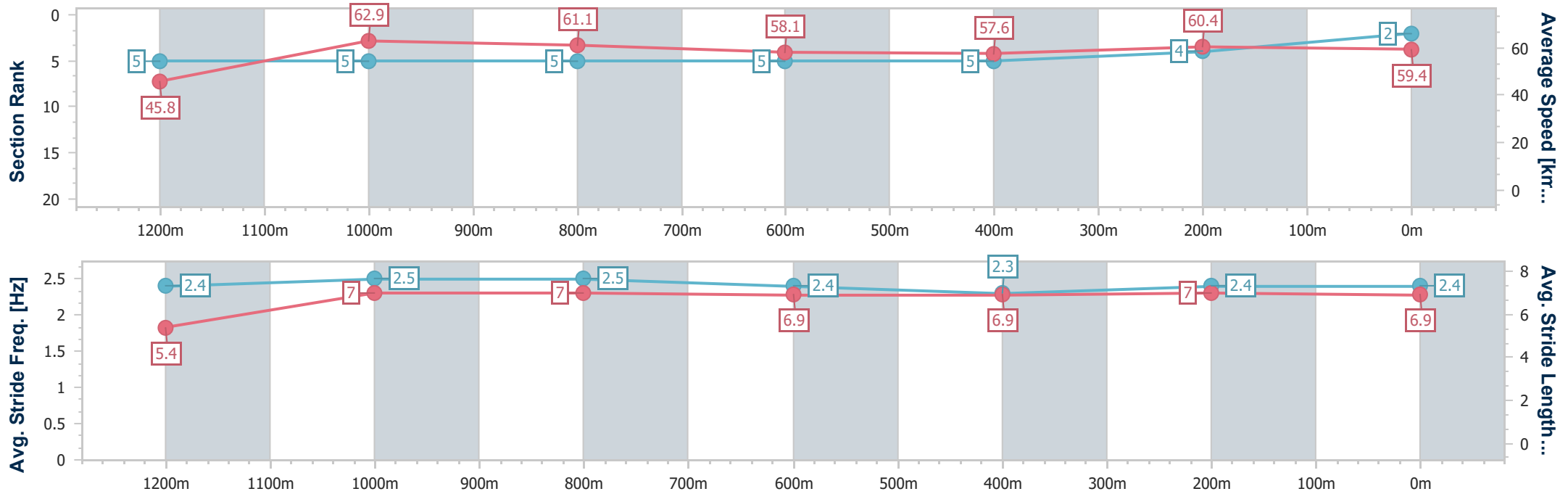
Race 4: THE LAWN SHED Class 1 Handicap - 1350m

17 May 2023 - 14:19



Track Rating: Heavy 10, Weather: Fine, Rail Position: +8m Entire

Section	Overall	1200m	1000m	800m	600m	400m	200m
Section Times	1:23.88 [2] (0:11.78)	1:12.10 [5] (0:11.44)	1:00.66 [5] (0:11.74)	0:48.92 [5] (0:12.36)	0:36.56 [5] (0:12.50)	0:24.06 [5] (0:11.99)	0:12.07 [4] (0:12.07)
Average Speed [km/h]	45.8	62.9	61.1	58.1	57.6	60.4	59.4
Top Speed [km/h]	62.5	63.4	63.4	60.0	58.7	61.1	60.3
Avg. Dist. to Rail [m]	0.5	1.0	1.1	0.6	0.5	2.2	4.2
Avg. Stride Freq. [Hz]	2.4	2.5	2.5	2.4	2.3	2.4	2.4
Avg. Stride Length [m]	5.4	7.0	7.0	6.9	6.9	7.0	6.9



- [ ] Ranking at each section and finish
- .-.- No data available at this section
- NA No data available



Horse/Jockey Name	Sardegna
Final Rank	3
Fastest Section Time (Section)	0:11.12 (1200m)
Top Speed [km/h] (Section)	66.4 (1200m)
Race State	Finished



### Ipswich QLD Professional

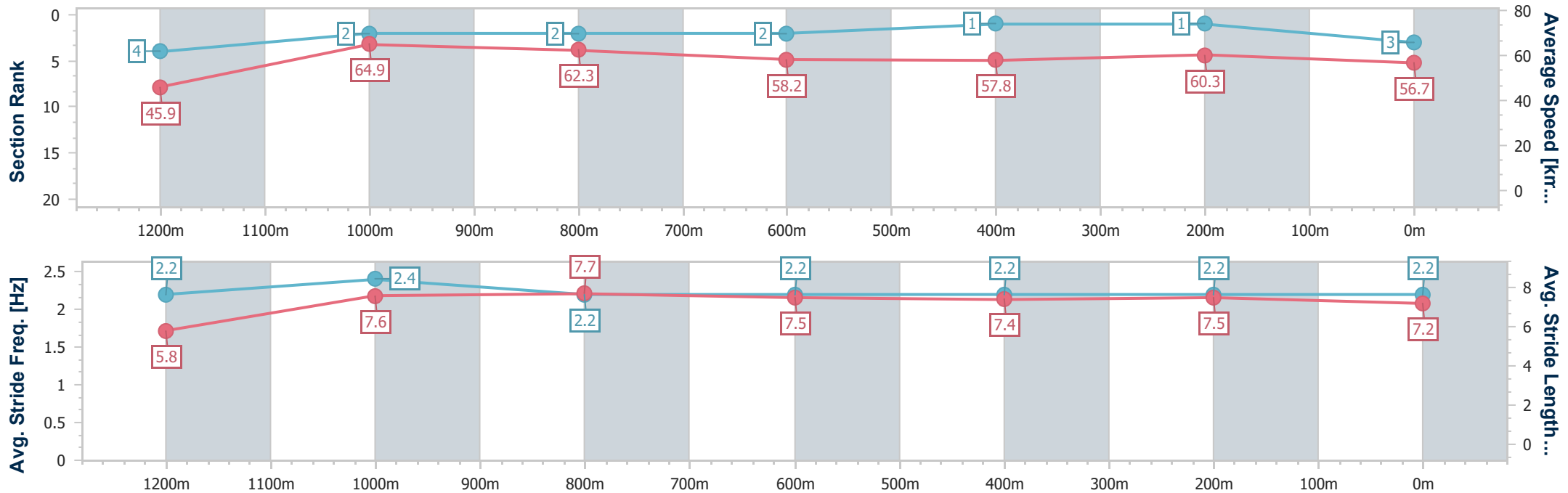
Race 4: THE LAWN SHED Class 1 Handicap - 1350m

17 May 2023 - 14:19



Track Rating: Heavy 10, Weather: Fine, Rail Position: +8m Entire

Section	Overall	1200m	1000m	800m	600m	400m	200m
Section Times	1:24.10 [3] (0:11.78)	1:12.32 [4] (0:11.12)	1:01.20 [2] (0:11.55)	0:49.65 [2] (0:12.40)	0:37.25 [2] (0:12.52)	0:24.73 [1] (0:12.00)	0:12.73 [1] (0:12.73)
Average Speed [km/h]	45.9	64.9	62.3	58.2	57.8	60.3	56.7
Top Speed [km/h]	63.9	66.4	64.1	60.0	58.7	63.2	62.8
Avg. Dist. to Rail [m]	5.4	3.5	0.4	0.6	1.4	3.2	3.5
Avg. Stride Freq. [Hz]	2.2	2.4	2.2	2.2	2.2	2.2	2.2
Avg. Stride Length [m]	5.8	7.6	7.7	7.5	7.4	7.5	7.2



- [ ] Ranking at each section and finish
- .-.- No data available at this section
- NA No data available



Horse/Jockey Name	Enunciation
Final Rank	4
Fastest Section Time (Section)	0:11.54 (1000m)
Top Speed [km/h] (Section)	63.2 (1000m)
Race State	Finished



### Ipswich QLD Professional

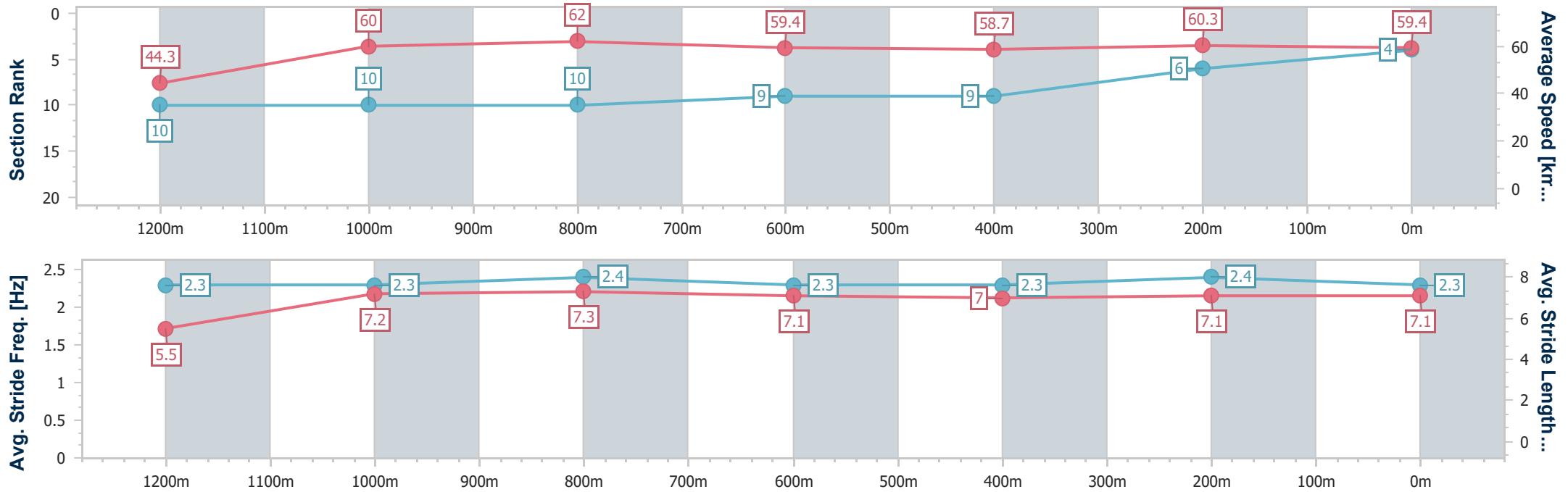
Race 4: THE LAWN SHED Class 1 Handicap - 1350m

17 May 2023 - 14:19



Track Rating: Heavy 10, Weather: Fine, Rail Position: +8m Entire

Section	Overall	1200m	1000m	800m	600m	400m	200m
Section Times	1:24.18 [4] (0:12.21)	1:11.97 [10] (0:11.98)	0:59.99 [10] (0:11.54)	0:48.45 [10] (0:12.09)	0:36.36 [9] (0:12.26)	0:24.10 [9] (0:12.03)	0:12.07 [6] (0:12.07)
Average Speed [km/h]	44.3	60.0	62.0	59.4	58.7	60.3	59.4
Top Speed [km/h]	60.2	61.3	63.2	61.9	60.1	62.2	61.0
Avg. Dist. to Rail [m]	1.0	0.6	1.6	1.0	0.4	2.4	3.2
Avg. Stride Freq. [Hz]	2.3	2.3	2.4	2.3	2.3	2.4	2.3
Avg. Stride Length [m]	5.5	7.2	7.3	7.1	7.0	7.1	7.1



- [ ] Ranking at each section and finish
- .-.- No data available at this section
- NA No data available





Horse/Jockey Name	Ultimate Outcome
Final Rank	5
Fastest Section Time (Section)	0:11.58 (1000m)
Top Speed [km/h] (Section)	62.7 (1000m)
Race State	Finished



### Ipswich QLD Professional

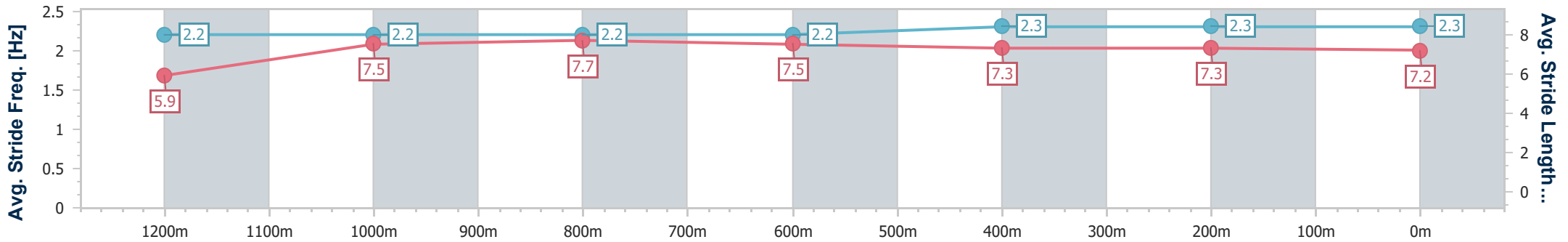
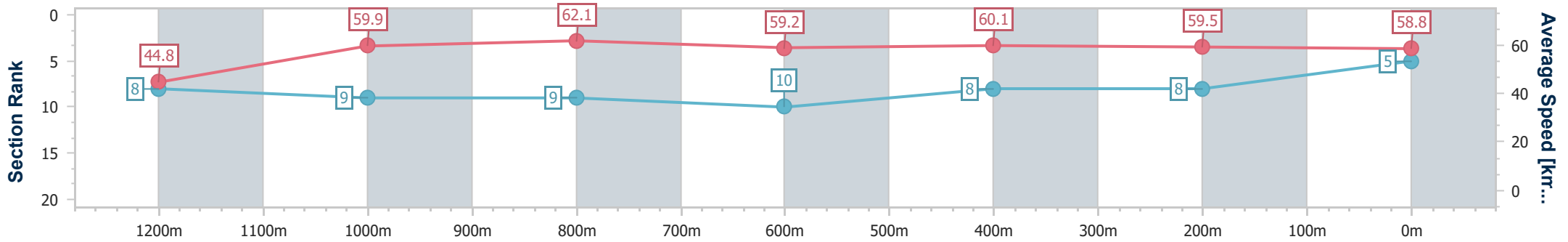
Race 4: THE LAWN SHED Class 1 Handicap - 1350m

17 May 2023 - 14:19



Track Rating: Heavy 10, Weather: Fine, Rail Position: +8m Entire

Section	Overall	1200m	1000m	800m	600m	400m	200m
Section Times	1:24.48 [5] (0:12.05)	1:12.43 [8] (0:12.04)	1:00.39 [9] (0:11.58)	0:48.81 [9] (0:12.21)	0:36.60 [10] (0:12.13)	0:24.47 [8] (0:12.28)	0:12.19 [8] (0:12.19)
Average Speed [km/h]	44.8	59.9	62.1	59.2	60.1	59.5	58.8
Top Speed [km/h]	60.1	61.6	62.7	60.9	61.1	60.2	59.9
Avg. Dist. to Rail [m]	6.5	2.5	0.6	1.1	2.5	4.7	5.6
Avg. Stride Freq. [Hz]	2.2	2.2	2.2	2.2	2.3	2.3	2.3
Avg. Stride Length [m]	5.9	7.5	7.7	7.5	7.3	7.3	7.2



- [ ] Ranking at each section and finish
- .-.- No data available at this section
- NA No data available



Horse/Jockey Name	General Wolffe
Final Rank	6
Fastest Section Time (Section)	0:11.61 (1000m)
Top Speed [km/h] (Section)	62.6 (1000m)
Race State	Finished



### Ipswich QLD Professional

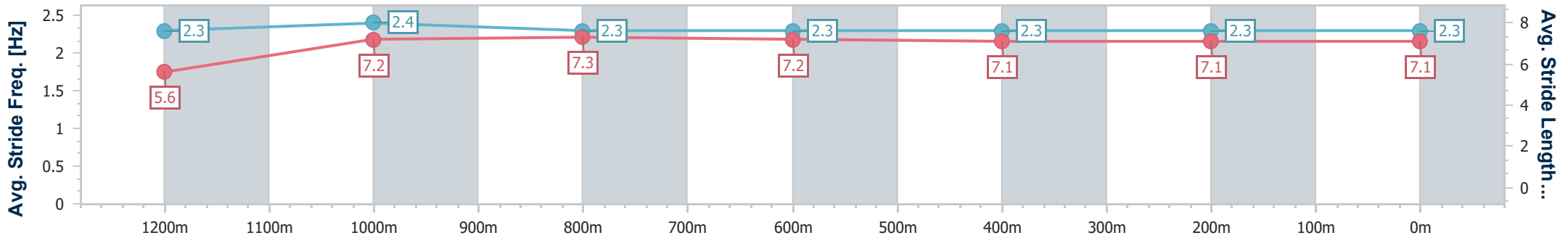
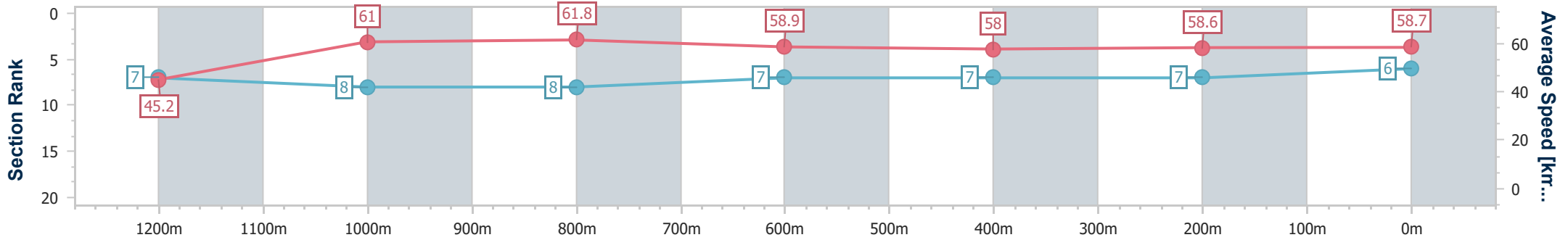
Race 4: THE LAWN SHED Class 1 Handicap - 1350m

17 May 2023 - 14:19



Track Rating: Heavy 10, Weather: Fine, Rail Position: +8m Entire

Section	Overall	1200m	1000m	800m	600m	400m	200m
Section Times	1:24.48 [6] (0:11.97)	1:12.51 [7] (0:11.81)	1:00.70 [8] (0:11.61)	0:49.09 [8] (0:12.18)	0:36.91 [7] (0:12.36)	0:24.55 [7] (0:12.31)	0:12.24 [7] (0:12.24)
Average Speed [km/h]	45.2	61.0	61.8	58.9	58.0	58.6	58.7
Top Speed [km/h]	60.5	62.0	62.6	60.4	59.2	60.7	60.1
Avg. Dist. to Rail [m]	0.8	1.0	1.2	1.0	1.4	1.1	0.7
Avg. Stride Freq. [Hz]	2.3	2.4	2.3	2.3	2.3	2.3	2.3
Avg. Stride Length [m]	5.6	7.2	7.3	7.2	7.1	7.1	7.1



- [ ] Ranking at each section and finish
- .-.- No data available at this section
- NA No data available



Horse/Jockey Name	Isles Of Avalon
Final Rank	7
Fastest Section Time (Section)	0:11.29 (1200m)
Top Speed [km/h] (Section)	65.1 (1200m)
Race State	Finished



### Ipswich QLD Professional

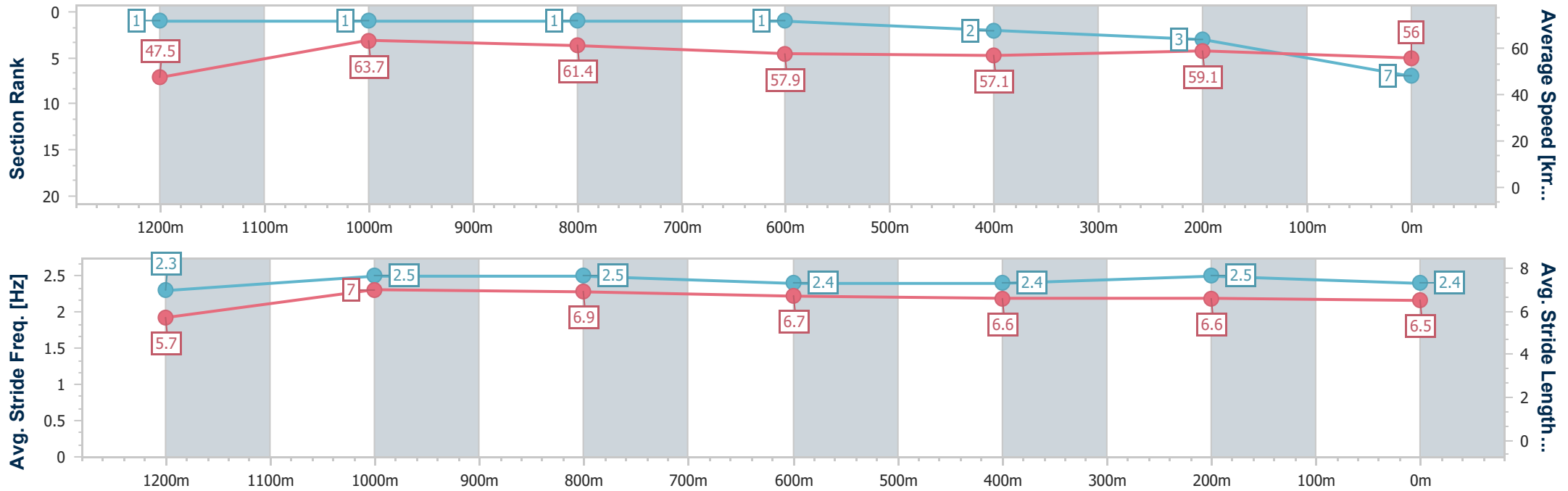
Race 4: THE LAWN SHED Class 1 Handicap - 1350m

17 May 2023 - 14:19



Track Rating: Heavy 10, Weather: Fine, Rail Position: +8m Entire

Section	Overall	1200m	1000m	800m	600m	400m	200m
Section Times	1:24.49 [7] (0:11.36)	1:13.13 [1] (0:11.29)	1:01.84 [1] (0:11.68)	0:50.16 [1] (0:12.45)	0:37.71 [1] (0:12.63)	0:25.08 [2] (0:12.25)	0:12.83 [3] (0:12.83)
Average Speed [km/h]	47.5	63.7	61.4	57.9	57.1	59.1	56.0
Top Speed [km/h]	62.7	65.1	63.0	59.4	58.6	60.0	58.8
Avg. Dist. to Rail [m]	0.7	1.1	1.2	0.4	0.7	2.3	1.3
Avg. Stride Freq. [Hz]	2.3	2.5	2.5	2.4	2.4	2.5	2.4
Avg. Stride Length [m]	5.7	7.0	6.9	6.7	6.6	6.6	6.5



- [ ] Ranking at each section and finish
- .-.- No data available at this section
- NA No data available



Horse/Jockey Name	Red Hot Rubix
Final Rank	8
Fastest Section Time (Section)	0:11.63 (1000m)
Top Speed [km/h] (Section)	63.1 (1000m)
Race State	Finished



### Ipswich QLD Professional

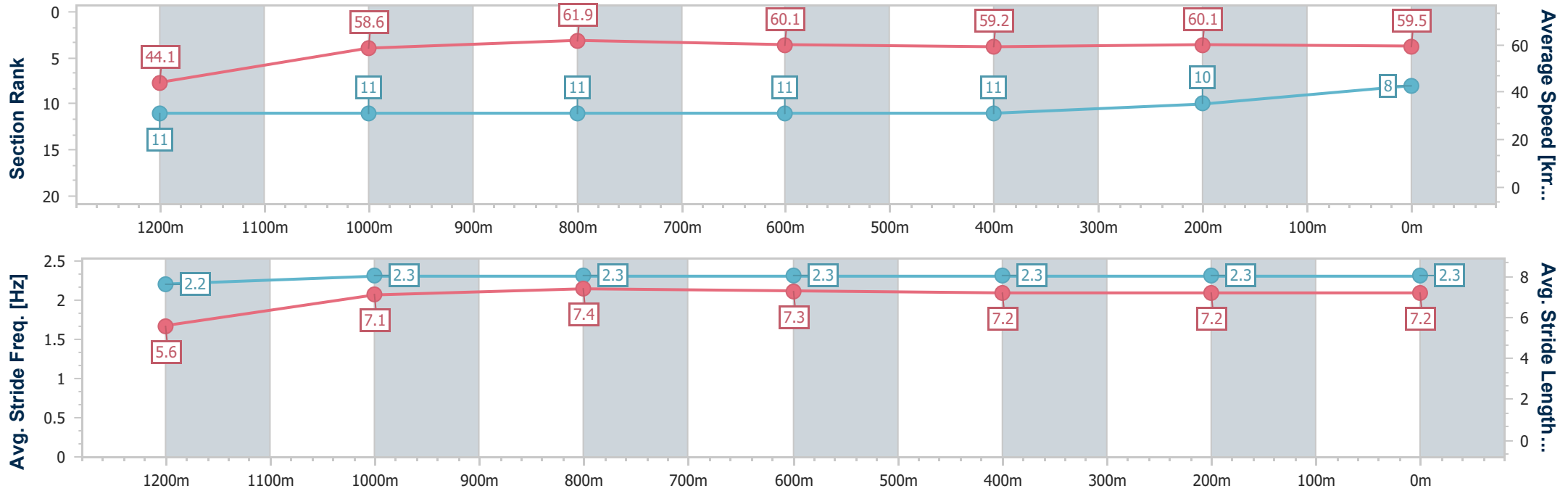
Race 4: THE LAWN SHED Class 1 Handicap - 1350m

17 May 2023 - 14:19



Track Rating: Heavy 10, Weather: Fine, Rail Position: +8m Entire

Section	Overall	1200m	1000m	800m	600m	400m	200m
Section Times	1:24.66 [8] (0:12.24)	1:12.42 [11] (0:12.30)	1:00.12 [11] (0:11.63)	0:48.49 [11] (0:11.98)	0:36.51 [11] (0:12.23)	0:24.28 [11] (0:12.21)	0:12.07 [10] (0:12.07)
Average Speed [km/h]	44.1	58.6	61.9	60.1	59.2	60.1	59.5
Top Speed [km/h]	57.9	59.6	63.1	61.6	60.2	60.4	60.3
Avg. Dist. to Rail [m]	7.6	3.1	0.8	0.4	1.0	5.3	6.4
Avg. Stride Freq. [Hz]	2.2	2.3	2.3	2.3	2.3	2.3	2.3
Avg. Stride Length [m]	5.6	7.1	7.4	7.3	7.2	7.2	7.2



- [ ] Ranking at each section and finish
- .-.- No data available at this section
- NA No data available



Horse/Jockey Name	Sukiche
Final Rank	9
Fastest Section Time (Section)	0:11.48 (1200m)
Top Speed [km/h] (Section)	64.5 (1000m)
Race State	Finished



### Ipswich QLD Professional

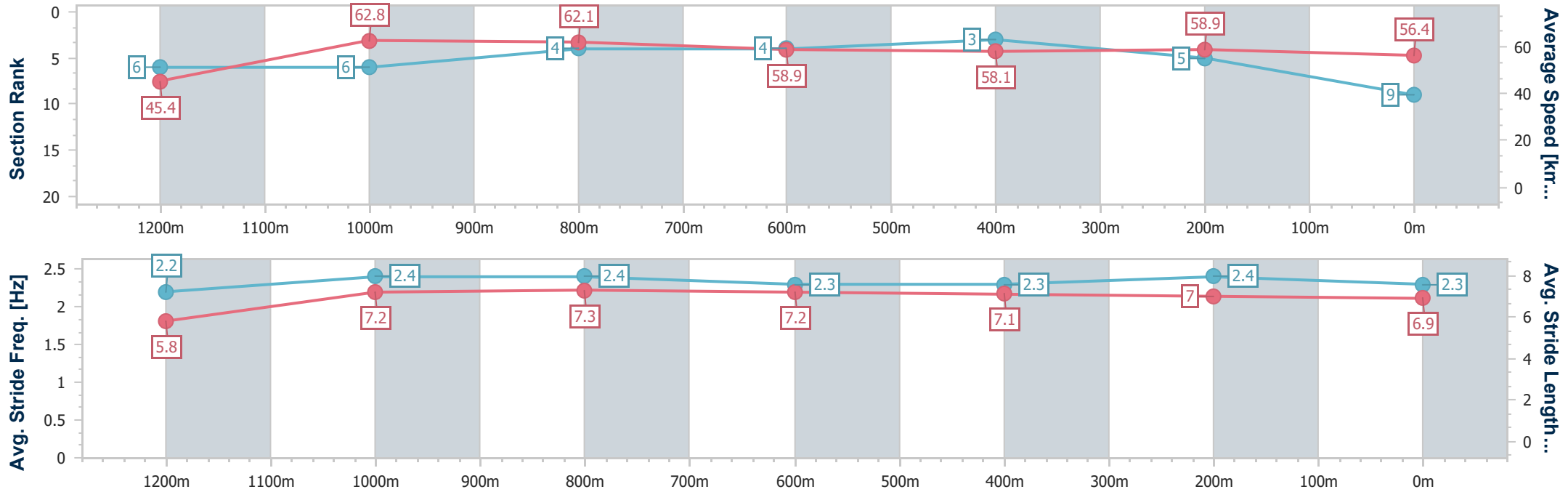
Race 4: THE LAWN SHED Class 1 Handicap - 1350m

17 May 2023 - 14:19



Track Rating: Heavy 10, Weather: Fine, Rail Position: +8m Entire

Section	Overall	1200m	1000m	800m	600m	400m	200m
Section Times	1:24.66 [9] (0:11.87)	1:12.79 [6] (0:11.48)	1:01.31 [6] (0:11.56)	0:49.75 [4] (0:12.22)	0:37.53 [4] (0:12.41)	0:25.12 [3] (0:12.39)	0:12.73 [5] (0:12.73)
Average Speed [km/h]	45.4	62.8	62.1	58.9	58.1	58.9	56.4
Top Speed [km/h]	60.5	64.3	64.5	60.4	59.4	59.5	58.3
Avg. Dist. to Rail [m]	3.7	1.1	1.2	0.4	0.6	4.3	5.1
Avg. Stride Freq. [Hz]	2.2	2.4	2.4	2.3	2.3	2.4	2.3
Avg. Stride Length [m]	5.8	7.2	7.3	7.2	7.1	7.0	6.9



- [ ] Ranking at each section and finish
- .-.-.- No data available at this section
- NA No data available



Horse/Jockey Name	Run Rampant
Final Rank	10
Fastest Section Time (Section)	0:11.51 (1200m)
Top Speed [km/h] (Section)	64.2 (1200m)
Race State	Finished



### Ipswich QLD Professional

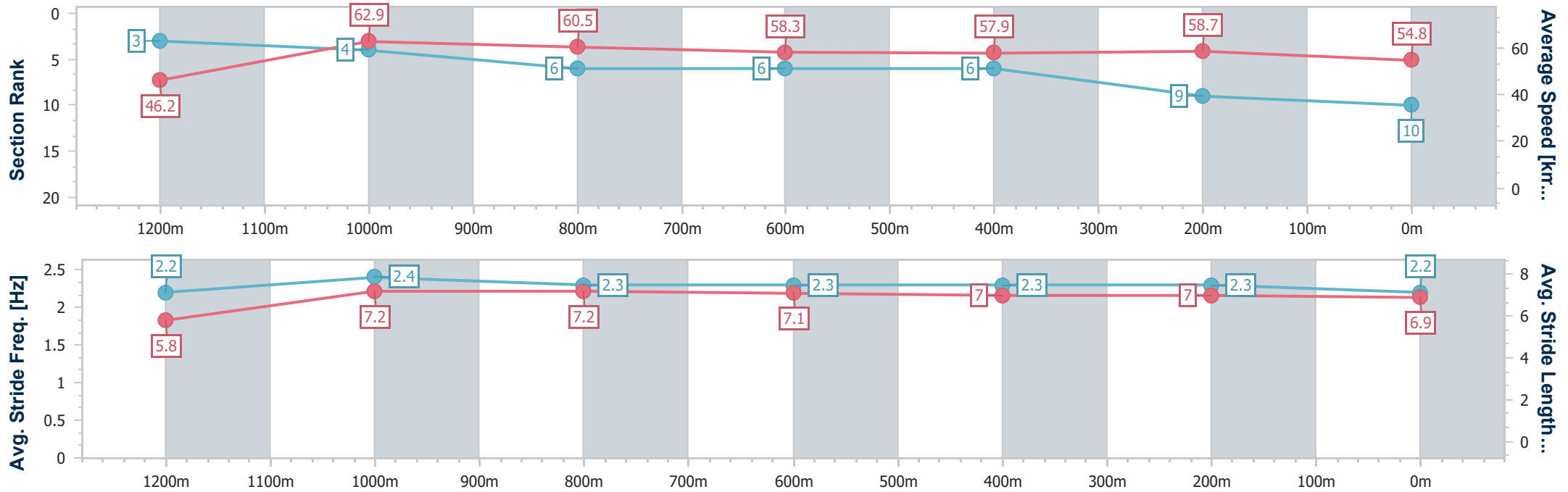
Race 4: THE LAWN SHED Class 1 Handicap - 1350m

17 May 2023 - 14:19



Track Rating: Heavy 10, Weather: Fine, Rail Position: +8m Entire

Section	Overall	1200m	1000m	800m	600m	400m	200m
Section Times	1:25.38 [10] (0:11.68)	1:13.70 [3] (0:11.51)	1:02.19 [4] (0:11.89)	0:50.30 [6] (0:12.33)	0:37.97 [6] (0:12.47)	0:25.50 [6] (0:12.42)	0:13.08 [9] (0:13.08)
Average Speed [km/h]	46.2	62.9	60.5	58.3	57.9	58.7	54.8
Top Speed [km/h]	62.1	64.2	64.2	60.0	58.4	59.1	58.1
Avg. Dist. to Rail [m]	3.5	3.1	0.9	0.2	0.5	3.9	4.0
Avg. Stride Freq. [Hz]	2.2	2.4	2.3	2.3	2.3	2.3	2.2
Avg. Stride Length [m]	5.8	7.2	7.2	7.1	7.0	7.0	6.9



- [ ] Ranking at each section and finish
- .-.- No data available at this section
- NA No data available



Horse/Jockey Name	Sparky Girl
Final Rank	11
Fastest Section Time (Section)	0:11.62 (1000m)
Top Speed [km/h] (Section)	63.0 (1000m)
Race State	Finished



### Ipswich QLD Professional

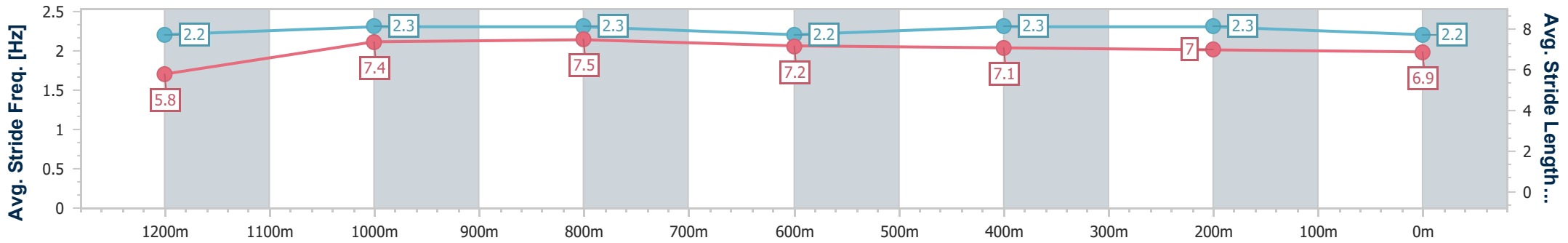
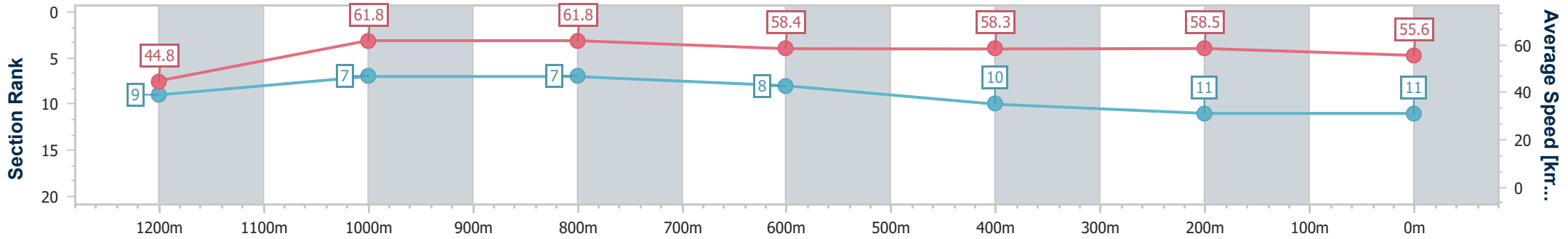
Race 4: THE LAWN SHED Class 1 Handicap - 1350m

17 May 2023 - 14:19



Track Rating: Heavy 10, Weather: Fine, Rail Position: +8m Entire

Section	Overall	1200m	1000m	800m	600m	400m	200m
Section Times	1:25.61 [11] (0:12.06)	1:13.55 [9] (0:11.67)	1:01.88 [7] (0:11.62)	0:50.26 [7] (0:12.39)	0:37.87 [8] (0:12.44)	0:25.43 [10] (0:12.51)	0:12.92 [11] (0:12.92)
Average Speed [km/h]	44.8	61.8	61.8	58.4	58.3	58.5	55.6
Top Speed [km/h]	61.3	62.2	63.0	60.4	58.9	59.7	59.0
Avg. Dist. to Rail [m]	3.1	1.7	0.5	1.1	2.2	4.6	6.1
Avg. Stride Freq. [Hz]	2.2	2.3	2.3	2.2	2.3	2.3	2.2
Avg. Stride Length [m]	5.8	7.4	7.5	7.2	7.1	7.0	6.9



- [ ] Ranking at each section and finish
- .-.- No data available at this section
- NA No data available