

Ipswich QLD Professional

Race 3: BLONDIES POWDER COATING Maiden Plate - 1350m

17 May 2023 - 13:43

Track Rating: Heavy 10, Weather: Fine, Rail Position: +8m Entire

Section												Last 600m				
Field Times		Overall	1200m	1000m	800m	600m	400m						0:38.19			
		1:24.01 (0:11.38)	1:12.63 (0:11.03)	1:01.60 (0:11.42)	0:50.18 (0:11.99)	0:38.19 (0:12.63)	0:25.56 (0:12.85)									
Rank	TAB	Horse/Jockey	Barrier	Top Speed [km/h]	Fastest Section											Distance Travelled [m]
1	11	EASY COMPANY Tiffani Brooker	9	65.4 1200m	0:11.20 1200m	1:24.01 [1] (0:11.76)	1:12.25 [7] (0:11.20)	1:01.05 [7] (0:11.62)	0:49.43 [7] (0:12.03)	0:37.40 [8] (0:12.17)	0:25.23 [6] (0:12.52)	0:37.40				
2	7	KNIGHT'S CHOICE Micheal Hellyer	2	66.0 1200m	0:11.26 1200m	1:24.17 [2] (0:11.55)	1:12.62 [6] (0:11.26)	1:01.36 [6] (0:11.57)	0:49.79 [6] (0:11.98)	0:37.81 [5] (0:12.31)	0:25.50 [5] (0:12.92)	0:37.81 -6				
3	12	FRENCH STEP Ben Thompson	14	66.1 1200m	0:11.14 1200m	1:24.20 [3] (0:11.38)	1:12.82 [1] (0:11.14)	1:01.68 [3] (0:11.46)	0:50.22 [2] (0:12.01)	0:38.21 [2] (0:12.46)	0:25.75 [1] (0:12.88)	0:38.21 -3				
4	10	AMALFI QUEEN Melea Castle	1	65.3 1200m	0:11.08 1200m	1:24.32 [4] (0:11.48)	1:12.84 [4] (0:11.08)	1:01.76 [4] (0:11.48)	0:50.28 [3] (0:12.00)	0:38.28 [3] (0:12.57)	0:25.71 [4] (0:12.91)	0:38.28 -8				
5	3	DARKENED DESTINY Jaden Lloyd	10	66.3 1200m	0:11.02 1200m	1:24.96 [5] (0:11.46)	1:13.50 [3] (0:11.02)	1:02.48 [2] (0:11.64)	0:50.84 [4] (0:12.10)	0:38.74 [4] (0:12.34)	0:26.40 [3] (0:12.84)	0:38.74 -3				
6	2	CRYPTO TYCOON Damien Thornton	11	66.6 1200m	0:11.09 1200m	1:25.03 [6] (0:11.91)	1:13.12 [8] (0:11.09)	1:02.03 [8] (0:11.60)	0:50.43 [8] (0:11.98)	0:38.45 [7] (0:12.46)	0:25.99 [8] (0:12.66)	0:38.45 +1				
7	14	SPOOKY SPECTRE Tegan Harrison	7	66.0 1200m	0:11.02 1200m	1:26.11 [7] (0:11.39)	1:14.72 [2] (0:11.02)	1:03.70 [1] (0:11.42)	0:52.28 [1] (0:11.99)	0:40.29 [1] (0:12.68)	0:27.61 [2] (0:13.09)	0:40.29 -7				
8	9	RAINEWATER Samantha Collett	8	66.9 1200m	0:11.17 1200m	1:28.01 [8] (0:11.53)	1:16.48 [5] (0:11.17)	1:05.31 [5] (0:11.65)	0:53.66 [5] (0:12.04)	0:41.62 [6] (0:12.55)	0:29.07 [7] (0:13.54)	0:41.62 -1				

Scratched: Money Bear (#8), I Say Boom (#6), Caerus (#1), Sennachie (#4), Strategic Success (#5), Valentino Roc (#13)

17 May 2023 - 13:43

Track Rating: Heavy 10, Weather: Fine, Rail Position: +8m Entire

Section				200m				Last 600m	
Field Times				0:12.71 (0:12.71)				0:38.19	
Rank	TAB	Horse/Jockey	Barrier	Top Speed [km/h]	Fastest Section	Margin			Distance Travelled [m]
1	11	EASY COMPANY Tiffani Brooker	9	65.4 1200m	0:11.20 1200m	0:12.71 [1] (0:12.71)	1:24.01		0:37.40
2	7	KNIGHT'S CHOICE Micheal Hellyer	2	66.0 1200m	0:11.26 1200m	0:12.58 [5] (0:12.58)	0.8L		0:37.81 -6
3	12	FRENCH STEP Ben Thompson	14	66.1 1200m	0:11.14 1200m	0:12.87 [2] (0:12.87)	1L		0:38.21 -3
4	10	AMALFI QUEEN Melea Castle	1	65.3 1200m	0:11.08 1200m	0:12.80 [4] (0:12.80)	1.5L		0:38.28 -8
5	3	DARKENED DESTINY Jaden Lloyd	10	66.3 1200m	0:11.02 1200m	0:13.56 [3] (0:13.56)	5.3L		0:38.74 -3
6	2	CRYPTO TYCOON Damien Thornton	11	66.6 1200m	0:11.09 1200m	0:13.33 [7] (0:13.33)	5.7L		0:38.45 +1
7	14	SPOOKY SPECTRE Tegan Harrison	7	66.0 1200m	0:11.02 1200m	0:14.52 [6] (0:14.52)	12L		0:40.29 -7
8	9	RAINEWATER Samantha Collett	8	66.9 1200m	0:11.17 1200m	0:15.53 [8] (0:15.53)	23L		0:41.62 -1

Scratched: Money Bear (#8), I Say Boom (#6), Caerus (#1), Sennachie (#4), Strategic Success (#5), Valantino Roc (#13)



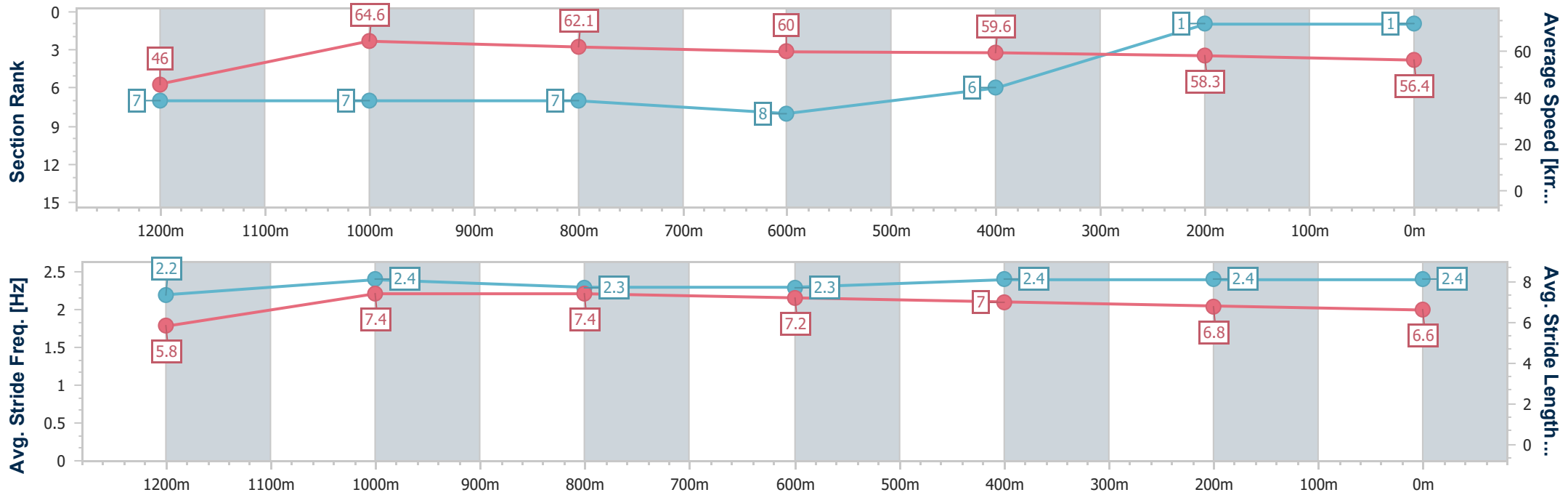
Horse/Jockey Name	Easy Company
Final Rank	1
Fastest Section Time (Section)	0:11.20 (1200m)
Top Speed [km/h] (Section)	65.4 (1200m)
Race State	Finished



Ipswich QLD Professional
 Race 3: BLONDIES POWDER COATING Maiden Plate - 1350m
 17 May 2023 - 13:43
 Track Rating: Heavy 10, Weather: Fine, Rail Position: +8m Entire



Section	Overall	1200m	1000m	800m	600m	400m	200m
Section Times	1:24.01 [1] (0:11.76)	1:12.25 [7] (0:11.20)	1:01.05 [7] (0:11.62)	0:49.43 [7] (0:12.03)	0:37.40 [8] (0:12.17)	0:25.23 [6] (0:12.52)	0:12.71 [1] (0:12.71)
Average Speed [km/h]	46.0	64.6	62.1	60.0	59.6	58.3	56.4
Top Speed [km/h]	62.4	65.4	64.0	61.3	60.8	59.4	58.1
Avg. Dist. to Rail [m]	3.4	3.4	1.0	1.0	1.6	4.0	2.8
Avg. Stride Freq. [Hz]	2.2	2.4	2.3	2.3	2.4	2.4	2.4
Avg. Stride Length [m]	5.8	7.4	7.4	7.2	7.0	6.8	6.6



- [] Ranking at each section and finish
- .-.- No data available at this section
- NA No data available



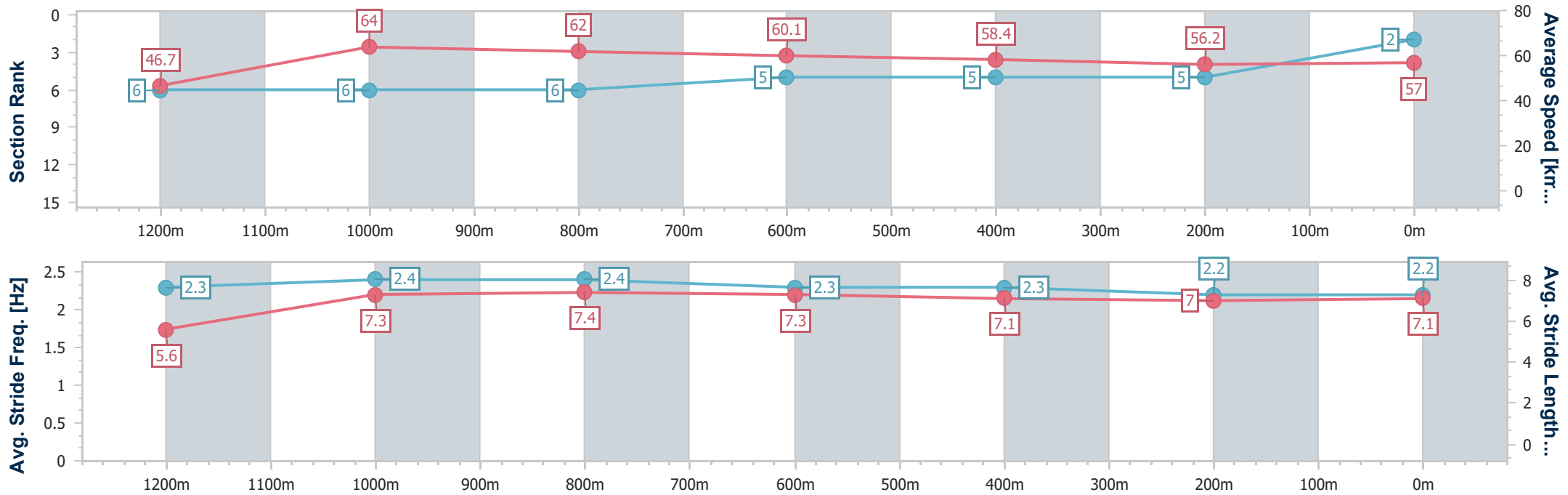
Horse/Jockey Name	Knight's Choice
Final Rank	2
Fastest Section Time (Section)	0:11.26 (1200m)
Top Speed [km/h] (Section)	66.0 (1200m)
Race State	Finished



Ipswich QLD Professional
 Race 3: BLONDIES POWDER COATING Maiden Plate - 1350m
 17 May 2023 - 13:43
 Track Rating: Heavy 10, Weather: Fine, Rail Position: +8m Entire



Section	Overall	1200m	1000m	800m	600m	400m	200m
Section Times	1:24.17 [2] (0:11.55)	1:12.62 [6] (0:11.26)	1:01.36 [6] (0:11.57)	0:49.79 [6] (0:11.98)	0:37.81 [5] (0:12.31)	0:25.50 [5] (0:12.92)	0:12.58 [5] (0:12.58)
Average Speed [km/h]	46.7	64.0	62.0	60.1	58.4	56.2	57.0
Top Speed [km/h]	64.6	66.0	63.9	60.8	59.2	57.1	57.8
Avg. Dist. to Rail [m]	0.7	1.4	1.1	0.3	0.5	2.5	2.8
Avg. Stride Freq. [Hz]	2.3	2.4	2.4	2.3	2.3	2.2	2.2
Avg. Stride Length [m]	5.6	7.3	7.4	7.3	7.1	7.0	7.1



- [] Ranking at each section and finish
- .-.- No data available at this section
- NA No data available



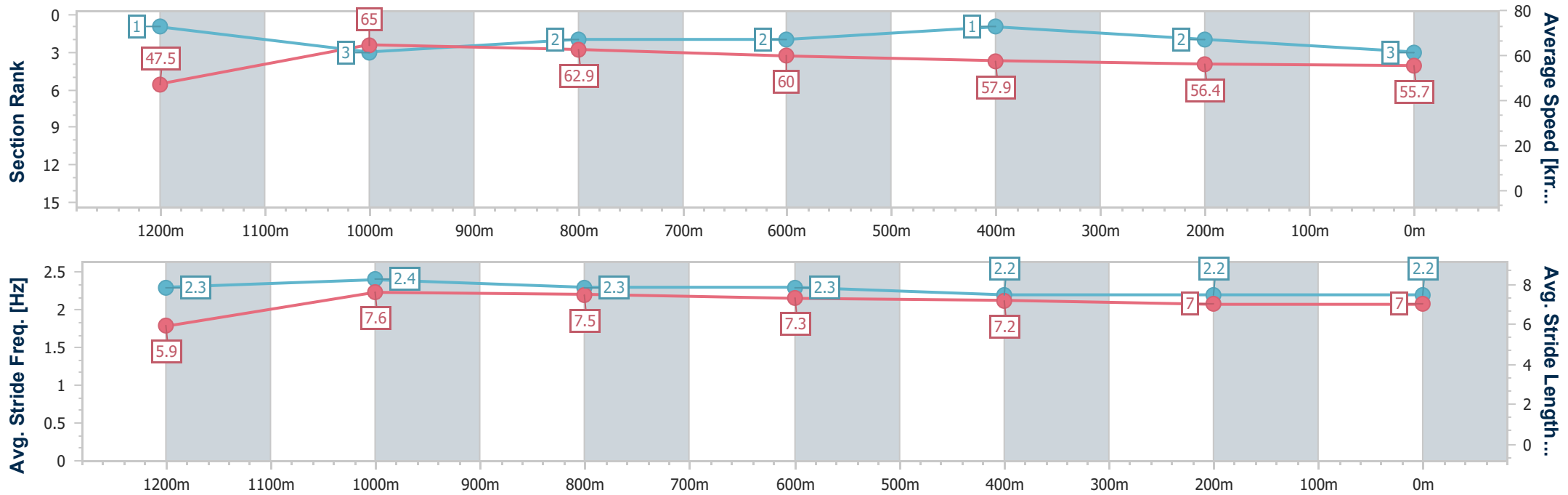
Horse/Jockey Name	French Step
Final Rank	3
Fastest Section Time (Section)	0:11.14 (1200m)
Top Speed [km/h] (Section)	66.1 (1200m)
Race State	Finished



Ipswich QLD Professional
 Race 3: BLONDIES POWDER COATING Maiden Plate - 1350m
 17 May 2023 - 13:43
 Track Rating: Heavy 10, Weather: Fine, Rail Position: +8m Entire



Section	Overall	1200m	1000m	800m	600m	400m	200m
Section Times	1:24.20 [3] (0:11.38)	1:12.82 [1] (0:11.14)	1:01.68 [3] (0:11.46)	0:50.22 [2] (0:12.01)	0:38.21 [2] (0:12.46)	0:25.75 [1] (0:12.88)	0:12.87 [2] (0:12.87)
Average Speed [km/h]	47.5	65.0	62.9	60.0	57.9	56.4	55.7
Top Speed [km/h]	64.3	66.1	64.3	61.9	59.2	57.5	56.6
Avg. Dist. to Rail [m]	6.7	4.5	0.9	0.7	0.4	2.2	1.8
Avg. Stride Freq. [Hz]	2.3	2.4	2.3	2.3	2.2	2.2	2.2
Avg. Stride Length [m]	5.9	7.6	7.5	7.3	7.2	7.0	7.0



- [] Ranking at each section and finish
- .-.- No data available at this section
- NA No data available



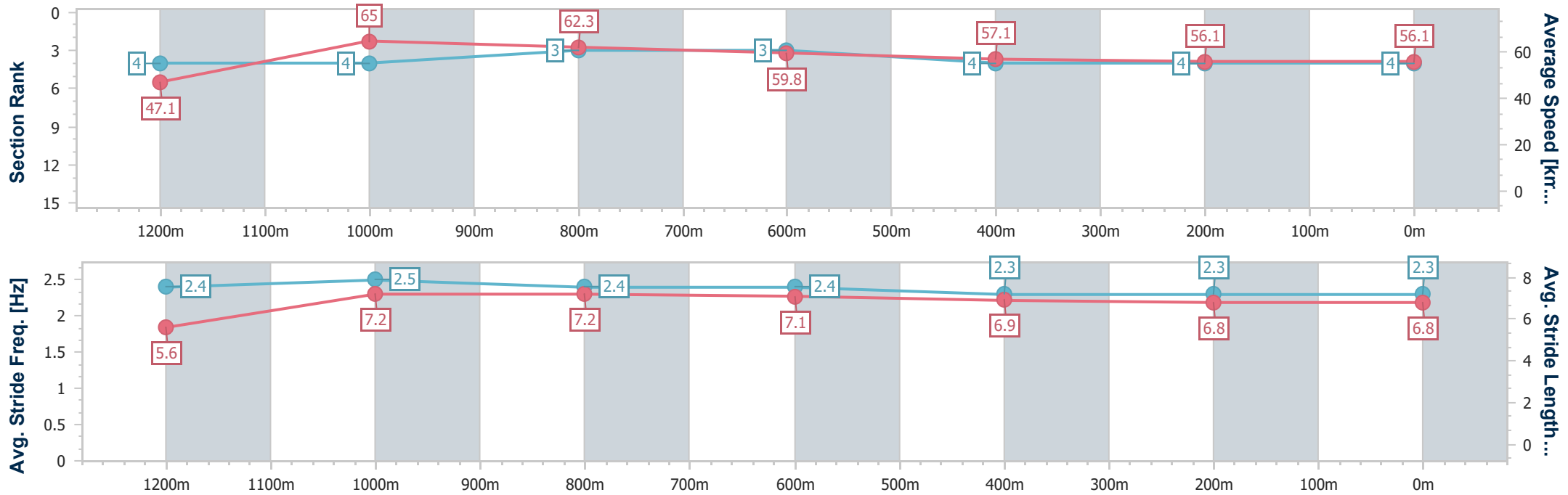
Horse/Jockey Name	Amalfi Queen
Final Rank	4
Fastest Section Time (Section)	0:11.08 (1200m)
Top Speed [km/h] (Section)	65.3 (1200m)
Race State	Finished



Ipswich QLD Professional
 Race 3: BLONDIES POWDER COATING Maiden Plate - 1350m
 17 May 2023 - 13:43
 Track Rating: Heavy 10, Weather: Fine, Rail Position: +8m Entire



Section	Overall	1200m	1000m	800m	600m	400m	200m
Section Times	1:24.32 [4] (0:11.48)	1:12.84 [4] (0:11.08)	1:01.76 [4] (0:11.48)	0:50.28 [3] (0:12.00)	0:38.28 [3] (0:12.57)	0:25.71 [4] (0:12.91)	0:12.80 [4] (0:12.80)
Average Speed [km/h]	47.1	65.0	62.3	59.8	57.1	56.1	56.1
Top Speed [km/h]	65.0	65.3	64.0	61.2	59.5	57.2	57.2
Avg. Dist. to Rail [m]	1.9	0.5	1.5	0.8	0.8	1.7	0.6
Avg. Stride Freq. [Hz]	2.4	2.5	2.4	2.4	2.3	2.3	2.3
Avg. Stride Length [m]	5.6	7.2	7.2	7.1	6.9	6.8	6.8



- [] Ranking at each section and finish
- .-.- No data available at this section
- NA No data available



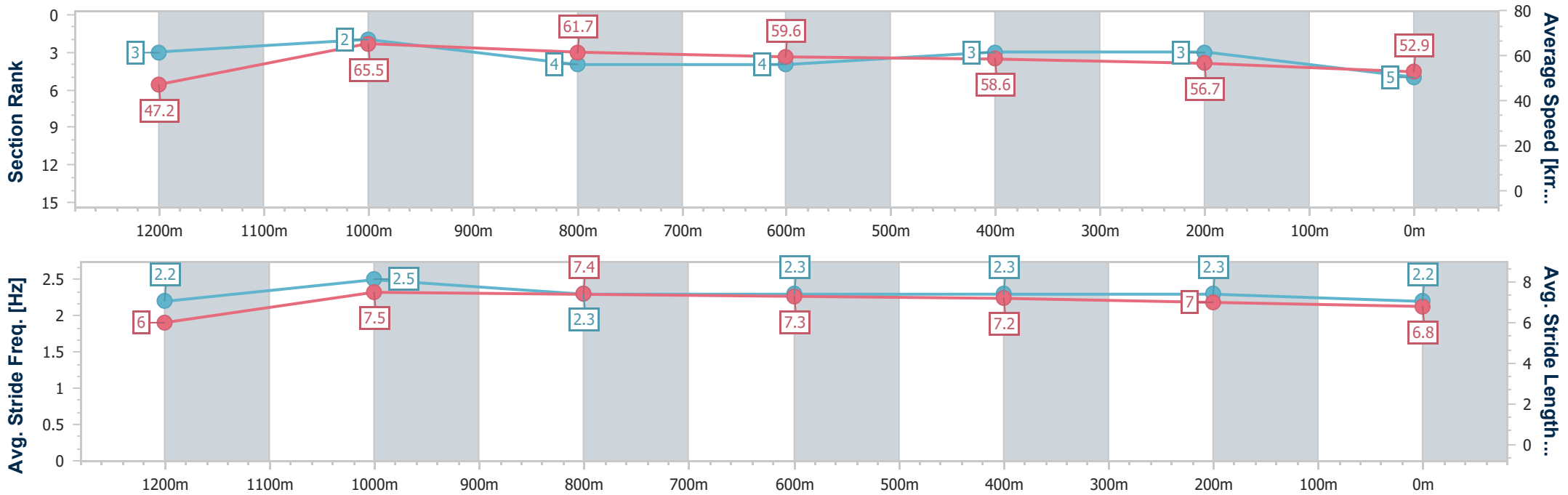
Horse/Jockey Name	Darkened Destiny
Final Rank	5
Fastest Section Time (Section)	0:11.02 (1200m)
Top Speed [km/h] (Section)	66.3 (1200m)
Race State	Finished



Ipswich QLD Professional
 Race 3: BLONDIES POWDER COATING Maiden Plate - 1350m
 17 May 2023 - 13:43
 Track Rating: Heavy 10, Weather: Fine, Rail Position: +8m Entire



Section	Overall	1200m	1000m	800m	600m	400m	200m
Section Times	1:24.96 [5] (0:11.46)	1:13.50 [3] (0:11.02)	1:02.48 [2] (0:11.64)	0:50.84 [4] (0:12.10)	0:38.74 [4] (0:12.34)	0:26.40 [3] (0:12.84)	0:13.56 [3] (0:13.56)
Average Speed [km/h]	47.2	65.5	61.7	59.6	58.6	56.7	52.9
Top Speed [km/h]	64.7	66.3	64.3	60.5	59.6	57.8	56.3
Avg. Dist. to Rail [m]	3.5	2.5	0.9	0.9	1.1	3.4	3.2
Avg. Stride Freq. [Hz]	2.2	2.5	2.3	2.3	2.3	2.3	2.2
Avg. Stride Length [m]	6.0	7.5	7.4	7.3	7.2	7.0	6.8



- [] Ranking at each section and finish
- .-.- No data available at this section
- NA No data available



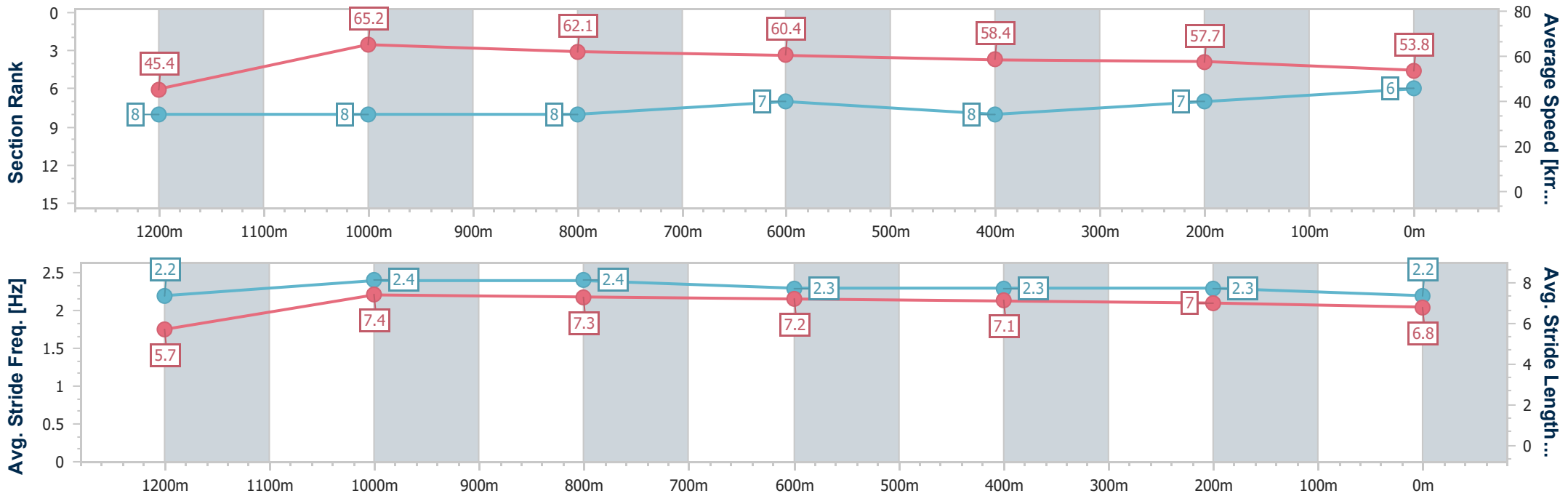
Horse/Jockey Name	Crypto Tycoon
Final Rank	6
Fastest Section Time (Section)	0:11.09 (1200m)
Top Speed [km/h] (Section)	66.6 (1200m)
Race State	Finished



Ipswich QLD Professional
 Race 3: BLONDIES POWDER COATING Maiden Plate - 1350m
 17 May 2023 - 13:43
 Track Rating: Heavy 10, Weather: Fine, Rail Position: +8m Entire



Section	Overall	1200m	1000m	800m	600m	400m	200m
Section Times	1:25.03 [6] (0:11.91)	1:13.12 [8] (0:11.09)	1:02.03 [8] (0:11.60)	0:50.43 [8] (0:11.98)	0:38.45 [7] (0:12.46)	0:25.99 [8] (0:12.66)	0:13.33 [7]
Average Speed [km/h]	45.4	65.2	62.1	60.4	58.4	57.7	53.8
Top Speed [km/h]	63.0	66.6	64.1	61.8	60.4	58.8	56.7
Avg. Dist. to Rail [m]	4.7	3.1	1.0	1.6	2.5	4.9	5.4
Avg. Stride Freq. [Hz]	2.2	2.4	2.4	2.3	2.3	2.3	2.2
Avg. Stride Length [m]	5.7	7.4	7.3	7.2	7.1	7.0	6.8



- [] Ranking at each section and finish
- .-.- No data available at this section
- NA No data available



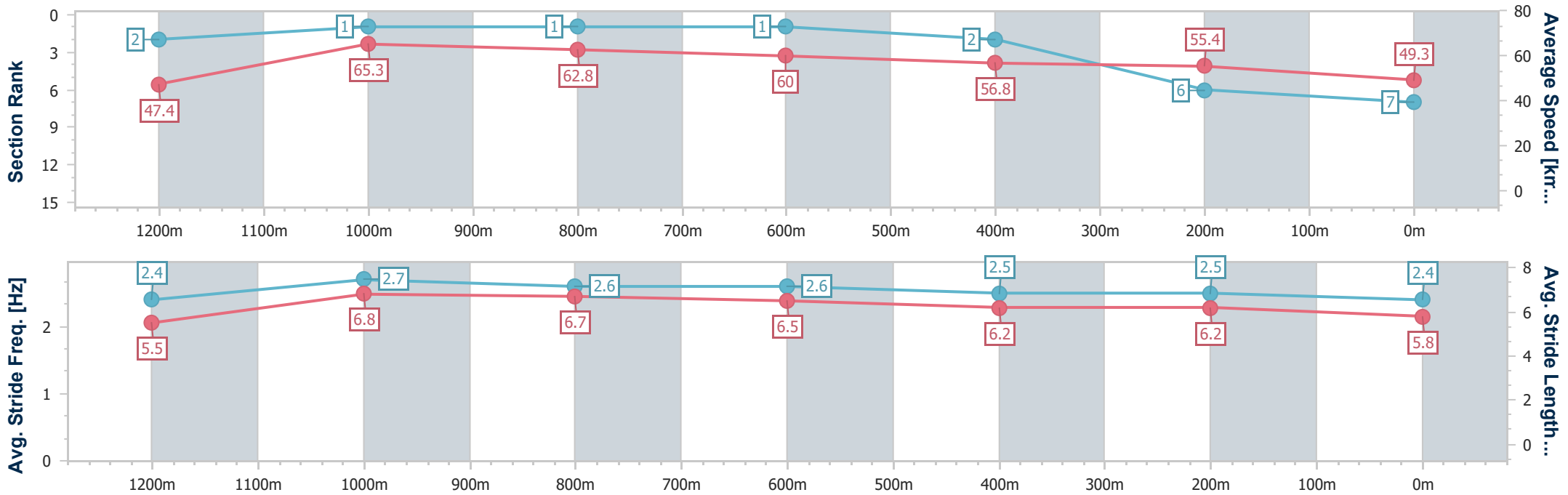
Horse/Jockey Name	Spooky Spectre
Final Rank	7
Fastest Section Time (Section)	0:11.02 (1200m)
Top Speed [km/h] (Section)	66.0 (1200m)
Race State	Finished



Ipswich QLD Professional
 Race 3: BLONDIES POWDER COATING Maiden Plate - 1350m
 17 May 2023 - 13:43
 Track Rating: Heavy 10, Weather: Fine, Rail Position: +8m Entire



Section	Overall	1200m	1000m	800m	600m	400m	200m
Section Times	1:26.11 [7] (0:11.39)	1:14.72 [2] (0:11.02)	1:03.70 [1] (0:11.42)	0:52.28 [1] (0:11.99)	0:40.29 [1] (0:12.68)	0:27.61 [2] (0:13.09)	0:14.52 [6] (0:14.52)
Average Speed [km/h]	47.4	65.3	62.8	60.0	56.8	55.4	49.3
Top Speed [km/h]	65.3	66.0	64.3	61.3	58.3	56.8	54.5
Avg. Dist. to Rail [m]	1.5	1.0	1.4	0.4	0.3	2.0	1.4
Avg. Stride Freq. [Hz]	2.4	2.7	2.6	2.6	2.5	2.5	2.4
Avg. Stride Length [m]	5.5	6.8	6.7	6.5	6.2	6.2	5.8





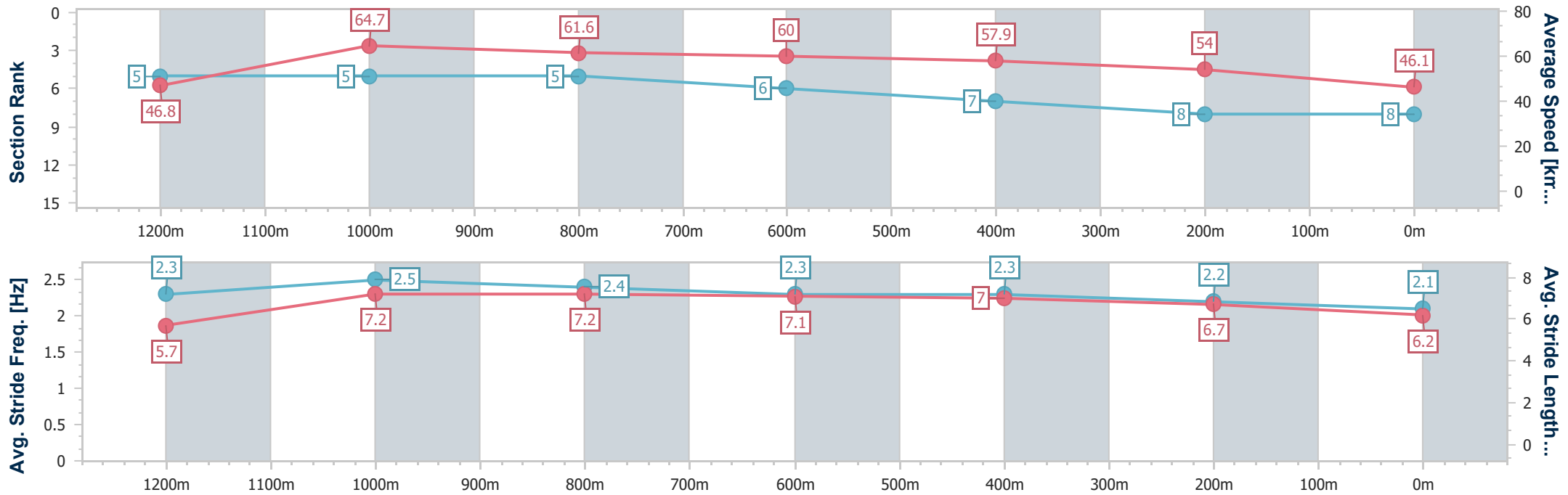
Horse/Jockey Name	Rainewater
Final Rank	8
Fastest Section Time (Section)	0:11.17 (1200m)
Top Speed [km/h] (Section)	66.9 (1200m)
Race State	Finished



Ipswich QLD Professional
 Race 3: BLONDIES POWDER COATING Maiden Plate - 1350m
 17 May 2023 - 13:43
 Track Rating: Heavy 10, Weather: Fine, Rail Position: +8m Entire



Section	Overall	1200m	1000m	800m	600m	400m	200m
Section Times	1:28.01 [8] (0:11.53)	1:16.48 [5] (0:11.17)	1:05.31 [5] (0:11.65)	0:53.66 [5] (0:12.04)	0:41.62 [6] (0:12.55)	0:29.07 [7] (0:13.54)	0:15.53 [8] (0:15.53)
Average Speed [km/h]	46.8	64.7	61.6	60.0	57.9	54.0	46.1
Top Speed [km/h]	65.5	66.9	64.5	61.0	60.9	55.7	50.9
Avg. Dist. to Rail [m]	2.7	2.1	0.6	0.9	2.3	4.8	4.0
Avg. Stride Freq. [Hz]	2.3	2.5	2.4	2.3	2.3	2.2	2.1
Avg. Stride Length [m]	5.7	7.2	7.2	7.1	7.0	6.7	6.2



- [] Ranking at each section and finish
- .-.- No data available at this section
- NA No data available