

Ipswich QLD Professional

Race 2: tab QTIS Two-Year-Old Fillies Maiden Plate - 1200m

17 May 2023 - 13:09

Track Rating: Heavy 10, Weather: Fine, Rail Position: +8m Entire

| Section | | Overall | 1000m | 800m | 600m | 400m | 200m | Last 600m | | | | | |
|-------------|--|----------------------|----------------------|----------------------|--------------------------|--------------------------|--------------------------|--------------------------|--------------------------|--------------------------|---------|------------------------|----|
| Field Times | | 1:13.25 (0:13.60) | 0:59.65 (0:11.24) | 0:48.41 (0:11.99) | 0:36.42 (0:12.10) | 0:24.32 (0:11.95) | 0:12.37 (0:12.37) | 0:36.42 | | | | | |
| Rank | TAB Horse/Jockey | Barrier | Top Speed [km/h] | Fastest Section | Margin | | | | | | | Distance Travelled [m] | |
| 1 | 1 ADMONISH James Orman | 10 | 68.1 Overall | 0:11.21 1000m | 1:13.25 [1] (0:13.63) | 0:59.62 [2] (0:11.21) | 0:48.41 [1] (0:11.99) | 0:36.42 [1] (0:12.17) | 0:24.25 [2] (0:11.88) | 0:12.37 [1] (0:12.37) | 1:13.25 | 0:36.42 | |
| 2 | 4 BLACK MINTO Matthew McGillivray | 9 | 66.0 1000m | 0:11.37 1000m | 1:13.27 [2] (0:13.75) | 0:59.52 [5] (0:11.37) | 0:48.15 [5] (0:11.97) | 0:36.18 [5] (0:12.16) | 0:24.02 [4] (0:11.98) | 0:12.04 [3] (0:12.04) | 0.1L | 0:36.18 | +0 |
| 3 | 12 VERY SEWREEL Ryan Maloney | 11 | 66.9 1000m | 0:11.24 1000m | 1:13.33 [3] (0:13.69) | 0:59.64 [3] (0:11.24) | 0:48.40 [3] (0:12.07) | 0:36.33 [3] (0:12.18) | 0:24.15 [3] (0:12.15) | 0:12.00 [4] (0:12.00) | 0.4L | 0:36.33 | +3 |
| 4 | 2 BANGETTA Andrew Mallyon | 8 | 65.6 Overall | 0:11.32 1000m | 1:13.39 [4] (0:14.16) | 0:59.23 [8] (0:11.32) | 0:47.91 [8] (0:11.91) | 0:36.00 [8] (0:12.02) | 0:23.98 [6] (0:12.09) | 0:11.89 [6] (0:11.89) | 0.7L | 0:36.00 | +1 |
| 5 | 5 CHAMPAGNE BENDER Damien Thornton | 1 | 65.5 Overall | 0:11.39 1000m | 1:13.51 [5] (0:14.17) | 0:59.34 [9] (0:11.39) | 0:47.95 [9] (0:12.00) | 0:35.95 [9] (0:12.01) | 0:23.94 [9] (0:11.93) | 0:12.01 [7] (0:12.01) | 1.2L | 0:35.95 | +0 |
| 6 | 7 HEROIC SOPHIE Ben Thompson | 3 | 65.4 Overall | 0:11.33 1000m | 1:13.52 [6] (0:13.98) | 0:59.54 [7] (0:11.33) | 0:48.21 [6] (0:11.98) | 0:36.23 [6] (0:12.08) | 0:24.15 [5] (0:12.09) | 0:12.06 [5] (0:12.06) | 1.3L | 0:36.23 | +4 |
| 7 | 9 MISHANI MYSTIQUE Boris Thornton | 4 | 63.8 1000m | 0:11.46 1000m | 1:13.75 [7] (0:13.86) | 0:59.89 [6] (0:11.46) | 0:48.43 [7] (0:12.01) | 0:36.42 [7] (0:12.17) | 0:24.25 [8] (0:12.02) | 0:12.23 [8] (0:12.23) | 2.6L | 0:36.42 | -2 |
| 8 | 8 LIGHTSCAMERACTION Jaden Lloyd | 5 | 66.8 Overall | 0:11.28 1000m | 1:13.80 [8] (0:13.60) | 1:00.20 [1] (0:11.28) | 0:48.92 [2] (0:11.96) | 0:36.96 [2] (0:12.09) | 0:24.87 [1] (0:12.21) | 0:12.66 [2] (0:12.66) | 2.8L | 0:36.96 | -5 |
| 9 | 6 DIVINE GEM Craig Robertson | 6 | 66.6 Overall | 0:11.37 1000m | 1:14.46 [9] (0:13.72) | 1:00.74 [4] (0:11.37) | 0:49.37 [4] (0:11.99) | 0:37.38 [4] (0:12.36) | 0:25.02 [7] (0:12.38) | 0:12.64 [9] (0:12.64) | 6.6L | 0:37.38 | -3 |

Scratched: Betterletmedance (#3), Miss Shu (#10), Salt Lake Betty (#11), Roth Sayallofus (#13)



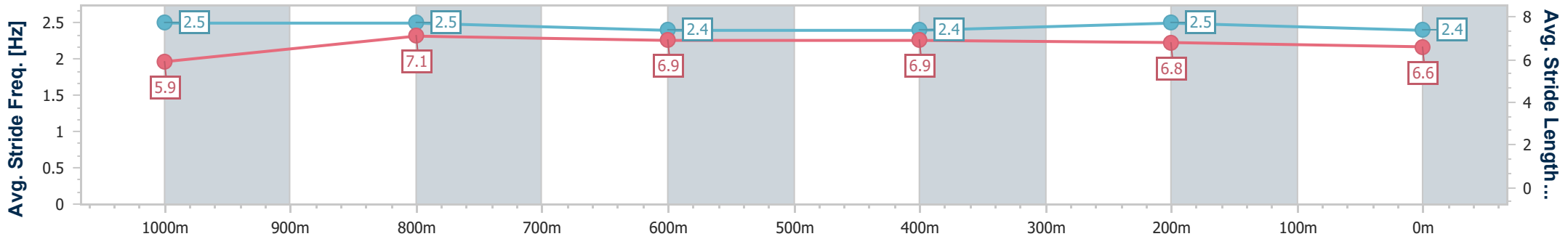
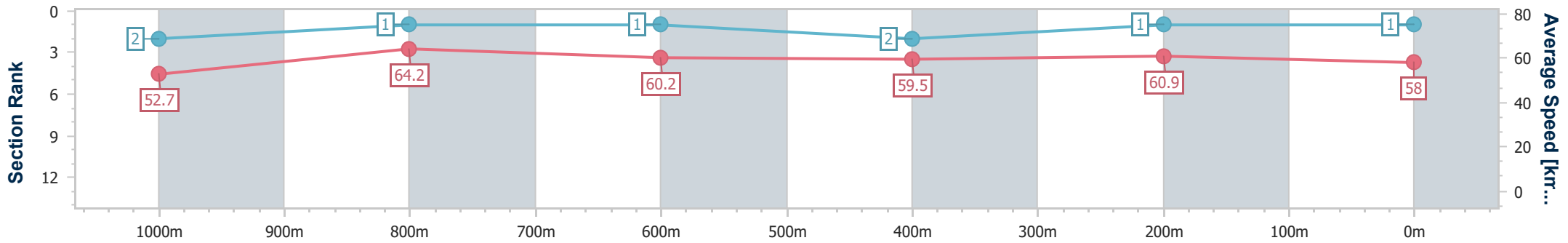
| | |
|--------------------------------|-----------------|
| Horse/Jockey Name | Admonish |
| Final Rank | 1 |
| Fastest Section Time (Section) | 0:11.21 (1000m) |
| Top Speed [km/h] (Section) | 68.1 (Overall) |
| Race State | Finished |



Ipswich QLD Professional
 Race 2: tab QTIS Two-Year-Old Fillies Maiden Plate - 1200m
 17 May 2023 - 13:09
 Track Rating: Heavy 10, Weather: Fine, Rail Position: +8m Entire



| Section | Overall | 1000m | 800m | 600m | 400m | 200m |
|------------------------|--------------------------|--------------------------|--------------------------|--------------------------|--------------------------|--------------------------|
| Section Times | 1:13.25 [1] (0:13.63) | 0:59.62 [2] (0:11.21) | 0:48.41 [1] (0:11.99) | 0:36.42 [1] (0:12.17) | 0:24.25 [2] (0:11.88) | 0:12.37 [1] (0:12.37) |
| Average Speed [km/h] | 52.7 | 64.2 | 60.2 | 59.5 | 60.9 | 58.0 |
| Top Speed [km/h] | 68.1 | 67.5 | 61.8 | 60.5 | 62.1 | 60.9 |
| Avg. Dist. to Rail [m] | 5.6 | 1.5 | 0.9 | 1.4 | 1.0 | 0.6 |
| Avg. Stride Freq. [Hz] | 2.5 | 2.5 | 2.4 | 2.4 | 2.5 | 2.4 |
| Avg. Stride Length [m] | 5.9 | 7.1 | 6.9 | 6.9 | 6.8 | 6.6 |



- [] Ranking at each section and finish
- .-.- No data available at this section
- NA No data available



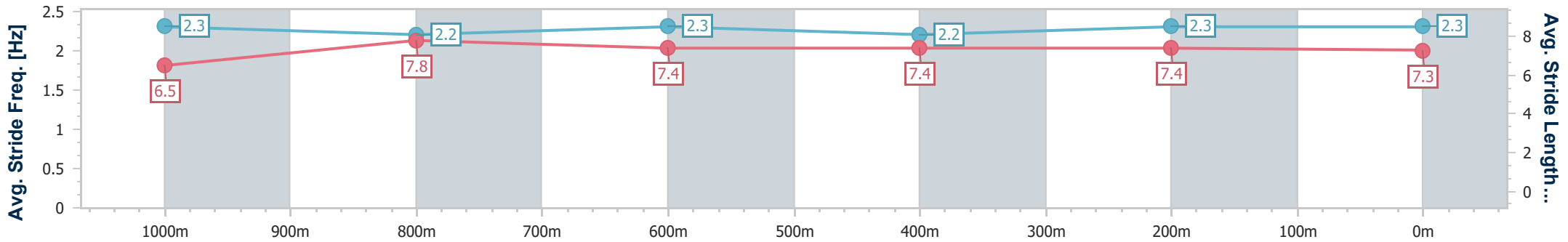
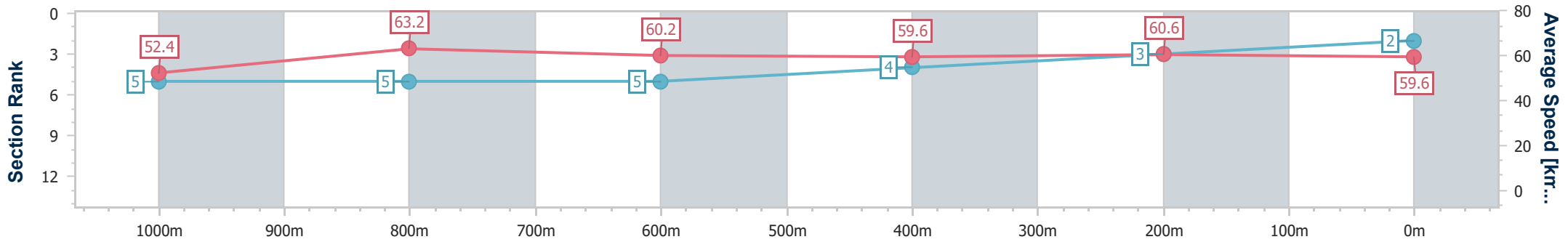
| | |
|--------------------------------|-----------------|
| Horse/Jockey Name | Black Minto |
| Final Rank | 2 |
| Fastest Section Time (Section) | 0:11.37 (1000m) |
| Top Speed [km/h] (Section) | 66.0 (1000m) |
| Race State | Finished |



Ipswich QLD Professional
 Race 2: tab QTIS Two-Year-Old Fillies Maiden Plate - 1200m
 17 May 2023 - 13:09
 Track Rating: Heavy 10, Weather: Fine, Rail Position: +8m Entire



| Section | Overall | 1000m | 800m | 600m | 400m | 200m |
|------------------------|--------------------------|--------------------------|--------------------------|--------------------------|--------------------------|--------------------------|
| Section Times | 1:13.27 [2] (0:13.75) | 0:59.52 [5] (0:11.37) | 0:48.15 [5] (0:11.97) | 0:36.18 [5] (0:12.16) | 0:24.02 [4] (0:11.98) | 0:12.04 [3] (0:12.04) |
| Average Speed [km/h] | 52.4 | 63.2 | 60.2 | 59.6 | 60.6 | 59.6 |
| Top Speed [km/h] | 65.3 | 66.0 | 61.1 | 60.4 | 61.8 | 61.0 |
| Avg. Dist. to Rail [m] | 3.8 | 0.7 | 0.5 | 1.3 | 2.5 | 2.4 |
| Avg. Stride Freq. [Hz] | 2.3 | 2.2 | 2.3 | 2.2 | 2.3 | 2.3 |
| Avg. Stride Length [m] | 6.5 | 7.8 | 7.4 | 7.4 | 7.4 | 7.3 |



- [] Ranking at each section and finish
- .-.- No data available at this section
- NA No data available



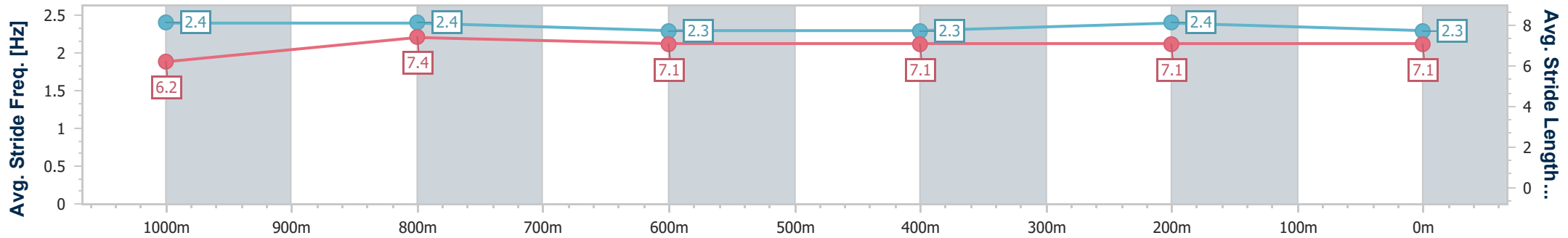
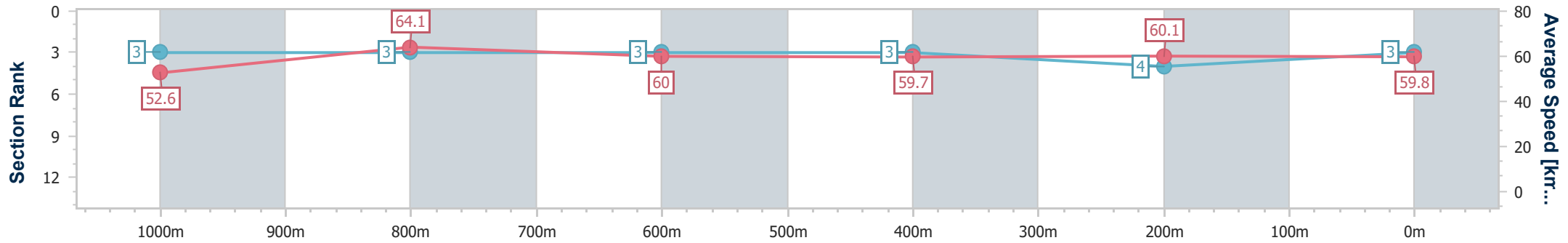
| | |
|--------------------------------|-----------------|
| Horse/Jockey Name | Very Sewreel |
| Final Rank | 3 |
| Fastest Section Time (Section) | 0:11.24 (1000m) |
| Top Speed [km/h] (Section) | 66.9 (1000m) |
| Race State | Finished |



Ipswich QLD Professional
 Race 2: tab QTIS Two-Year-Old Fillies Maiden Plate - 1200m
 17 May 2023 - 13:09
 Track Rating: Heavy 10, Weather: Fine, Rail Position: +8m Entire



| Section | Overall | 1000m | 800m | 600m | 400m | 200m |
|------------------------|--------------------------|--------------------------|--------------------------|--------------------------|--------------------------|--------------------------|
| Section Times | 1:13.33 [3] (0:13.69) | 0:59.64 [3] (0:11.24) | 0:48.40 [3] (0:12.07) | 0:36.33 [3] (0:12.18) | 0:24.15 [3] (0:12.15) | 0:12.00 [4] (0:12.00) |
| Average Speed [km/h] | 52.6 | 64.1 | 60.0 | 59.7 | 60.1 | 59.8 |
| Top Speed [km/h] | 65.5 | 66.9 | 61.0 | 61.0 | 60.8 | 60.4 |
| Avg. Dist. to Rail [m] | 6.5 | 1.2 | 1.3 | 2.5 | 3.3 | 3.3 |
| Avg. Stride Freq. [Hz] | 2.4 | 2.4 | 2.3 | 2.3 | 2.4 | 2.3 |
| Avg. Stride Length [m] | 6.2 | 7.4 | 7.1 | 7.1 | 7.1 | 7.1 |



- [] Ranking at each section and finish
- .-.- No data available at this section
- NA No data available



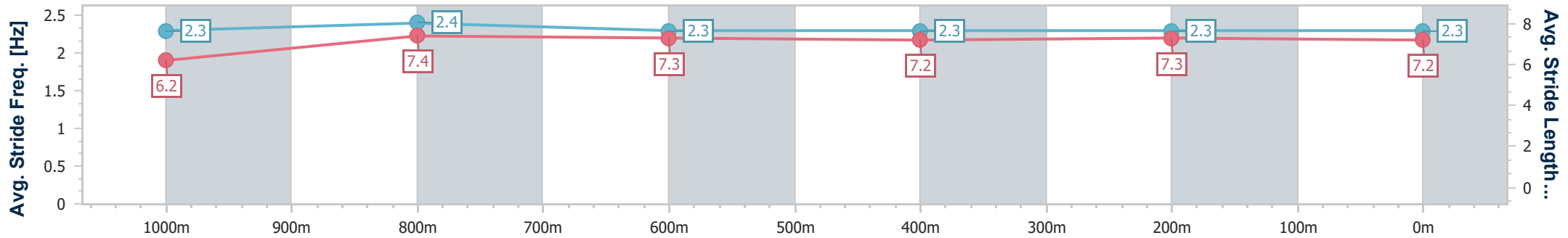
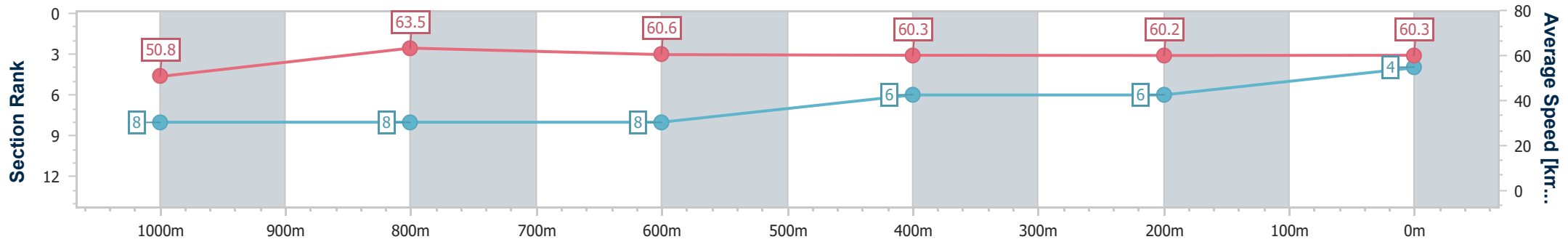
| | |
|--------------------------------|-----------------|
| Horse/Jockey Name | Bangetta |
| Final Rank | 4 |
| Fastest Section Time (Section) | 0:11.32 (1000m) |
| Top Speed [km/h] (Section) | 65.6 (Overall) |
| Race State | Finished |



Ipswich QLD Professional
 Race 2: tab QTIS Two-Year-Old Fillies Maiden Plate - 1200m
 17 May 2023 - 13:09
 Track Rating: Heavy 10, Weather: Fine, Rail Position: +8m Entire



| Section | Overall | 1000m | 800m | 600m | 400m | 200m |
|------------------------|--------------------------|--------------------------|--------------------------|--------------------------|--------------------------|--------------------------|
| Section Times | 1:13.39 [4] (0:14.16) | 0:59.23 [8] (0:11.32) | 0:47.91 [8] (0:11.91) | 0:36.00 [8] (0:12.02) | 0:23.98 [6] (0:12.09) | 0:11.89 [6] (0:11.89) |
| Average Speed [km/h] | 50.8 | 63.5 | 60.6 | 60.3 | 60.2 | 60.3 |
| Top Speed [km/h] | 65.6 | 65.2 | 61.1 | 61.3 | 61.0 | 61.3 |
| Avg. Dist. to Rail [m] | 3.2 | 0.6 | 0.5 | 1.8 | 2.7 | 1.1 |
| Avg. Stride Freq. [Hz] | 2.3 | 2.4 | 2.3 | 2.3 | 2.3 | 2.3 |
| Avg. Stride Length [m] | 6.2 | 7.4 | 7.3 | 7.2 | 7.3 | 7.2 |



- [] Ranking at each section and finish
- .-.- No data available at this section
- NA No data available



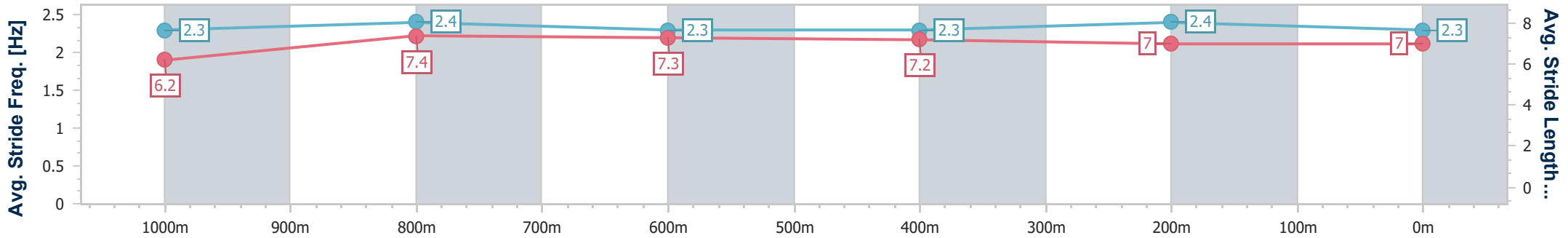
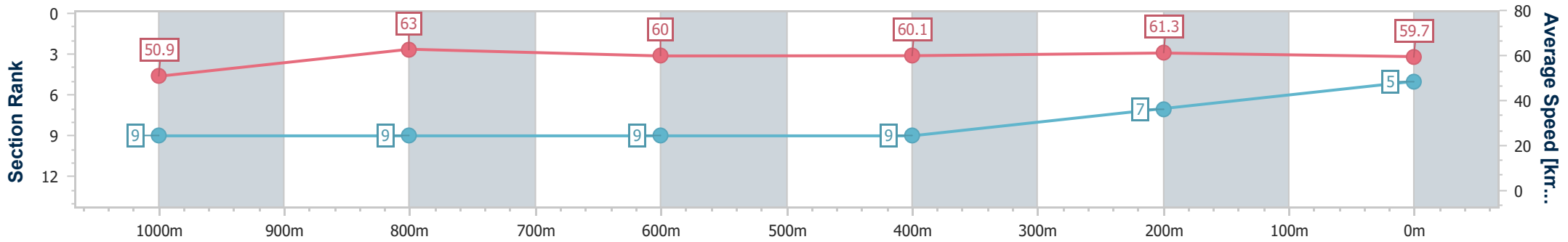
| | |
|--------------------------------|------------------|
| Horse/Jockey Name | Champagne Bender |
| Final Rank | 5 |
| Fastest Section Time (Section) | 0:11.39 (1000m) |
| Top Speed [km/h] (Section) | 65.5 (Overall) |
| Race State | Finished |



Ipswich QLD Professional
 Race 2: tab QTIS Two-Year-Old Fillies Maiden Plate - 1200m
 17 May 2023 - 13:09
 Track Rating: Heavy 10, Weather: Fine, Rail Position: +8m Entire



| Section | Overall | 1000m | 800m | 600m | 400m | 200m |
|------------------------|--------------------------|--------------------------|--------------------------|--------------------------|--------------------------|--------------------------|
| Section Times | 1:13.51 [5] (0:14.17) | 0:59.34 [9] (0:11.39) | 0:47.95 [9] (0:12.00) | 0:35.95 [9] (0:12.01) | 0:23.94 [9] (0:11.93) | 0:12.01 [7] (0:12.01) |
| Average Speed [km/h] | 50.9 | 63.0 | 60.0 | 60.1 | 61.3 | 59.7 |
| Top Speed [km/h] | 65.5 | 64.8 | 60.6 | 61.1 | 63.3 | 60.6 |
| Avg. Dist. to Rail [m] | 0.7 | 0.8 | 0.3 | 0.7 | 4.3 | 6.2 |
| Avg. Stride Freq. [Hz] | 2.3 | 2.4 | 2.3 | 2.3 | 2.4 | 2.3 |
| Avg. Stride Length [m] | 6.2 | 7.4 | 7.3 | 7.2 | 7.0 | 7.0 |



- [] Ranking at each section and finish
- .-.- No data available at this section
- NA No data available



| | |
|--------------------------------|-----------------|
| Horse/Jockey Name | Heroic Sophie |
| Final Rank | 6 |
| Fastest Section Time (Section) | 0:11.33 (1000m) |
| Top Speed [km/h] (Section) | 65.4 (Overall) |
| Race State | Finished |



Ipswich QLD Professional

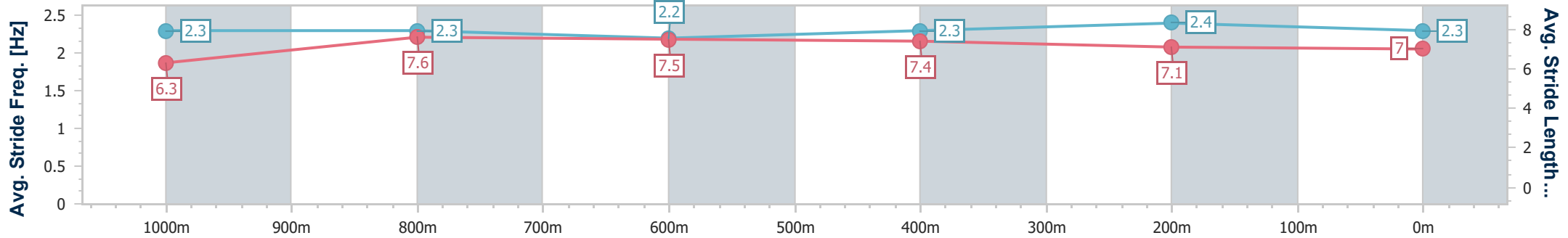
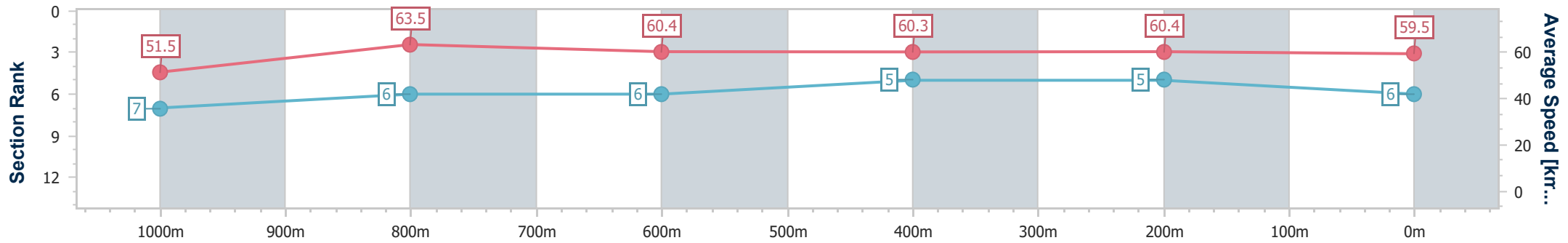
Race 2: tab QTIS Two-Year-Old Fillies Maiden Plate - 1200m

17 May 2023 - 13:09



Track Rating: Heavy 10, Weather: Fine, Rail Position: +8m Entire

| Section | Overall | 1000m | 800m | 600m | 400m | 200m |
|------------------------|--------------------------|--------------------------|--------------------------|--------------------------|--------------------------|--------------------------|
| Section Times | 1:13.52 [6] (0:13.98) | 0:59.54 [7] (0:11.33) | 0:48.21 [6] (0:11.98) | 0:36.23 [6] (0:12.08) | 0:24.15 [5] (0:12.09) | 0:12.06 [5] (0:12.06) |
| Average Speed [km/h] | 51.5 | 63.5 | 60.4 | 60.3 | 60.4 | 59.5 |
| Top Speed [km/h] | 65.4 | 65.3 | 61.5 | 61.7 | 61.6 | 59.7 |
| Avg. Dist. to Rail [m] | 1.2 | 0.4 | 1.5 | 2.9 | 3.9 | 4.6 |
| Avg. Stride Freq. [Hz] | 2.3 | 2.3 | 2.2 | 2.3 | 2.4 | 2.3 |
| Avg. Stride Length [m] | 6.3 | 7.6 | 7.5 | 7.4 | 7.1 | 7.0 |



- [] Ranking at each section and finish
- .-.- No data available at this section
- NA No data available



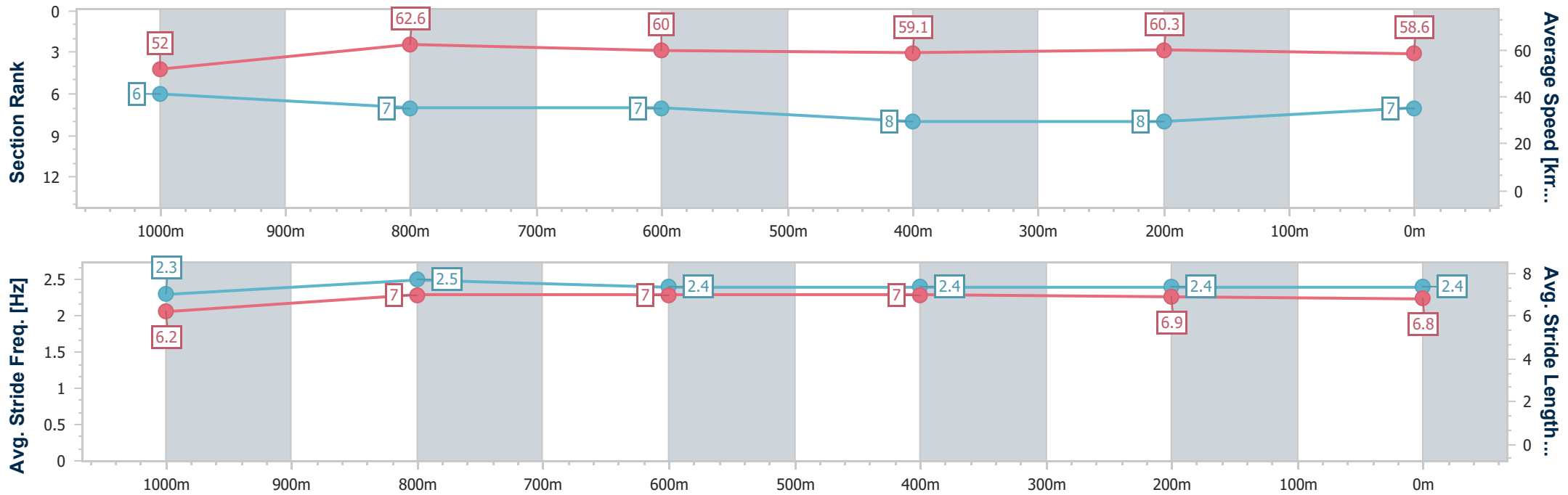
| | |
|--------------------------------|------------------|
| Horse/Jockey Name | Mishani Mystique |
| Final Rank | 7 |
| Fastest Section Time (Section) | 0:11.46 (1000m) |
| Top Speed [km/h] (Section) | 63.8 (1000m) |
| Race State | Finished |



Ipswich QLD Professional
 Race 2: tab QTIS Two-Year-Old Fillies Maiden Plate - 1200m
 17 May 2023 - 13:09
 Track Rating: Heavy 10, Weather: Fine, Rail Position: +8m Entire



| Section | Overall | 1000m | 800m | 600m | 400m | 200m |
|------------------------|--------------------------|--------------------------|--------------------------|--------------------------|--------------------------|--------------------------|
| Section Times | 1:13.75 [7] (0:13.86) | 0:59.89 [6] (0:11.46) | 0:48.43 [7] (0:12.01) | 0:36.42 [7] (0:12.17) | 0:24.25 [8] (0:12.02) | 0:12.23 [8] (0:12.23) |
| Average Speed [km/h] | 52.0 | 62.6 | 60.0 | 59.1 | 60.3 | 58.6 |
| Top Speed [km/h] | 63.6 | 63.8 | 61.0 | 60.7 | 61.8 | 60.9 |
| Avg. Dist. to Rail [m] | 1.3 | 0.9 | 0.3 | 0.4 | 1.7 | 0.5 |
| Avg. Stride Freq. [Hz] | 2.3 | 2.5 | 2.4 | 2.4 | 2.4 | 2.4 |
| Avg. Stride Length [m] | 6.2 | 7.0 | 7.0 | 7.0 | 6.9 | 6.8 |



- [] Ranking at each section and finish
- .-.- No data available at this section
- NA No data available



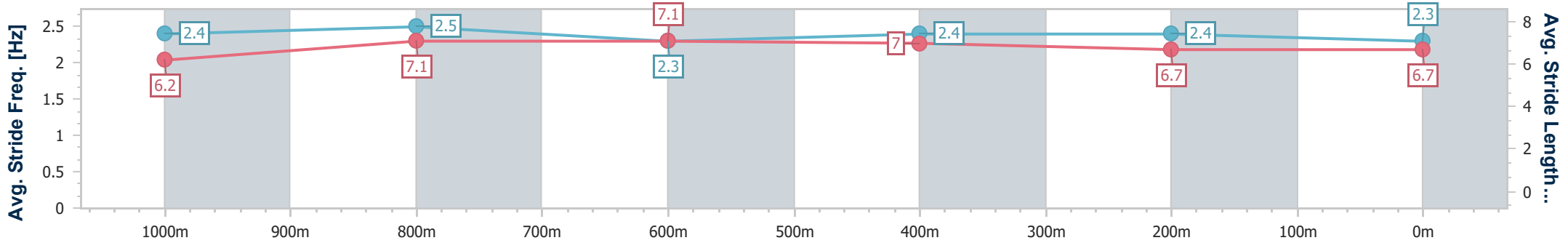
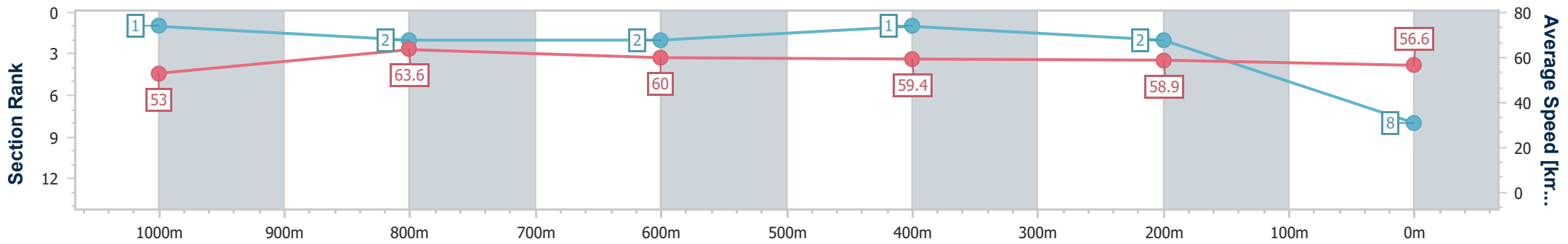
| | |
|--------------------------------|--------------------|
| Horse/Jockey Name | Lightscameraaction |
| Final Rank | 8 |
| Fastest Section Time (Section) | 0:11.28 (1000m) |
| Top Speed [km/h] (Section) | 66.8 (Overall) |
| Race State | Finished |



Ipswich QLD Professional
 Race 2: tab QTIS Two-Year-Old Fillies Maiden Plate - 1200m
 17 May 2023 - 13:09
 Track Rating: Heavy 10, Weather: Fine, Rail Position: +8m Entire



| Section | Overall | 1000m | 800m | 600m | 400m | 200m |
|------------------------|--------------------------|--------------------------|--------------------------|--------------------------|--------------------------|--------------------------|
| Section Times | 1:13.80 [8] (0:13.60) | 1:00.20 [1] (0:11.28) | 0:48.92 [2] (0:11.96) | 0:36.96 [2] (0:12.09) | 0:24.87 [1] (0:12.21) | 0:12.66 [2] (0:12.66) |
| Average Speed [km/h] | 53.0 | 63.6 | 60.0 | 59.4 | 58.9 | 56.6 |
| Top Speed [km/h] | 66.8 | 66.0 | 61.4 | 60.4 | 59.5 | 58.1 |
| Avg. Dist. to Rail [m] | 1.9 | 0.8 | 0.8 | 0.5 | 0.3 | 1.1 |
| Avg. Stride Freq. [Hz] | 2.4 | 2.5 | 2.3 | 2.4 | 2.4 | 2.3 |
| Avg. Stride Length [m] | 6.2 | 7.1 | 7.1 | 7.0 | 6.7 | 6.7 |



- [] Ranking at each section and finish
- .-.- No data available at this section
- NA No data available



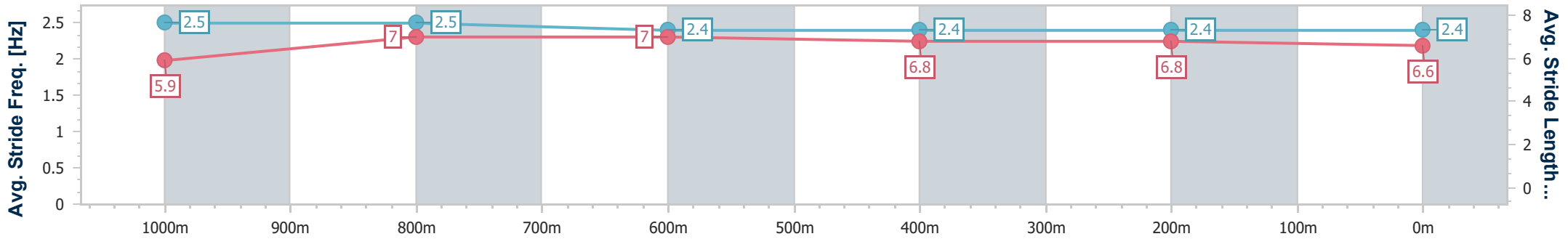
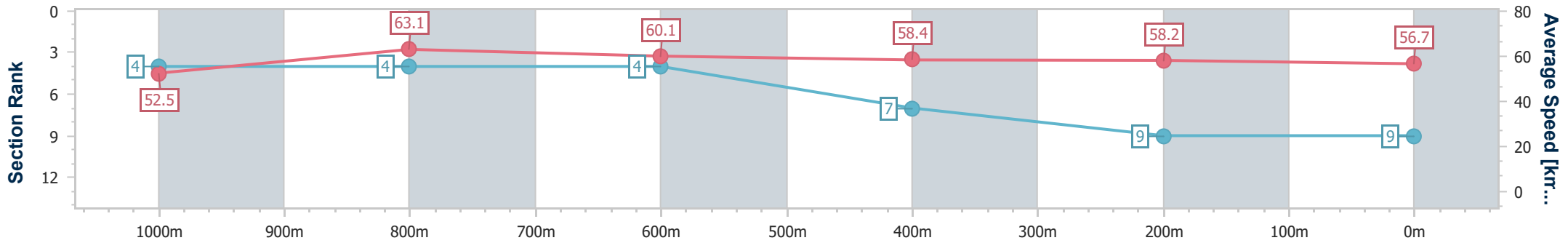
| | |
|--------------------------------|-----------------|
| Horse/Jockey Name | Divine Gem |
| Final Rank | 9 |
| Fastest Section Time (Section) | 0:11.37 (1000m) |
| Top Speed [km/h] (Section) | 66.6 (Overall) |
| Race State | Finished |



Ipswich QLD Professional
 Race 2: tab QTIS Two-Year-Old Fillies Maiden Plate - 1200m
 17 May 2023 - 13:09
 Track Rating: Heavy 10, Weather: Fine, Rail Position: +8m Entire



| Section | Overall | 1000m | 800m | 600m | 400m | 200m |
|------------------------|--------------------------|--------------------------|--------------------------|--------------------------|--------------------------|--------------------------|
| Section Times | 1:14.46 [9] (0:13.72) | 1:00.74 [4] (0:11.37) | 0:49.37 [4] (0:11.99) | 0:37.38 [4] (0:12.36) | 0:25.02 [7] (0:12.38) | 0:12.64 [9] (0:12.64) |
| Average Speed [km/h] | 52.5 | 63.1 | 60.1 | 58.4 | 58.2 | 56.7 |
| Top Speed [km/h] | 66.6 | 64.8 | 61.2 | 60.9 | 59.9 | 59.8 |
| Avg. Dist. to Rail [m] | 3.1 | 1.1 | 0.3 | 0.9 | 0.9 | 2.3 |
| Avg. Stride Freq. [Hz] | 2.5 | 2.5 | 2.4 | 2.4 | 2.4 | 2.4 |
| Avg. Stride Length [m] | 5.9 | 7.0 | 7.0 | 6.8 | 6.8 | 6.6 |



- [] Ranking at each section and finish
- .-.- No data available at this section
- NA No data available