



Sunshine Coast QLD Professional

Race 9: BARRIER REEF POOLS OPEN Handicap - 1200m

14 May 2023 - 16:05



Track Rating: Heavy 8, Weather: Showers, Rail Position: +4m

Section		Overall	1000m	800m	600m	400m	200m	Last 600m					
Field Times		1:13.55 (0:13.69)	0:59.86 (0:11.31)	0:48.55 (0:11.83)	0:36.72 (0:12.07)	0:24.65 (0:11.95)	0:12.70 (0:12.70)	0:36.72					
Rank	TAB Horse/Jockey	Barrier	Top Speed [km/h]	Fastest Section								Margin	Distance Travelled [m]
1	2 LINTHORPE LAD Larry Cassidy	2	64.0 800m	0:11.51 400m	1:13.55 [1] (0:14.30)	0:59.25 [7] (0:11.65)	0:47.60 [7] (0:11.72)	0:35.88 [8] (0:12.06)	0:23.82 [8] (0:11.51)	0:12.31 [3] (0:12.31)	1:13.55	0:35.88	
2	8 DUBAI TYCOON Jake Bayliss	9	64.7 400m	0:11.37 400m	1:13.61 [2] (0:14.46)	0:59.15 [8] (0:11.75)	0:47.40 [9] (0:11.70)	0:35.70 [9] (0:11.97)	0:23.73 [9] (0:11.37)	0:12.36 [5] (0:12.36)	0.2L	0:35.70	-5
3	7 DARE TO SHARE Nikita Beriman	12	66.1 Overall	0:11.22 1000m	1:13.71 [3] (0:13.82)	0:59.89 [2] (0:11.22)	0:48.67 [2] (0:11.89)	0:36.78 [2] (0:12.00)	0:24.78 [2] (0:11.92)	0:12.86 [1] (0:12.86)	0.7L	0:36.78	-2
4	3 TEARS OF LOVE Alisha Donald	1	64.0 800m	0:11.57 1000m	1:13.88 [4] (0:14.23)	0:59.65 [6] (0:11.57)	0:48.08 [5] (0:11.59)	0:36.49 [6] (0:12.11)	0:24.38 [5] (0:11.75)	0:12.63 [9] (0:12.63)	1.5L	0:36.49	-4
5	4 BAANONE Angela Jones	7	64.2 1000m	0:11.53 800m	1:13.90 [5] (0:14.46)	0:59.44 [9] (0:11.54)	0:47.90 [8] (0:11.53)	0:36.37 [7] (0:12.05)	0:24.32 [7] (0:11.69)	0:12.63 [6] (0:12.63)	1.6L	0:36.37	-6
6	1 BANDIPUR Yvette Lewis	4	64.2 1000m	0:11.61 800m	1:14.19 [6] (0:14.13)	1:00.06 [4] (0:11.71)	0:48.35 [6] (0:11.61)	0:36.74 [5] (0:12.15)	0:24.59 [6] (0:11.68)	0:12.91 [4] (0:12.91)	3.1L	0:36.74	-2
7	11 COLLAY'S SPIRIT Kyle Wilson-Taylor	3	65.5 1000m	0:11.34 1000m	1:14.29 [7] (0:14.16)	1:00.13 [5] (0:11.34)	0:48.79 [4] (0:11.70)	0:37.09 [3] (0:11.99)	0:25.10 [3] (0:11.92)	0:13.18 [2] (0:13.18)	3.6L	0:37.09	-5
8	9 MORT DOYLE Georgina Cartwright	10	64.7 1000m	0:11.31 1000m	1:14.84 [8] (0:13.69)	1:01.15 [1] (0:11.31)	0:49.84 [1] (0:11.83)	0:38.01 [1] (0:12.07)	0:25.94 [1] (0:12.30)	0:13.64 [7] (0:13.64)	6.6L	0:38.01	-6
9	10 ORIENTAL RUNNER Taylor Marshall	8	63.9 1000m	0:11.56 1000m	1:14.99 [9] (0:13.90)	1:01.09 [3] (0:11.56)	0:49.53 [3] (0:11.77)	0:37.76 [4] (0:12.02)	0:25.74 [4] (0:12.02)	0:13.72 [8] (0:13.72)	7.4L	0:37.76	-6

Scratched: Kavak (#5), Mix (#6), Cracker Essgee (#12), Le Heros (#13)

[] Ranking at each section and finish
 -:-:- No data available at this section
 NA No data available

SCN Saddle cloth number
 DNF Did not finish
 DNT Did not track



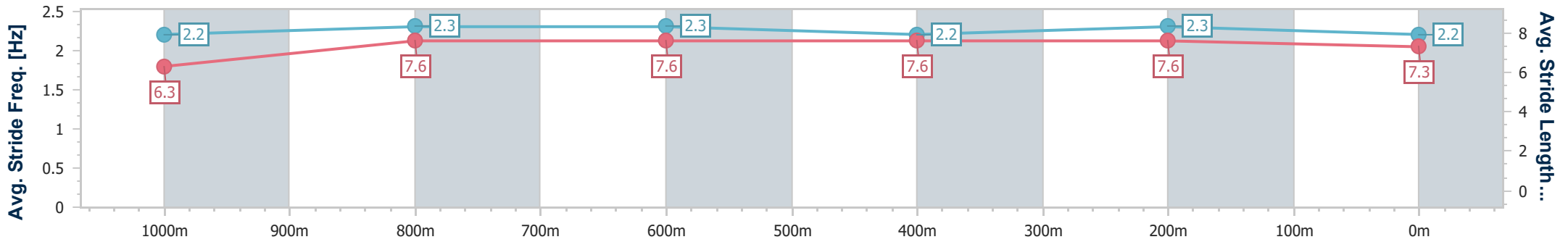
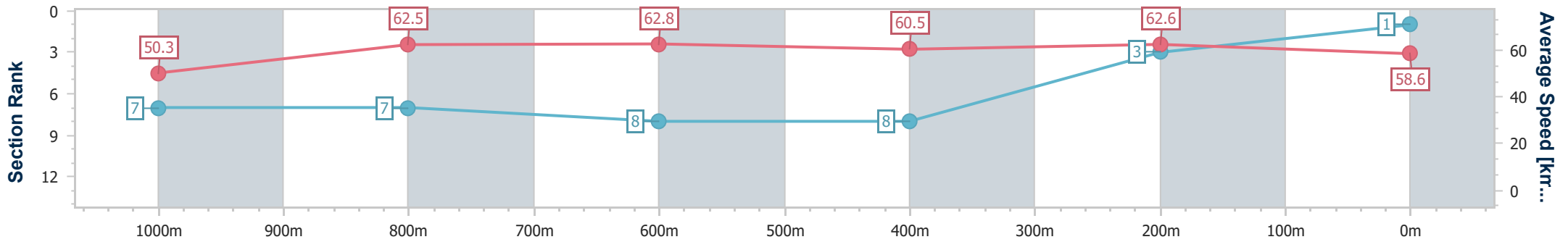
Horse/Jockey Name	Linthorpe Lad
Final Rank	1
Fastest Section Time (Section)	0:11.51 (400m)
Top Speed [km/h] (Section)	64.0 (800m)
Race State	Finished



Sunshine Coast QLD Professional
 Race 9: BARRIER REEF POOLS OPEN Handicap - 1200m
 14 May 2023 - 16:05
 Track Rating: Heavy 8, Weather: Showers, Rail Position: +4m



Section	Overall	1000m	800m	600m	400m	200m
Section Times	1:13.55 [1] (0:14.30)	0:59.25 [7] (0:11.65)	0:47.60 [7] (0:11.72)	0:35.88 [8] (0:12.06)	0:23.82 [8] (0:11.51)	0:12.31 [3] (0:12.31)
Average Speed [km/h]	50.3	62.5	62.8	60.5	62.6	58.6
Top Speed [km/h]	62.7	63.4	64.0	61.7	63.7	61.5
Avg. Dist. to Rail [m]	3.5	3.7	3.5	2.5	8.6	9.8
Avg. Stride Freq. [Hz]	2.2	2.3	2.3	2.2	2.3	2.2
Avg. Stride Length [m]	6.3	7.6	7.6	7.6	7.6	7.3



- [] Ranking at each section and finish
- .-.- No data available at this section
- NA No data available



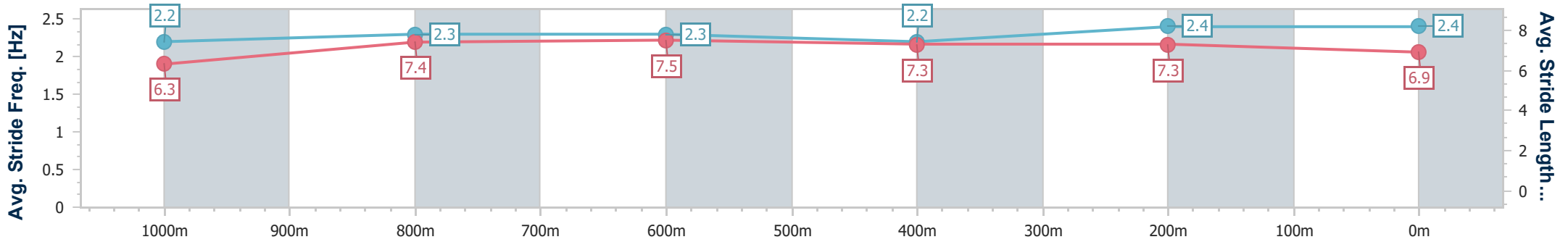
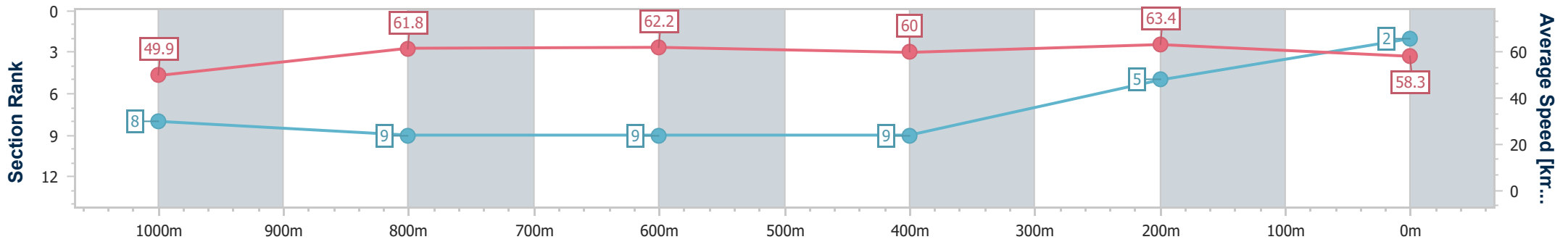
Horse/Jockey Name	Dubai Tycoon
Final Rank	2
Fastest Section Time (Section)	0:11.37 (400m)
Top Speed [km/h] (Section)	64.7 (400m)
Race State	Finished



Sunshine Coast QLD Professional
 Race 9: BARRIER REEF POOLS OPEN Handicap - 1200m
 14 May 2023 - 16:05
 Track Rating: Heavy 8, Weather: Showers, Rail Position: +4m



Section	Overall	1000m	800m	600m	400m	200m
Section Times	1:13.61 [2] (0:14.46)	0:59.15 [8] (0:11.75)	0:47.40 [9] (0:11.70)	0:35.70 [9] (0:11.97)	0:23.73 [9] (0:11.37)	0:12.36 [5] (0:12.36)
Average Speed [km/h]	49.9	61.8	62.2	60.0	63.4	58.3
Top Speed [km/h]	63.5	63.1	63.3	62.5	64.7	62.3
Avg. Dist. to Rail [m]	6.6	3.8	1.9	0.6	4.5	7.5
Avg. Stride Freq. [Hz]	2.2	2.3	2.3	2.2	2.4	2.4
Avg. Stride Length [m]	6.3	7.4	7.5	7.3	7.3	6.9



- [] Ranking at each section and finish
- .-.- No data available at this section
- NA No data available



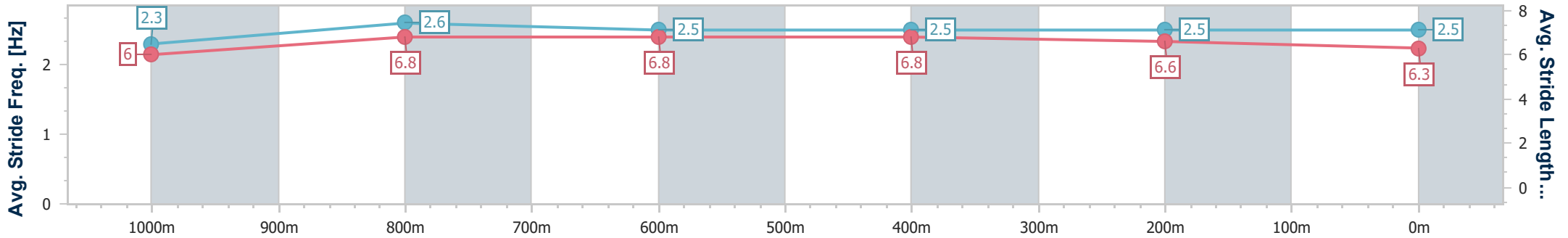
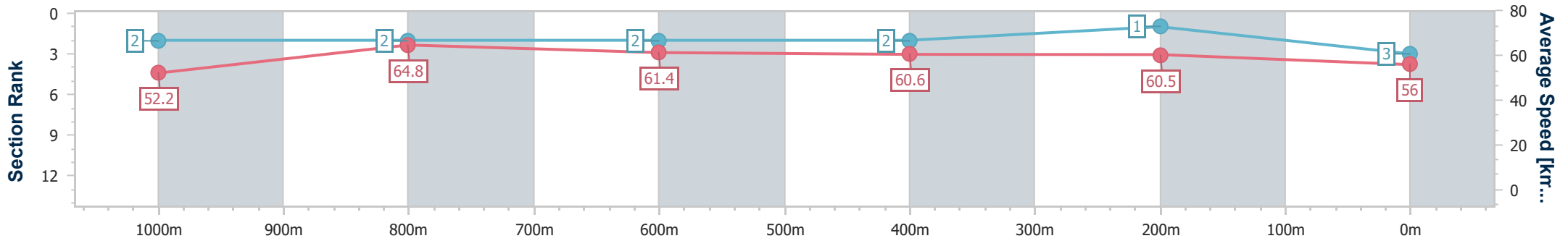
Horse/Jockey Name	Dare To Share
Final Rank	3
Fastest Section Time (Section)	0:11.22 (1000m)
Top Speed [km/h] (Section)	66.1 (Overall)
Race State	Finished



Sunshine Coast QLD Professional
 Race 9: BARRIER REEF POOLS OPEN Handicap - 1200m
 14 May 2023 - 16:05
 Track Rating: Heavy 8, Weather: Showers, Rail Position: +4m



Section	Overall	1000m	800m	600m	400m	200m
Section Times	1:13.71 [3] (0:13.82)	0:59.89 [2] (0:11.22)	0:48.67 [2] (0:11.89)	0:36.78 [2] (0:12.00)	0:24.78 [2] (0:11.92)	0:12.86 [1] (0:12.86)
Average Speed [km/h]	52.2	64.8	61.4	60.6	60.5	56.0
Top Speed [km/h]	66.1	66.0	62.6	61.0	61.8	59.2
Avg. Dist. to Rail [m]	8.9	3.6	2.7	1.7	4.0	6.3
Avg. Stride Freq. [Hz]	2.3	2.6	2.5	2.5	2.5	2.5
Avg. Stride Length [m]	6.0	6.8	6.8	6.8	6.6	6.3



- [] Ranking at each section and finish
- .-.- No data available at this section
- NA No data available



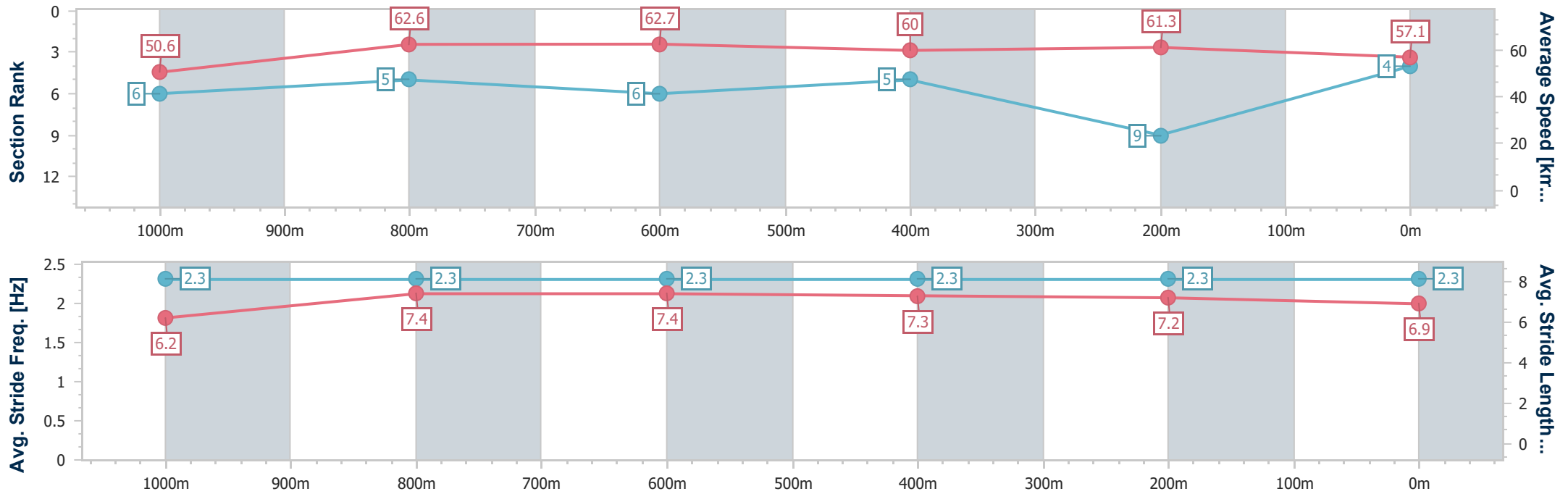
Horse/Jockey Name	Tears Of Love
Final Rank	4
Fastest Section Time (Section)	0:11.57 (1000m)
Top Speed [km/h] (Section)	64.0 (800m)
Race State	Finished



Sunshine Coast QLD Professional
 Race 9: BARRIER REEF POOLS OPEN Handicap - 1200m
 14 May 2023 - 16:05
 Track Rating: Heavy 8, Weather: Showers, Rail Position: +4m



Section	Overall	1000m	800m	600m	400m	200m
Section Times	1:13.88 [4] (0:14.23)	0:59.65 [6] (0:11.57)	0:48.08 [5] (0:11.59)	0:36.49 [6] (0:12.11)	0:24.38 [5] (0:11.75)	0:12.63 [9] (0:12.63)
Average Speed [km/h]	50.6	62.6	62.7	60.0	61.3	57.1
Top Speed [km/h]	62.7	63.9	64.0	61.6	62.9	60.4
Avg. Dist. to Rail [m]	2.3	1.5	1.9	1.2	7.1	10.9
Avg. Stride Freq. [Hz]	2.3	2.3	2.3	2.3	2.3	2.3
Avg. Stride Length [m]	6.2	7.4	7.4	7.3	7.2	6.9



- [] Ranking at each section and finish
- .-.- No data available at this section
- NA No data available



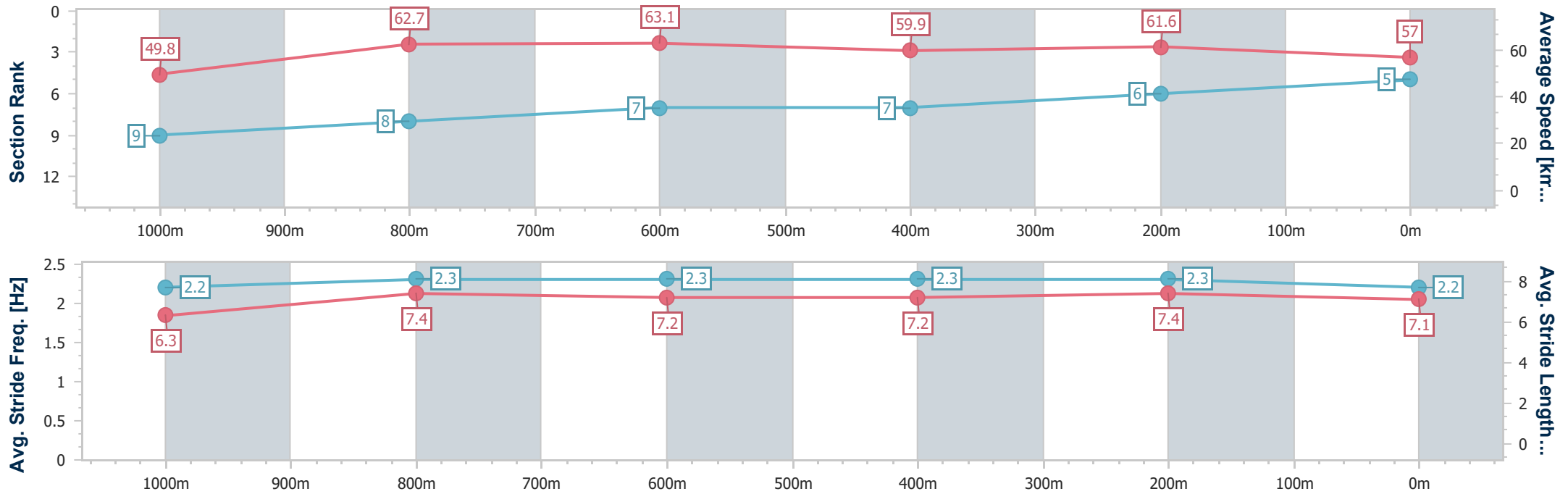
Horse/Jockey Name	Baanone
Final Rank	5
Fastest Section Time (Section)	0:11.53 (800m)
Top Speed [km/h] (Section)	64.2 (1000m)
Race State	Finished



Sunshine Coast QLD Professional
 Race 9: BARRIER REEF POOLS OPEN Handicap - 1200m
 14 May 2023 - 16:05
 Track Rating: Heavy 8, Weather: Showers, Rail Position: +4m



Section	Overall	1000m	800m	600m	400m	200m
Section Times	1:13.90 [5] (0:14.46)	0:59.44 [9] (0:11.54)	0:47.90 [8] (0:11.53)	0:36.37 [7] (0:12.05)	0:24.32 [7] (0:11.69)	0:12.63 [6] (0:12.63)
Average Speed [km/h]	49.8	62.7	63.1	59.9	61.6	57.0
Top Speed [km/h]	62.5	64.2	64.1	62.3	62.8	59.8
Avg. Dist. to Rail [m]	4.8	2.2	1.5	0.4	3.9	5.1
Avg. Stride Freq. [Hz]	2.2	2.3	2.3	2.3	2.3	2.2
Avg. Stride Length [m]	6.3	7.4	7.2	7.2	7.4	7.1



- [] Ranking at each section and finish
- .-.- No data available at this section
- NA No data available



Horse/Jockey Name	Bandipur
Final Rank	6
Fastest Section Time (Section)	0:11.61 (800m)
Top Speed [km/h] (Section)	64.2 (1000m)
Race State	Finished



Sunshine Coast QLD Professional

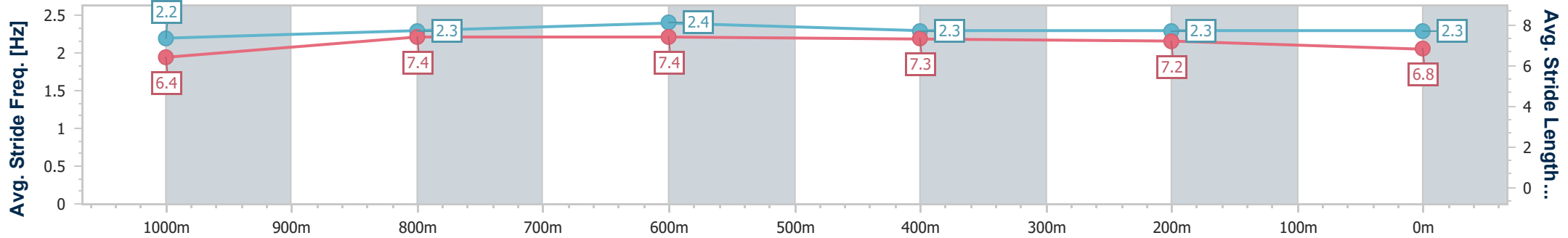
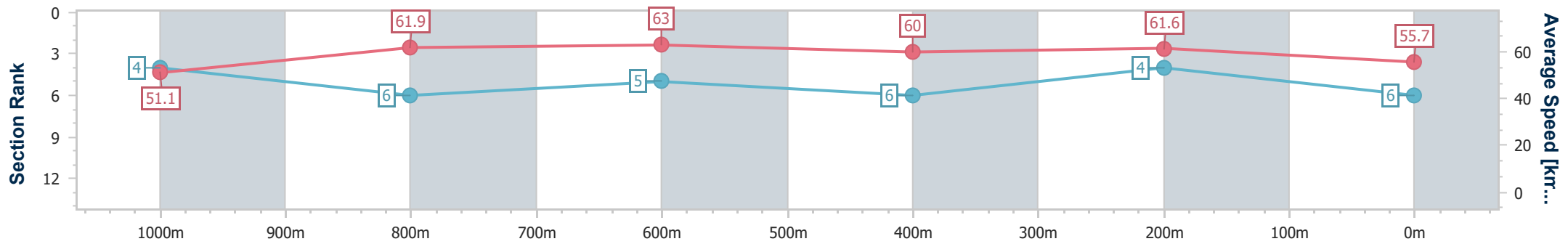
Race 9: BARRIER REEF POOLS OPEN Handicap - 1200m



14 May 2023 - 16:05

Track Rating: Heavy 8, Weather: Showers, Rail Position: +4m

Section	Overall	1000m	800m	600m	400m	200m
Section Times	1:14.19 [6] (0:14.13)	1:00.06 [4] (0:11.71)	0:48.35 [6] (0:11.61)	0:36.74 [5] (0:12.15)	0:24.59 [6] (0:11.68)	0:12.91 [4] (0:12.91)
Average Speed [km/h]	51.1	61.9	63.0	60.0	61.6	55.7
Top Speed [km/h]	61.9	64.2	64.2	61.4	62.3	62.3
Avg. Dist. to Rail [m]	4.9	2.9	2.5	1.8	6.6	9.4
Avg. Stride Freq. [Hz]	2.2	2.3	2.4	2.3	2.3	2.3
Avg. Stride Length [m]	6.4	7.4	7.4	7.3	7.2	6.8



- [] Ranking at each section and finish
- .-.- No data available at this section
- NA No data available



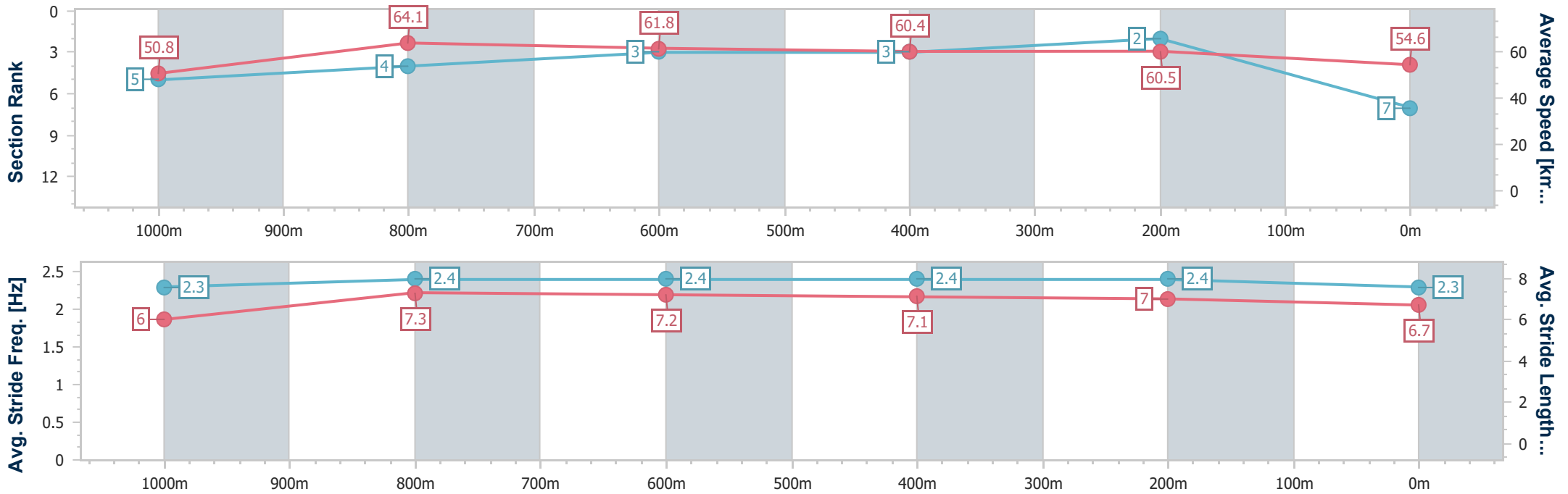
Horse/Jockey Name	Collay's Spirit
Final Rank	7
Fastest Section Time (Section)	0:11.34 (1000m)
Top Speed [km/h] (Section)	65.5 (1000m)
Race State	Finished



Sunshine Coast QLD Professional
 Race 9: BARRIER REEF POOLS OPEN Handicap - 1200m
 14 May 2023 - 16:05
 Track Rating: Heavy 8, Weather: Showers, Rail Position: +4m



Section	Overall	1000m	800m	600m	400m	200m
Section Times	1:14.29 [7] (0:14.16)	1:00.13 [5] (0:11.34)	0:48.79 [4] (0:11.70)	0:37.09 [3] (0:11.99)	0:25.10 [3] (0:11.92)	0:13.18 [2] (0:13.18)
Average Speed [km/h]	50.8	64.1	61.8	60.4	60.5	54.6
Top Speed [km/h]	64.9	65.5	64.4	61.7	61.4	58.7
Avg. Dist. to Rail [m]	4.4	3.3	1.2	0.8	4.2	6.4
Avg. Stride Freq. [Hz]	2.3	2.4	2.4	2.4	2.4	2.3
Avg. Stride Length [m]	6.0	7.3	7.2	7.1	7.0	6.7



- [] Ranking at each section and finish
- .-.- No data available at this section
- NA No data available



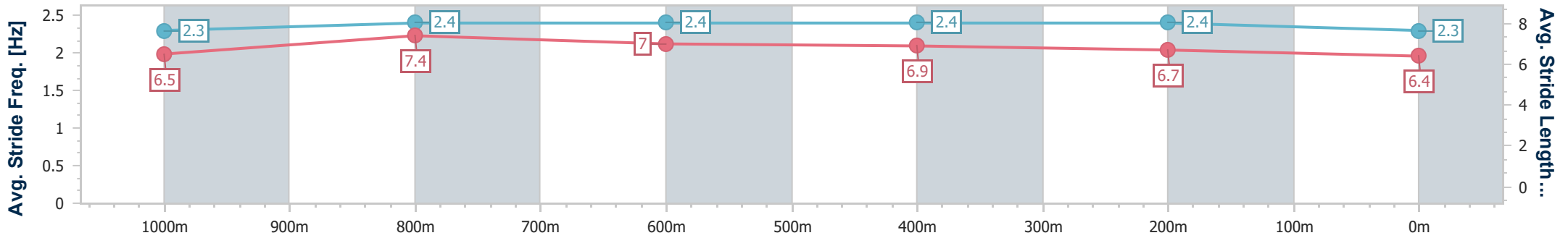
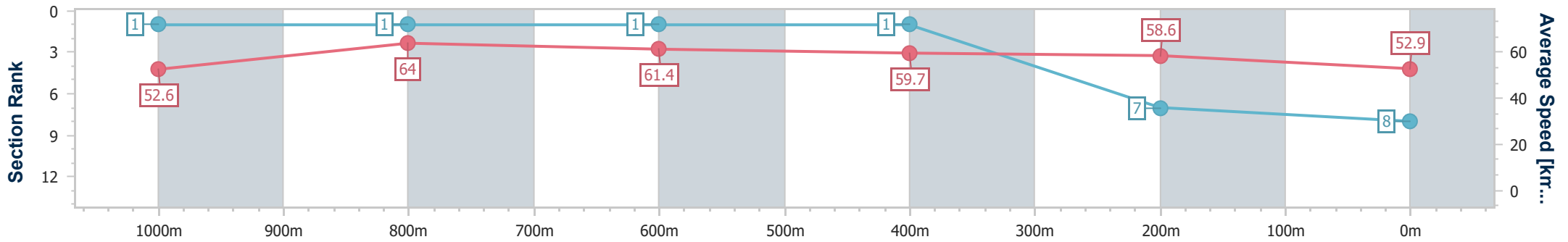
Horse/Jockey Name	Mort Doyle
Final Rank	8
Fastest Section Time (Section)	0:11.31 (1000m)
Top Speed [km/h] (Section)	64.7 (1000m)
Race State	Finished



Sunshine Coast QLD Professional
 Race 9: BARRIER REEF POOLS OPEN Handicap - 1200m
 14 May 2023 - 16:05
 Track Rating: Heavy 8, Weather: Showers, Rail Position: +4m



Section	Overall	1000m	800m	600m	400m	200m
Section Times	1:14.84 [8] (0:13.69)	1:01.15 [1] (0:11.31)	0:49.84 [1] (0:11.83)	0:38.01 [1] (0:12.07)	0:25.94 [1] (0:12.30)	0:13.64 [7] (0:13.64)
Average Speed [km/h]	52.6	64.0	61.4	59.7	58.6	52.9
Top Speed [km/h]	63.8	64.7	62.8	60.0	60.1	57.1
Avg. Dist. to Rail [m]	7.6	1.7	1.5	0.4	3.6	3.6
Avg. Stride Freq. [Hz]	2.3	2.4	2.4	2.4	2.4	2.3
Avg. Stride Length [m]	6.5	7.4	7.0	6.9	6.7	6.4



- [] Ranking at each section and finish
- .-.- No data available at this section
- NA No data available



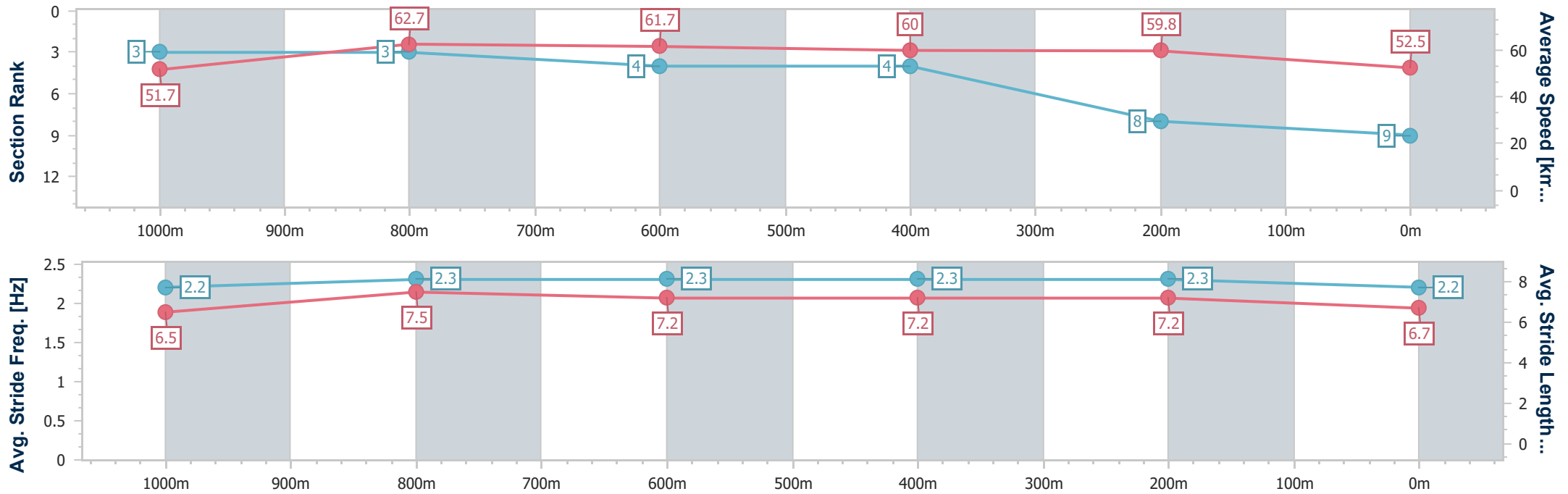
Horse/Jockey Name	Oriental Runner
Final Rank	9
Fastest Section Time (Section)	0:11.56 (1000m)
Top Speed [km/h] (Section)	63.9 (1000m)
Race State	Finished



Sunshine Coast QLD Professional
 Race 9: BARRIER REEF POOLS OPEN Handicap - 1200m
 14 May 2023 - 16:05
 Track Rating: Heavy 8, Weather: Showers, Rail Position: +4m



Section	Overall	1000m	800m	600m	400m	200m
Section Times	1:14.99 [9] (0:13.90)	1:01.09 [3] (0:11.56)	0:49.53 [3] (0:11.77)	0:37.76 [4] (0:12.02)	0:25.74 [4] (0:12.02)	0:13.72 [8] (0:13.72)
Average Speed [km/h]	51.7	62.7	61.7	60.0	59.8	52.5
Top Speed [km/h]	63.4	63.9	63.5	60.7	61.1	57.9
Avg. Dist. to Rail [m]	6.1	2.8	1.5	0.3	1.3	0.5
Avg. Stride Freq. [Hz]	2.2	2.3	2.3	2.3	2.3	2.2
Avg. Stride Length [m]	6.5	7.5	7.2	7.2	7.2	6.7



- [] Ranking at each section and finish
- .-.- No data available at this section
- NA No data available