

Track Rating: Heavy 8, Weather: , Rail Position: +4m

Section							Overall	1200m	1000m	800m	600m	400m	Last 600m
Field Times							1:26.45 (0:13.67)	1:12.78 (0:11.30)	1:01.48 (0:11.78)	0:49.70 (0:12.41)	0:37.29 (0:12.41)	0:24.88 (0:12.18)	0:37.29
Rank	TAB	Horse/Jockey	Barrier	Top Speed [km/h]	Fastest Section								Distance Travelled [m]
1	10	BIRMINGHAM Tegan Harrison	2	64.6 1200m	0:11.43 1200m	1:26.45 [1] (0:13.90)	1:12.55 [5] (0:11.43)	1:01.12 [5] (0:11.84)	0:49.28 [3] (0:12.44)	0:36.84 [3] (0:12.06)	0:24.78 [2] (0:12.08)	0:36.84	
2	11	NICE WATER Corey Bayliss	4	64.3 Overall	0:11.64 1200m	1:27.36 [2] (0:13.92)	1:13.44 [6] (0:11.64)	1:01.80 [7] (0:12.22)	0:49.58 [9] (0:12.57)	0:37.01 [9] (0:12.24)	0:24.77 [7] (0:12.00)	0:37.01	-3
3	7	IVANOV Ben Thompson	17	66.0 Overall	0:11.32 1200m	1:27.56 [3] (0:13.67)	1:13.89 [1] (0:11.32)	1:02.57 [2] (0:11.85)	0:50.72 [2] (0:12.55)	0:38.17 [2] (0:12.42)	0:25.75 [3] (0:12.25)	0:38.17	+5
4	8	TAUPO TIGER Micheal Hellyer	11	64.0 1200m	0:11.42 1200m	1:27.69 [4] (0:13.95)	1:13.74 [7] (0:11.42)	1:02.32 [6] (0:12.04)	0:50.28 [6] (0:12.71)	0:37.57 [6] (0:12.46)	0:25.11 [6] (0:12.01)	0:37.57	+8
5	2	HOW YA BEEN ANYWAY James Orman	7	64.3 1200m	0:11.61 1200m	1:27.79 [5] (0:14.15)	1:13.64 [8] (0:11.61)	1:02.03 [9] (0:11.89)	0:50.14 [7] (0:12.67)	0:37.47 [8] (0:12.44)	0:25.03 [8] (0:12.09)	0:37.47	+8
6	5	SEVENTIES HIT Justin Huxtable	10	65.8 1200m	0:11.33 1200m	1:27.95 [6] (0:13.81)	1:14.14 [3] (0:11.33)	1:02.81 [3] (0:12.01)	0:50.80 [3] (0:12.72)	0:38.08 [4] (0:12.32)	0:25.76 [4] (0:12.30)	0:38.08	+0
7	3	ORBIT Jake Bayliss	13	63.0 Overall	0:11.61 1200m	1:28.14 [7] (0:14.36)	1:13.78 [11] (0:11.61)	1:02.17 [11] (0:12.01)	0:50.16 [11] (0:12.56)	0:37.60 [11] (0:12.45)	0:25.15 [11] (0:12.13)	0:37.60	+9
8	14	READY BY MIDNIGHT Montana Philpot	9	65.7 1200m	0:11.25 1200m	1:28.17 [8] (0:13.72)	1:14.45 [2] (0:11.25)	1:03.20 [1] (0:11.78)	0:51.42 [1] (0:12.41)	0:39.01 [1] (0:12.41)	0:26.60 [1] (0:12.75)	0:39.01	+0
9	13	I AM REAL Damien Thornton	3	64.5 Overall	0:11.45 1200m	1:28.17 [9] (0:13.81)	1:14.36 [4] (0:11.45)	1:02.91 [4] (0:12.13)	0:50.78 [5] (0:12.54)	0:38.24 [5] (0:12.26)	0:25.98 [5] (0:12.25)	0:38.24	+5
10	4	THE WELLIAN Angela Jones	8	66.0 Overall	0:11.50 1200m	1:28.20 [10] (0:14.27)	1:13.93 [10] (0:11.50)	1:02.43 [10] (0:12.18)	0:50.25 [10] (0:12.58)	0:37.67 [10] (0:12.32)	0:25.35 [9] (0:12.35)	0:37.67	+5

Scratched: Dark Tangent (#1), Apache Flash (#6), Honestyandloyalty (#9), Whiz By (#12), Coco Jewel (#15)



Sunshine Coast QLD Professional

Race 5: PARKLANDS TAVERN Maiden Handicap - 1400m

14 May 2023 - 13:38



Track Rating: Heavy 8, Weather: , Rail Position: +4m

Section	Overall	1200m	1000m	800m	600m	400m	Last 600m
Field Times	1:26.45 (0:13.67)	1:12.78 (0:11.30)	1:01.48 (0:11.78)	0:49.70 (0:12.41)	0:37.29 (0:12.41)	0:24.88 (0:12.18)	0:37.29

Rank	TAB	Horse/Jockey	Barrier	Top Speed [km/h]	Fastest Section	Overall	1200m	1000m	800m	600m	400m	Last 600m	Distance Travelled [m]
11	16	LICENCE TO THRILL Nathan Thomas	1	64.6 1200m	0:11.39 1200m	1:28.36 [11] (0:14.23)	1:14.13 [9] (0:11.39)	1:02.74 [8] (0:12.05)	0:50.69 [8] (0:12.48)	0:38.21 [7] (0:12.64)	0:25.57 [10] (0:12.33)	0:38.21	+4
12	17	SET BEAT Luke Tarrant	12	63.4 1200m	0:11.54 1200m	1:28.83 [12] (0:14.45)	1:14.38 [12] (0:11.54)	1:02.84 [12] (0:11.92)	0:50.92 [12] (0:12.55)	0:38.37 [12] (0:12.34)	0:26.03 [12] (0:12.58)	0:38.37	+0

Scratched: Dark Tangent (#1), Apache Flash (#6), Honestyandloyalty (#9), Whiz By (#12), Coco Jewel (#15)

[] Ranking at each section and finish
 -:-:-:- No data available at this section
 NA No data available

SCN Saddle cloth number
 DNF Did not finish
 DNT Did not track



Sunshine Coast QLD Professional
Race 5: PARKLANDS TAVERN Maiden Handicap - 1400m
14 May 2023 - 13:38



Track Rating: Heavy 8, Weather: , Rail Position: +4m

Section							200m			Last 600m
Field Times							0:12.70			0:37.29
							(0:12.70)			
Rank	TAB	Horse/Jockey	Barrier	Top Speed [km/h]	Fastest Section	Margin			Distance Travelled [m]	
1	10	BIRMINGHAM Tegan Harrison	2	64.6 1200m	0:11.43 1200m	0:12.70 [1] (0:12.70)	1:26.45		0:36.84	
2	11	NICE WATER Corey Bayliss	4	64.3 Overall	0:11.64 1200m	0:12.77 [7] (0:12.77)	5.3L		0:37.01 -3	
3	7	IVANOV Ben Thompson	17	66.0 Overall	0:11.32 1200m	0:13.50 [2] (0:13.50)	6.3L		0:38.17 +5	
4	8	TAUPO TIGER Micheal Hellyer	11	64.0 1200m	0:11.42 1200m	0:13.10 [6] (0:13.10)	6.8L		0:37.57 +8	
5	2	HOW YA BEEN ANYWAY James Orman	7	64.3 1200m	0:11.61 1200m	0:12.94 [8] (0:12.94)	7.2L		0:37.47 +8	
6	5	SEVENTIES HIT Justin Huxtable	10	65.8 1200m	0:11.33 1200m	0:13.46 [5] (0:13.46)	8L		0:38.08 +0	
7	3	ORBIT Jake Bayliss	13	63.0 Overall	0:11.61 1200m	0:13.02 [9] (0:13.02)	9L		0:37.60 +9	
8	14	READY BY MIDNIGHT Montana Philpot	9	65.7 1200m	0:11.25 1200m	0:13.85 [3] (0:13.85)	9.1L		0:39.01 +0	
9	13	I AM REAL Damien Thornton	3	64.5 Overall	0:11.45 1200m	0:13.73 [4] (0:13.73)	9.2L		0:38.24 +5	
10	4	THE WELLIAN Angela Jones	8	66.0 Overall	0:11.50 1200m	0:13.00 [10] (0:13.00)	9.4L		0:37.67 +5	

Scratched: Dark Tangent (#1), Apache Flash (#6), Honestyandloyalty (#9), Whiz By (#12), Coco Jewel (#15)

[] Ranking at each section and finish
 -:-:- No data available at this section
 NA No data available
 SCN Saddle cloth number
 DNF Did not finish
 DNT Did not track



Sunshine Coast QLD Professional

Race 5: PARKLANDS TAVERN Maiden Handicap - 1400m

14 May 2023 - 13:38



Track Rating: Heavy 8, Weather: , Rail Position: +4m

Section							200m			Last 600m
Field Times							0:12.70 (0:12.70)			0:37.29
Rank	TAB	Horse/Jockey	Barrier	Top Speed [km/h]	Fastest Section	Margin			Distance Travelled [m]	
11	16	LICENCE TO THRILL Nathan Thomas	1	64.6 1200m	0:11.39 1200m	0:13.24 [11] (0:13.24)	10.2L		0:38.21	+4
12	17	SET BEAT Luke Tarrant	12	63.4 1200m	0:11.54 1200m	0:13.45 [12] (0:13.45)	13L		0:38.37	+0

Scratched: Dark Tangent (#1), Apache Flash (#6), Honestyandloyalty (#9), Whiz By (#12), Coco Jewel (#15)



Horse/Jockey Name	Birmingham
Final Rank	1
Fastest Section Time (Section)	0:11.43 (1200m)
Top Speed [km/h] (Section)	64.6 (1200m)
Race State	Finished



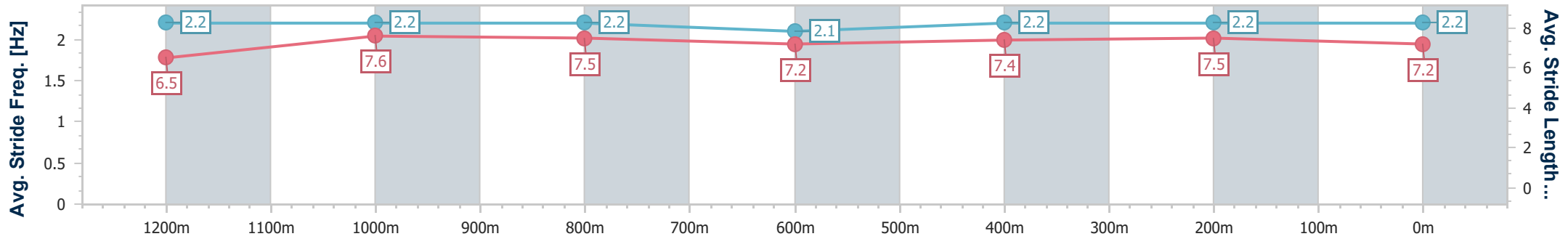
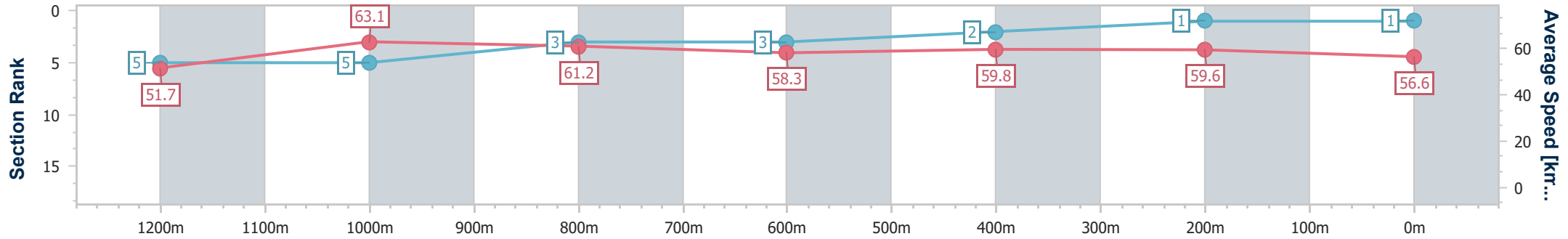
Sunshine Coast QLD Professional
Race 5: PARKLANDS TAVERN Maiden Handicap - 1400m



14 May 2023 - 13:38

Track Rating: Heavy 8, Weather: , Rail Position: +4m

Section	Overall	1200m	1000m	800m	600m	400m	200m
Section Times	1:26.45 [1] (0:13.90)	1:12.55 [5] (0:11.43)	1:01.12 [5] (0:11.84)	0:49.28 [3] (0:12.44)	0:36.84 [3] (0:12.06)	0:24.78 [2] (0:12.08)	0:12.70 [1] (0:12.70)
Average Speed [km/h]	51.7	63.1	61.2	58.3	59.8	59.6	56.6
Top Speed [km/h]	64.0	64.6	62.0	59.8	60.7	60.1	58.6
Avg. Dist. to Rail [m]	4.8	2.8	2.1	1.3	0.4	3.6	5.3
Avg. Stride Freq. [Hz]	2.2	2.2	2.2	2.1	2.2	2.2	2.2
Avg. Stride Length [m]	6.5	7.6	7.5	7.2	7.4	7.5	7.2



- [] Ranking at each section and finish
- .-.- No data available at this section
- NA No data available



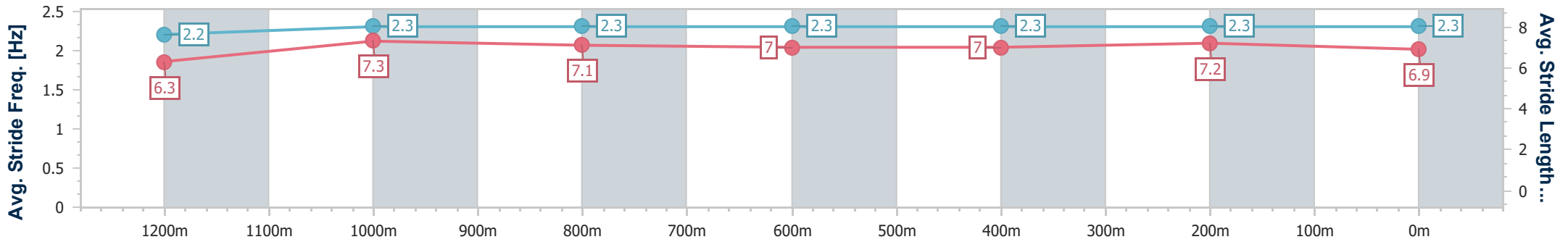
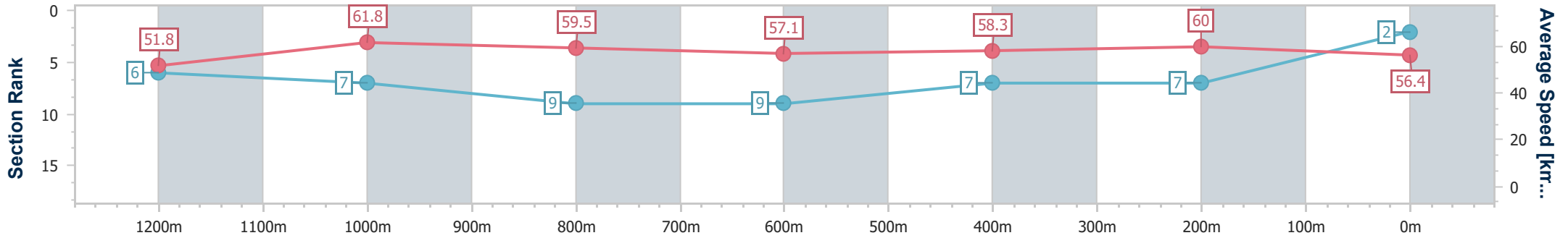
Horse/Jockey Name	Nice Water
Final Rank	2
Fastest Section Time (Section)	0:11.64 (1200m)
Top Speed [km/h] (Section)	64.3 (Overall)
Race State	Finished



Sunshine Coast QLD Professional
 Race 5: PARKLANDS TAVERN Maiden Handicap - 1400m
 14 May 2023 - 13:38
 Track Rating: Heavy 8, Weather: , Rail Position: +4m



Section	Overall	1200m	1000m	800m	600m	400m	200m
Section Times	1:27.36 [2] (0:13.92)	1:13.44 [6] (0:11.64)	1:01.80 [7] (0:12.22)	0:49.58 [9] (0:12.57)	0:37.01 [9] (0:12.24)	0:24.77 [7] (0:12.00)	0:12.77 [7] (0:12.77)
Average Speed [km/h]	51.8	61.8	59.5	57.1	58.3	60.0	56.4
Top Speed [km/h]	64.3	63.5	61.1	58.8	59.3	61.1	58.2
Avg. Dist. to Rail [m]	7.7	4.9	3.3	0.5	1.3	1.0	2.2
Avg. Stride Freq. [Hz]	2.2	2.3	2.3	2.3	2.3	2.3	2.3
Avg. Stride Length [m]	6.3	7.3	7.1	7.0	7.0	7.2	6.9



- [] Ranking at each section and finish
- .-.- No data available at this section
- NA No data available



Horse/Jockey Name	Ivanov
Final Rank	3
Fastest Section Time (Section)	0:11.32 (1200m)
Top Speed [km/h] (Section)	66.0 (Overall)
Race State	Finished



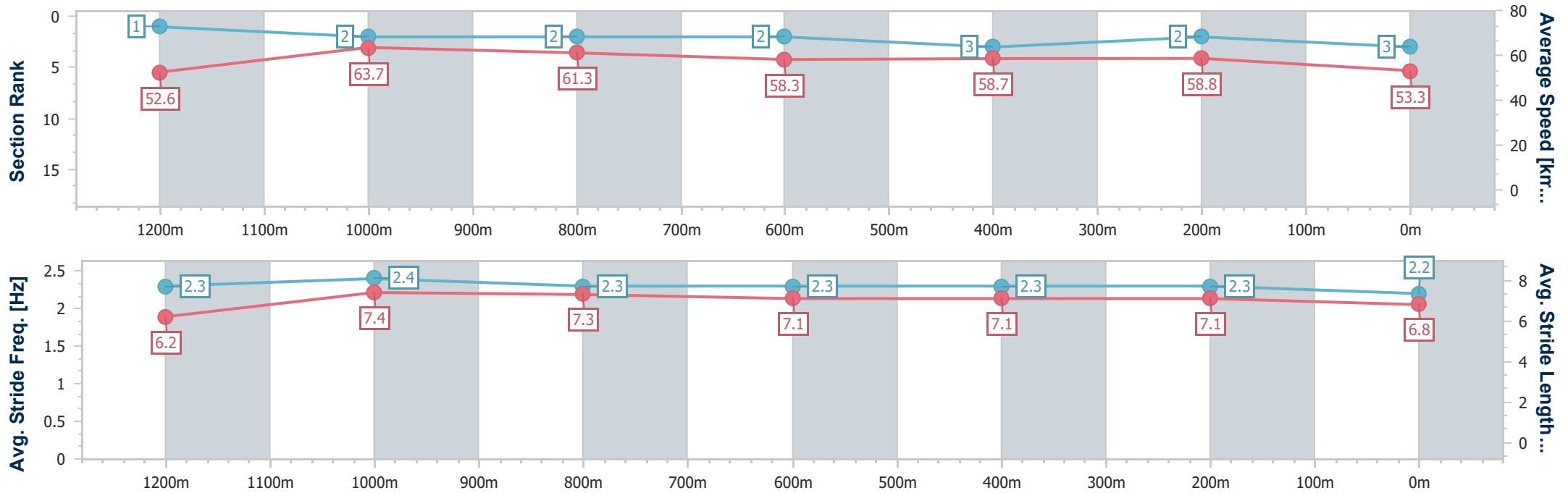
Sunshine Coast QLD Professional
Race 5: PARKLANDS TAVERN Maiden Handicap - 1400m



14 May 2023 - 13:38

Track Rating: Heavy 8, Weather: , Rail Position: +4m

Section	Overall	1200m	1000m	800m	600m	400m	200m
Section Times	1:27.56 [3] (0:13.67)	1:13.89 [1] (0:11.32)	1:02.57 [2] (0:11.85)	0:50.72 [2] (0:12.55)	0:38.17 [2] (0:12.42)	0:25.75 [3] (0:12.25)	0:13.50 [2] (0:13.50)
Average Speed [km/h]	52.6	63.7	61.3	58.3	58.7	58.8	53.3
Top Speed [km/h]	66.0	65.8	62.1	60.2	60.2	60.6	56.5
Avg. Dist. to Rail [m]	14.1	9.3	5.0	2.8	1.9	4.6	6.1
Avg. Stride Freq. [Hz]	2.3	2.4	2.3	2.3	2.3	2.3	2.2
Avg. Stride Length [m]	6.2	7.4	7.3	7.1	7.1	7.1	6.8



- [] Ranking at each section and finish
- .-.- No data available at this section
- NA No data available



Horse/Jockey Name	Taupo Tiger
Final Rank	4
Fastest Section Time (Section)	0:11.42 (1200m)
Top Speed [km/h] (Section)	64.0 (1200m)
Race State	Finished



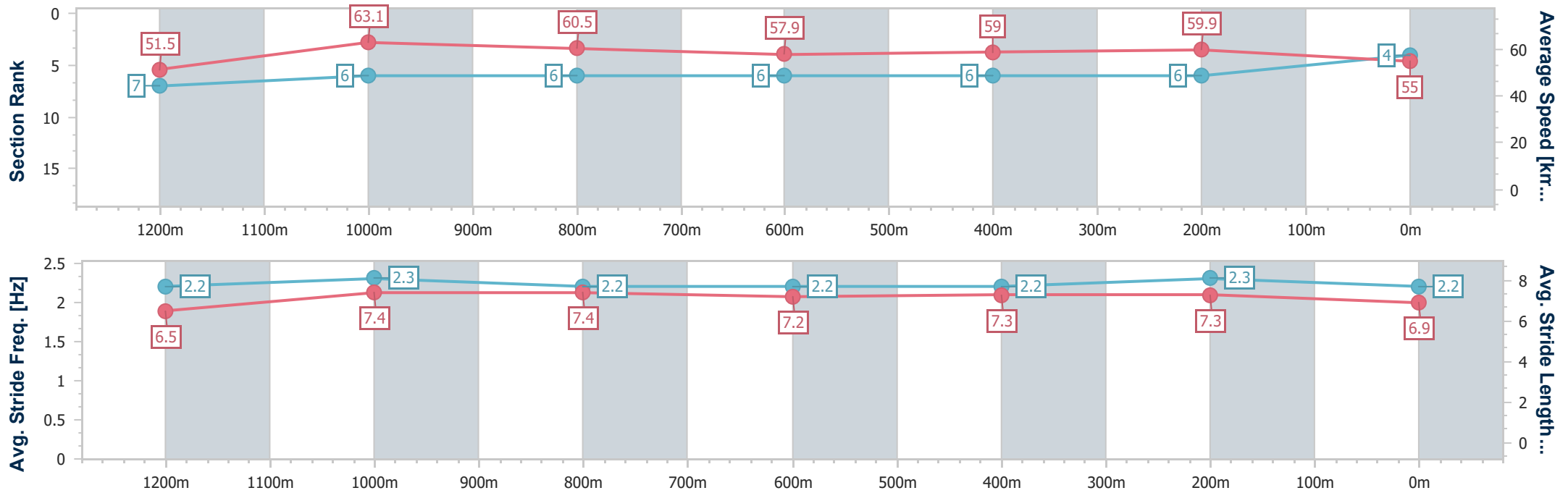
Sunshine Coast QLD Professional
Race 5: PARKLANDS TAVERN Maiden Handicap - 1400m



14 May 2023 - 13:38

Track Rating: Heavy 8, Weather: , Rail Position: +4m

Section	Overall	1200m	1000m	800m	600m	400m	200m
Section Times	1:27.69 [4] (0:13.95)	1:13.74 [7] (0:11.42)	1:02.32 [6] (0:12.04)	0:50.28 [6] (0:12.71)	0:37.57 [6] (0:12.46)	0:25.11 [6] (0:12.01)	0:13.10 [6] (0:13.10)
Average Speed [km/h]	51.5	63.1	60.5	57.9	59.0	59.9	55.0
Top Speed [km/h]	63.9	64.0	61.6	58.9	59.4	60.6	58.4
Avg. Dist. to Rail [m]	12.1	7.0	4.6	3.9	3.5	7.7	9.4
Avg. Stride Freq. [Hz]	2.2	2.3	2.2	2.2	2.2	2.3	2.2
Avg. Stride Length [m]	6.5	7.4	7.4	7.2	7.3	7.3	6.9



- [] Ranking at each section and finish
- .-.- No data available at this section
- NA No data available



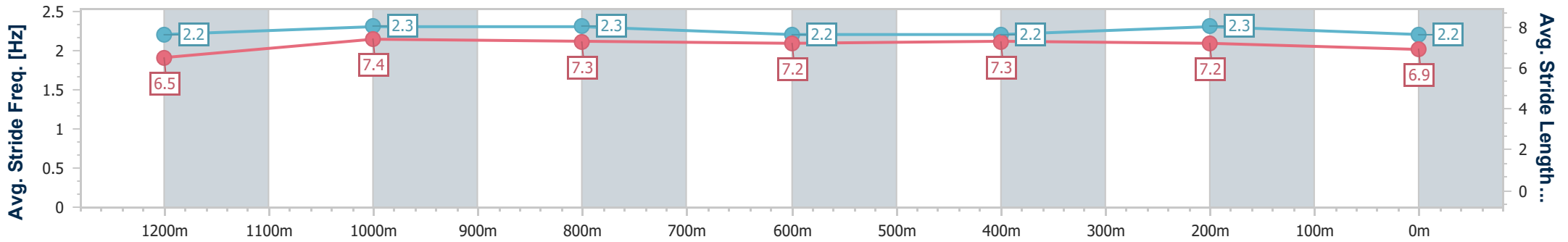
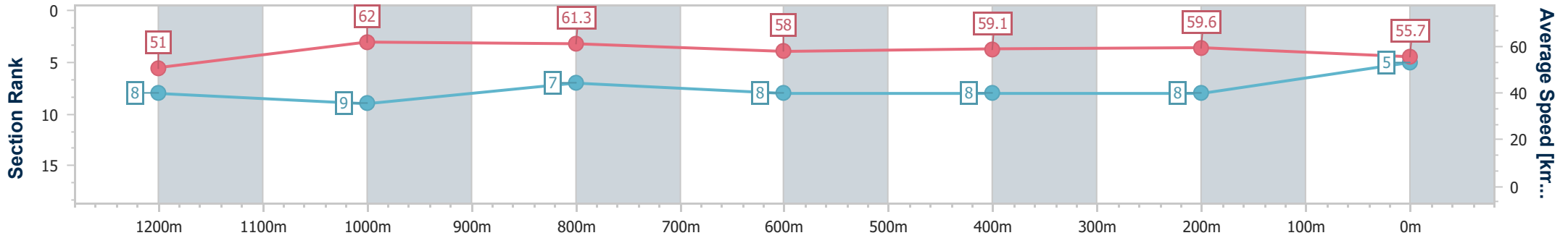
Horse/Jockey Name	How Ya Been Anyway
Final Rank	5
Fastest Section Time (Section)	0:11.61 (1200m)
Top Speed [km/h] (Section)	64.3 (1200m)
Race State	Finished



Sunshine Coast QLD Professional
 Race 5: PARKLANDS TAVERN Maiden Handicap - 1400m
 14 May 2023 - 13:38
 Track Rating: Heavy 8, Weather: , Rail Position: +4m



Section	Overall	1200m	1000m	800m	600m	400m	200m
Section Times	1:27.79 [5] (0:14.15)	1:13.64 [8] (0:11.61)	1:02.03 [9] (0:11.89)	0:50.14 [7] (0:12.67)	0:37.47 [8] (0:12.44)	0:25.03 [8] (0:12.09)	0:12.94 [8] (0:12.94)
Average Speed [km/h]	51.0	62.0	61.3	58.0	59.1	59.6	55.7
Top Speed [km/h]	63.4	64.3	62.4	59.7	60.5	61.0	58.2
Avg. Dist. to Rail [m]	7.8	4.8	4.5	3.4	3.7	8.6	9.9
Avg. Stride Freq. [Hz]	2.2	2.3	2.3	2.2	2.2	2.3	2.2
Avg. Stride Length [m]	6.5	7.4	7.3	7.2	7.3	7.2	6.9



- [] Ranking at each section and finish
- .-.- No data available at this section
- NA No data available



Horse/Jockey Name	Seventies Hit
Final Rank	6
Fastest Section Time (Section)	0:11.33 (1200m)
Top Speed [km/h] (Section)	65.8 (1200m)
Race State	Finished



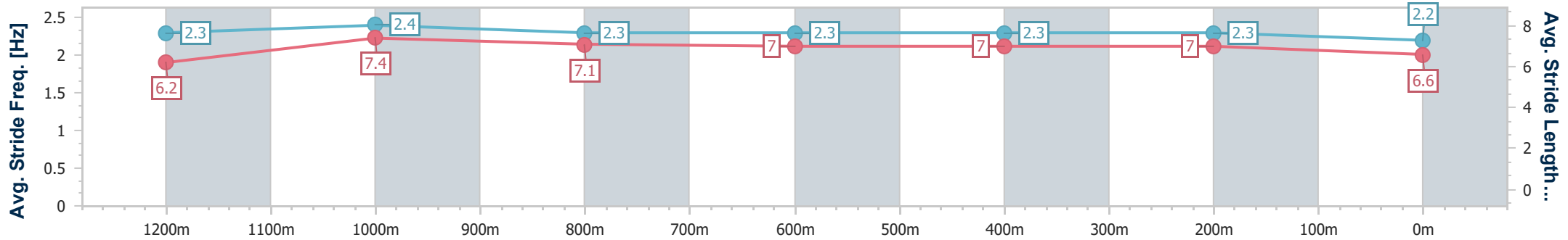
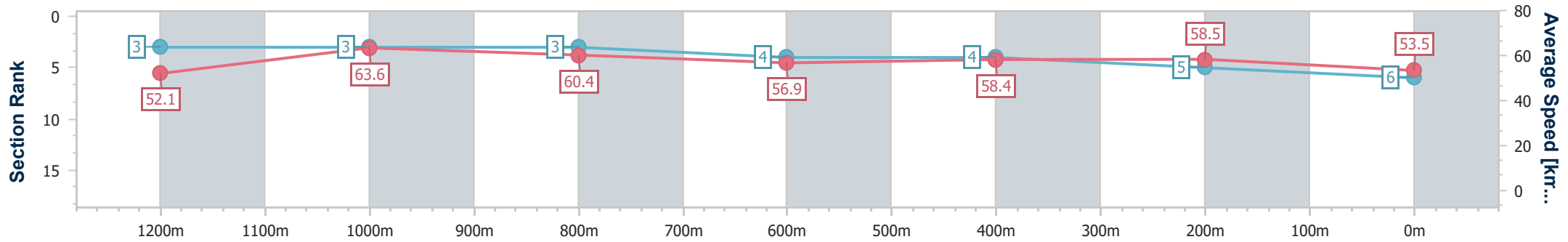
Sunshine Coast QLD Professional
 Race 5: PARKLANDS TAVERN Maiden Handicap - 1400m



14 May 2023 - 13:38

Track Rating: Heavy 8, Weather: , Rail Position: +4m

Section	Overall	1200m	1000m	800m	600m	400m	200m
Section Times	1:27.95 [6] (0:13.81)	1:14.14 [3] (0:11.33)	1:02.81 [3] (0:12.01)	0:50.80 [3] (0:12.72)	0:38.08 [4] (0:12.32)	0:25.76 [4] (0:12.30)	0:13.46 [5] (0:13.46)
Average Speed [km/h]	52.1	63.6	60.4	56.9	58.4	58.5	53.5
Top Speed [km/h]	65.2	65.8	62.4	58.9	59.2	60.2	56.4
Avg. Dist. to Rail [m]	11.0	6.6	3.4	1.0	0.5	3.4	5.8
Avg. Stride Freq. [Hz]	2.3	2.4	2.3	2.3	2.3	2.3	2.2
Avg. Stride Length [m]	6.2	7.4	7.1	7.0	7.0	7.0	6.6



- [] Ranking at each section and finish
- .-.- No data available at this section
- NA No data available



Horse/Jockey Name	Orbit
Final Rank	7
Fastest Section Time (Section)	0:11.61 (1200m)
Top Speed [km/h] (Section)	63.0 (Overall)
Race State	Finished



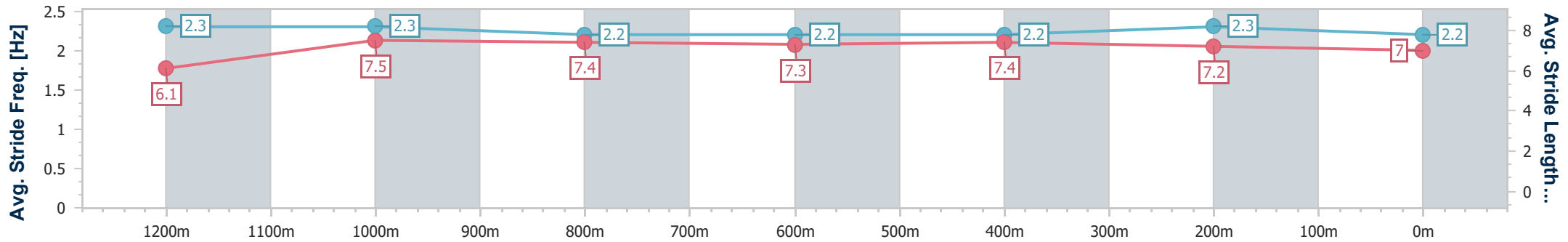
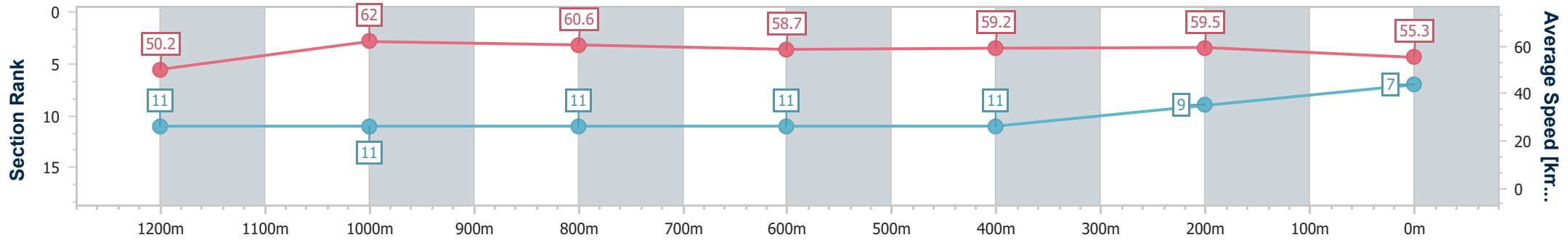
Sunshine Coast QLD Professional
Race 5: PARKLANDS TAVERN Maiden Handicap - 1400m



14 May 2023 - 13:38

Track Rating: Heavy 8, Weather: , Rail Position: +4m

Section	Overall	1200m	1000m	800m	600m	400m	200m
Section Times	1:28.14 [7] (0:14.36)	1:13.78 [11] (0:11.61)	1:02.17 [11] (0:12.01)	0:50.16 [11] (0:12.56)	0:37.60 [11] (0:12.45)	0:25.15 [11] (0:12.13)	0:13.02 [9] (0:13.02)
Average Speed [km/h]	50.2	62.0	60.6	58.7	59.2	59.5	55.3
Top Speed [km/h]	63.0	62.9	62.3	59.6	60.5	60.8	57.8
Avg. Dist. to Rail [m]	12.3	4.3	3.7	3.7	4.4	8.0	9.5
Avg. Stride Freq. [Hz]	2.3	2.3	2.2	2.2	2.2	2.3	2.2
Avg. Stride Length [m]	6.1	7.5	7.4	7.3	7.4	7.2	7.0



- [] Ranking at each section and finish
- .-.- No data available at this section
- NA No data available



Horse/Jockey Name	Ready By Midnight
Final Rank	8
Fastest Section Time (Section)	0:11.25 (1200m)
Top Speed [km/h] (Section)	65.7 (1200m)
Race State	Finished



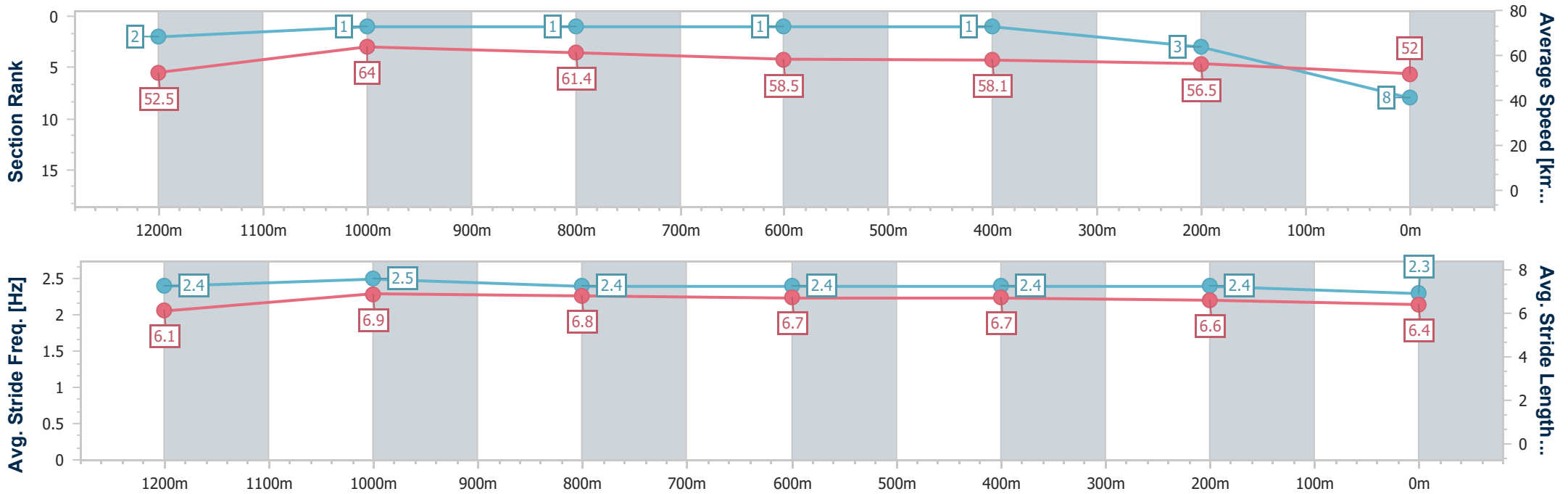
Sunshine Coast QLD Professional
 Race 5: PARKLANDS TAVERN Maiden Handicap - 1400m



14 May 2023 - 13:38

Track Rating: Heavy 8, Weather: , Rail Position: +4m

Section	Overall	1200m	1000m	800m	600m	400m	200m
Section Times	1:28.17 [8] (0:13.72)	1:14.45 [2] (0:11.25)	1:03.20 [1] (0:11.78)	0:51.42 [1] (0:12.41)	0:39.01 [1] (0:12.41)	0:26.60 [1] (0:12.75)	0:13.85 [3] (0:13.85)
Average Speed [km/h]	52.5	64.0	61.4	58.5	58.1	56.5	52.0
Top Speed [km/h]	65.6	65.7	62.1	60.0	59.0	57.8	54.4
Avg. Dist. to Rail [m]	9.9	5.2	2.1	1.4	0.3	1.5	4.3
Avg. Stride Freq. [Hz]	2.4	2.5	2.4	2.4	2.4	2.4	2.3
Avg. Stride Length [m]	6.1	6.9	6.8	6.7	6.7	6.6	6.4



- [] Ranking at each section and finish
- .-.-.- No data available at this section
- NA No data available



Horse/Jockey Name	I Am Real
Final Rank	9
Fastest Section Time (Section)	0:11.45 (1200m)
Top Speed [km/h] (Section)	64.5 (Overall)
Race State	Finished



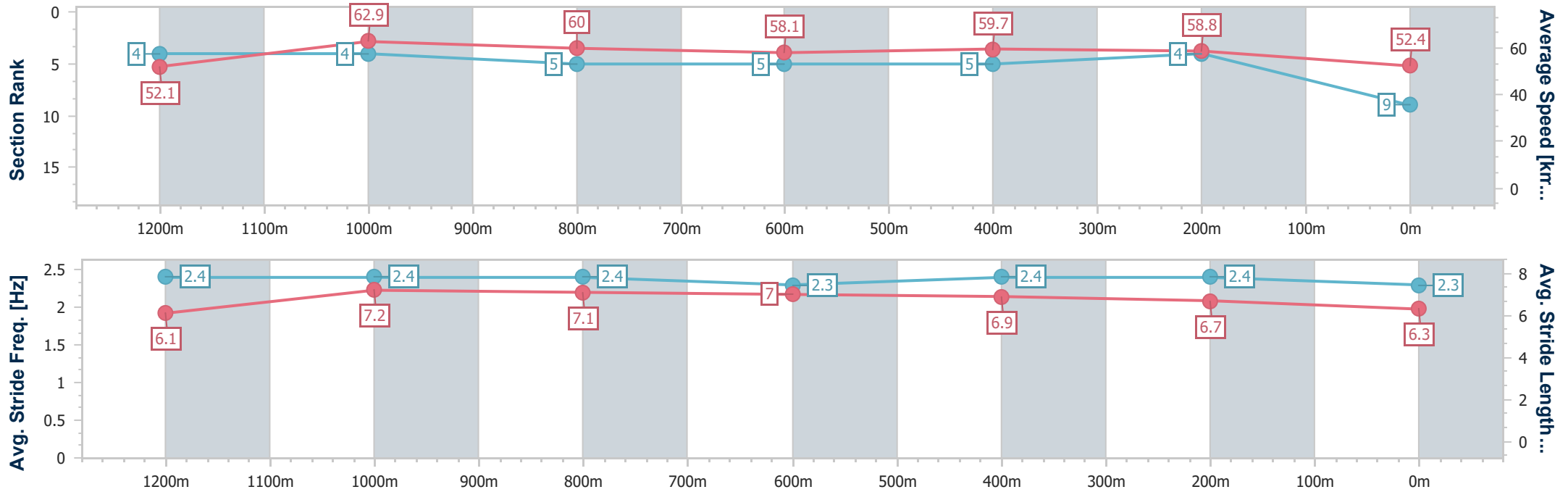
Sunshine Coast QLD Professional
Race 5: PARKLANDS TAVERN Maiden Handicap - 1400m



14 May 2023 - 13:38

Track Rating: Heavy 8, Weather: , Rail Position: +4m

Section	Overall	1200m	1000m	800m	600m	400m	200m
Section Times	1:28.17 [9] (0:13.81)	1:14.36 [4] (0:11.45)	1:02.91 [4] (0:12.13)	0:50.78 [5] (0:12.54)	0:38.24 [5] (0:12.26)	0:25.98 [5] (0:12.25)	0:13.73 [4] (0:13.73)
Average Speed [km/h]	52.1	62.9	60.0	58.1	59.7	58.8	52.4
Top Speed [km/h]	64.5	64.4	62.0	59.3	60.7	60.2	57.2
Avg. Dist. to Rail [m]	6.2	4.8	3.6	2.4	2.5	5.9	8.4
Avg. Stride Freq. [Hz]	2.4	2.4	2.4	2.3	2.4	2.4	2.3
Avg. Stride Length [m]	6.1	7.2	7.1	7.0	6.9	6.7	6.3



- [] Ranking at each section and finish
- .-.- No data available at this section
- NA No data available



Horse/Jockey Name	The Wellian
Final Rank	10
Fastest Section Time (Section)	0:11.50 (1200m)
Top Speed [km/h] (Section)	66.0 (Overall)
Race State	Finished



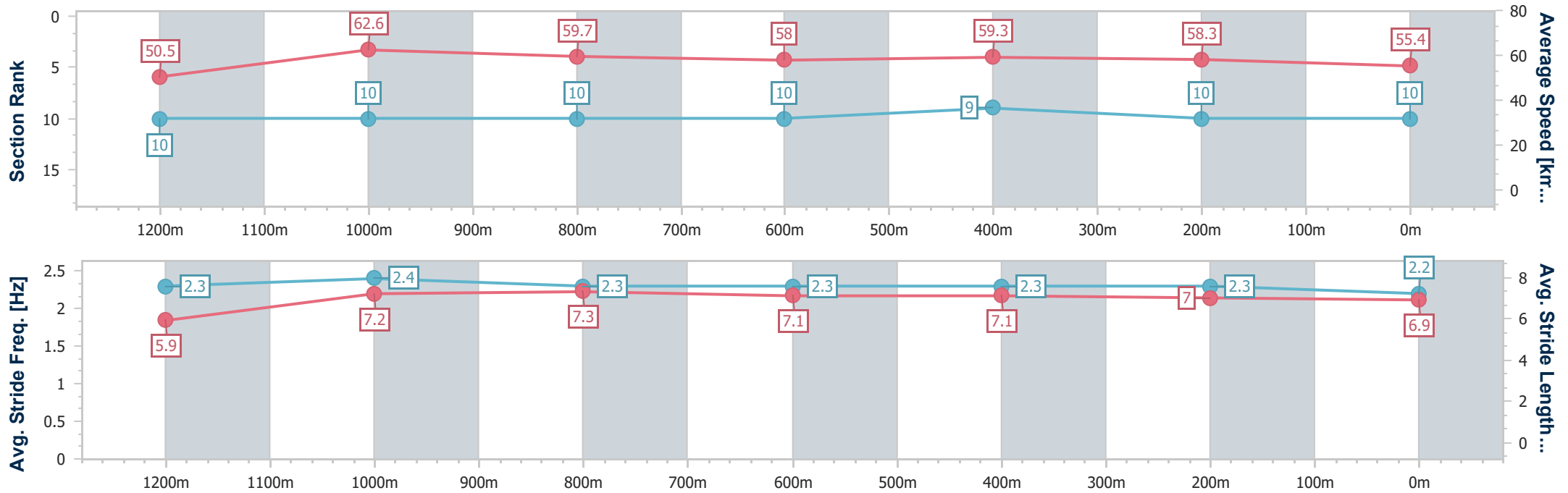
Sunshine Coast QLD Professional
Race 5: PARKLANDS TAVERN Maiden Handicap - 1400m



14 May 2023 - 13:38

Track Rating: Heavy 8, Weather: , Rail Position: +4m

Section	Overall	1200m	1000m	800m	600m	400m	200m
Section Times	1:28.20 [10] (0:14.27)	1:13.93 [10] (0:11.50)	1:02.43 [10] (0:12.18)	0:50.25 [10] (0:12.58)	0:37.67 [10] (0:12.32)	0:25.35 [9] (0:12.35)	0:13.00 [10] (0:13.00)
Average Speed [km/h]	50.5	62.6	59.7	58.0	59.3	58.3	55.4
Top Speed [km/h]	66.0	65.8	61.4	59.2	60.2	59.1	57.8
Avg. Dist. to Rail [m]	7.5	4.5	3.8	2.5	2.3	5.3	6.5
Avg. Stride Freq. [Hz]	2.3	2.4	2.3	2.3	2.3	2.3	2.2
Avg. Stride Length [m]	5.9	7.2	7.3	7.1	7.1	7.0	6.9



- [] Ranking at each section and finish
- .-.- No data available at this section
- NA No data available



Horse/Jockey Name	Licence To Thrill
Final Rank	11
Fastest Section Time (Section)	0:11.39 (1200m)
Top Speed [km/h] (Section)	64.6 (1200m)
Race State	Finished



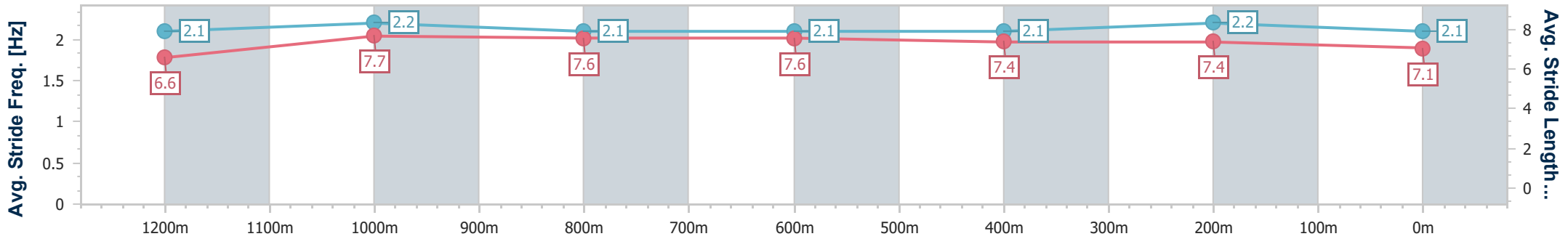
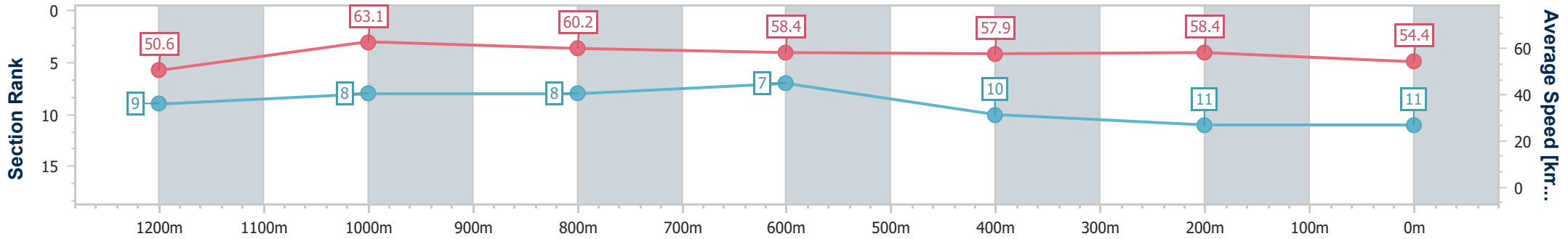
Sunshine Coast QLD Professional
Race 5: PARKLANDS TAVERN Maiden Handicap - 1400m



14 May 2023 - 13:38

Track Rating: Heavy 8, Weather: , Rail Position: +4m

Section	Overall	1200m	1000m	800m	600m	400m	200m
Section Times	1:28.36 [11] (0:14.23)	1:14.13 [9] (0:11.39)	1:02.74 [8] (0:12.05)	0:50.69 [8] (0:12.48)	0:38.21 [7] (0:12.64)	0:25.57 [10] (0:12.33)	0:13.24 [11] (0:13.24)
Average Speed [km/h]	50.6	63.1	60.2	58.4	57.9	58.4	54.4
Top Speed [km/h]	63.5	64.6	61.6	59.1	58.6	59.3	57.5
Avg. Dist. to Rail [m]	4.0	2.5	2.2	2.2	2.7	3.2	3.6
Avg. Stride Freq. [Hz]	2.1	2.2	2.1	2.1	2.1	2.2	2.1
Avg. Stride Length [m]	6.6	7.7	7.6	7.6	7.4	7.4	7.1



- [] Ranking at each section and finish
- .-.- No data available at this section
- NA No data available



Horse/Jockey Name	Set Beat
Final Rank	12
Fastest Section Time (Section)	0:11.54 (1200m)
Top Speed [km/h] (Section)	63.4 (1200m)
Race State	Finished



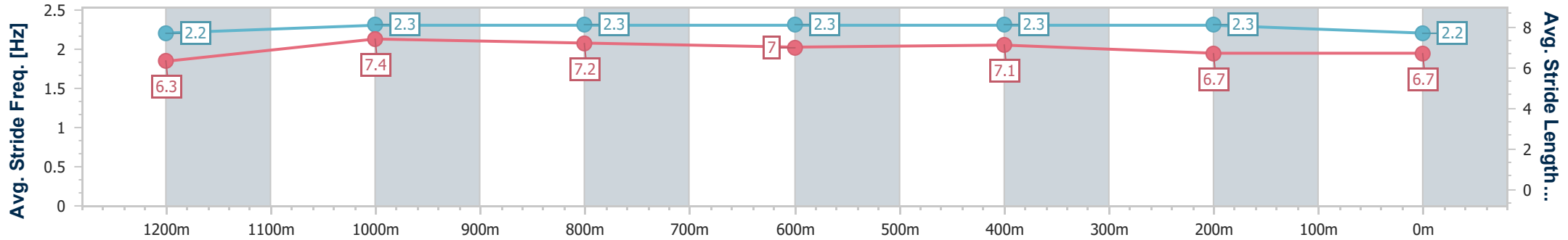
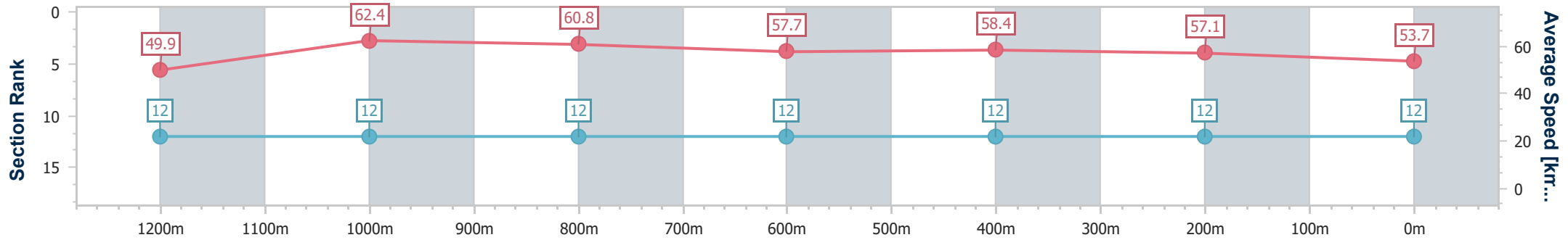
Sunshine Coast QLD Professional
Race 5: PARKLANDS TAVERN Maiden Handicap - 1400m



14 May 2023 - 13:38

Track Rating: Heavy 8, Weather: , Rail Position: +4m

Section	Overall	1200m	1000m	800m	600m	400m	200m
Section Times	1:28.83 [12] (0:14.45)	1:14.38 [12] (0:11.54)	1:02.84 [12] (0:11.92)	0:50.92 [12] (0:12.55)	0:38.37 [12] (0:12.34)	0:26.03 [12] (0:12.58)	0:13.45 [12] (0:13.45)
Average Speed [km/h]	49.9	62.4	60.8	57.7	58.4	57.1	53.7
Top Speed [km/h]	61.9	63.4	61.3	59.6	58.7	60.7	60.0
Avg. Dist. to Rail [m]	11.2	3.7	2.2	1.1	0.2	1.0	1.4
Avg. Stride Freq. [Hz]	2.2	2.3	2.3	2.3	2.3	2.3	2.2
Avg. Stride Length [m]	6.3	7.4	7.2	7.0	7.1	6.7	6.7



- [] Ranking at each section and finish
- .-.- No data available at this section
- NA No data available