



# Aquis Park Gold Coast Poly QLD Professional

## Race 8: ARI MAIN BEACH BENCHMARK 55 Handicap - 1540m



13 May 2023 - 16:19

Track Rating: Synthetic, Weather: Fine, Rail Position: True

Section	Field Times	Overall	1400m	1200m	1000m	800m	600m	400m	Last 600m				
		1:33.87 (0:10.27)	1:23.60 (0:11.32)	1:12.28 (0:11.68)	1:00.60 (0:11.94)	0:48.66 (0:12.18)	0:36.48 (0:11.99)	0:24.49 (0:12.19)	0:36.48				
Rank	TAB Horse/Jockey	Barrier	Top Speed [km/h]	Fastest Section	Overall	1400m	1200m	1000m	800m	600m	400m	Last 600m	Distance Travelled [m]
1	3 AGENT OF MAYHEM Jag Guthmann-Chester	6	64.9	0:10.96	1:33.87 [1] (0:10.96)	1:22.91 [9] (0:11.80)	1:11.11 [8] (0:11.35)	0:59.76 [8] (0:11.89)	0:47.87 [7] (0:11.79)	0:36.08 [6] (0:11.83)	0:24.25 [5] (0:12.05)	0:36.08	
2	7 DAMIANI Stacey Callow	8	65.7	0:10.57	1:34.27 [2] (0:10.57)	1:23.70 [5] (0:11.49)	1:12.21 [3] (0:11.45)	1:00.76 [3] (0:11.97)	0:48.79 [3] (0:12.00)	0:36.79 [3] (0:11.90)	0:24.89 [1] (0:12.19)	0:36.79	+8
3	1 STORMTROOPER Sariah Champkin	11	65.4	0:10.29	1:34.35 [3] (0:10.29)	1:24.06 [2] (0:11.54)	1:12.52 [2] (0:11.60)	1:00.92 [2] (0:11.94)	0:48.98 [2] (0:12.02)	0:36.96 [1] (0:12.00)	0:24.96 [2] (0:12.28)	0:36.96	+4
4	9 MIDNIGHT BOOM Michael Cahill	2	64.1	0:10.45	1:34.58 [4] (0:10.45)	1:24.13 [4] (0:11.76)	1:12.37 [5] (0:11.66)	1:00.71 [6] (0:12.06)	0:48.65 [6] (0:11.86)	0:36.79 [5] (0:11.74)	0:25.05 [3] (0:12.27)	0:36.79	-1
5	10 GRATSIE Tessa Townsend	10	63.9	0:10.87	1:34.90 [5] (0:10.87)	1:24.03 [8] (0:11.98)	1:12.05 [9] (0:11.48)	1:00.57 [9] (0:11.93)	0:48.64 [9] (0:11.84)	0:36.80 [9] (0:11.93)	0:24.87 [8] (0:12.22)	0:36.80	+11
6	8 ICE ELITE Yvette Lewis	7	64.3	0:11.32	1:34.91 [6] (0:11.32)	1:23.59 [11] (0:11.86)	1:11.73 [11] (0:11.34)	1:00.39 [10] (0:11.91)	0:48.48 [10] (0:11.62)	0:36.86 [8] (0:12.04)	0:24.82 [9] (0:12.26)	0:36.86	-8
7	2 FREEDOM AVENUE Jackson Morris	12	64.3	0:11.07	1:34.93 [7] (0:11.07)	1:23.86 [10] (0:12.03)	1:11.83 [10] (0:11.49)	1:00.34 [11] (0:11.99)	0:48.35 [11] (0:11.79)	0:36.56 [11] (0:11.86)	0:24.70 [11] (0:12.30)	0:36.56	+2
8	4 METAL ROCK Bailey Wheeler	1	64.9	0:10.78	1:35.21 [8] (0:10.78)	1:24.43 [7] (0:11.56)	1:12.87 [6] (0:11.40)	1:01.47 [4] (0:12.14)	0:49.33 [5] (0:11.95)	0:37.38 [7] (0:11.76)	0:25.62 [4] (0:12.28)	0:37.38	+10
9	5 DANEROCK Nathan Thomas	3	63.6	0:10.39	1:35.30 [9] (0:10.39)	1:24.91 [3] (0:11.68)	1:13.23 [4] (0:11.69)	1:01.54 [5] (0:11.97)	0:49.57 [4] (0:11.96)	0:37.61 [4] (0:12.26)	0:25.35 [7] (0:12.52)	0:37.61	-3
10	11 MARNIE'S STAR Georgina Cartwright	9	64.5	0:10.73	1:35.77 [10] (0:10.73)	1:25.04 [6] (0:11.75)	1:13.29 [7] (0:11.56)	1:01.73 [7] (0:12.05)	0:49.68 [8] (0:12.03)	0:37.65 [10] (0:12.08)	0:25.57 [10] (0:12.64)	0:37.65	+5

Scratched: My Zebrinka (#12)

Report Created: Sat 13 May 2023 16:34 GMT+10 (Note: Timing is based on position data)

Page 1/15

[ ] Ranking at each section and finish  
 -:-:- No data available at this section  
 NA No data available  
 SCN Saddle cloth number  
 DNF Did not finish  
 DNT Did not track

data processed by TRIPLESDATA



**Aquis Park Gold Coast Poly QLD Professional**  
**Race 8: ARI MAIN BEACH BENCHMARK 55 Handicap - 1540m**  
**13 May 2023 - 16:19**



Track Rating: Synthetic, Weather: Fine, Rail Position: True

Section	Overall	1400m	1200m	1000m	800m	600m	400m	Last 600m						
Field Times	1:33.87 (0:10.27)	1:23.60 (0:11.32)	1:12.28 (0:11.68)	1:00.60 (0:11.94)	0:48.66 (0:12.18)	0:36.48 (0:11.99)	0:24.49 (0:12.19)	0:36.48						
Rank	TAB	Horse/Jockey	Barrier	Top Speed [km/h]	Fastest Section				Distance Travelled [m]					
11	6	LA FUSEE Paul Hammersley	4	65.5 1400m	0:10.27 Overall	1:37.55 [11] (0:10.27)	1:27.28 [1] (0:11.32)	1:15.96 [1] (0:11.68)	1:04.28 [1] (0:11.94)	0:52.34 [1] (0:12.18)	0:40.16 [2] (0:12.36)	0:27.80 [6] (0:13.04)	0:40.16	+0

Scratched: My Zebrinka (#12)

[ ] Ranking at each section and finish  
 -:-:- No data available at this section  
 NA No data available

SCN Saddle cloth number  
 DNF Did not finish  
 DNT Did not track



**Aquis Park Gold Coast Poly QLD Professional**  
**Race 8: ARI MAIN BEACH BENCHMARK 55 Handicap - 1540m**  
**13 May 2023 - 16:19**



Track Rating: Synthetic, Weather: Fine, Rail Position: True

Section				200m				Last 600m	
Field Times				0:12.30 (0:12.30)				0:36.48	
Rank	TAB	Horse/Jockey	Barrier	Top Speed [km/h]	Fastest Section	Margin			Distance Travelled [m]
1	3	<b>AGENT OF MAYHEM</b> Jag Guthmann-Chester	6	64.9 1200m	0:10.96 Overall	0:12.20 [2] (0:12.20)	1:33.87		0:36.08
2	7	<b>DAMIANI</b> Stacey Callow	8	65.7 1200m	0:10.57 Overall	0:12.70 [1] (0:12.70)	2.3L		0:36.79 +8
3	1	<b>STORMTROOPER</b> Sariah Champkin	11	65.4 1400m	0:10.29 Overall	0:12.68 [3] (0:12.68)	2.7L		0:36.96 +4
4	9	<b>MIDNIGHT BOOM</b> Michael Cahill	2	64.1 800m	0:10.45 Overall	0:12.78 [4] (0:12.78)	4L		0:36.79 -1
5	10	<b>GRATSIE</b> Tessa Townsend	10	63.9 1200m	0:10.87 Overall	0:12.65 [6] (0:12.65)	5.8L		0:36.80 +11
6	8	<b>ICE ELITE</b> Yvette Lewis	7	64.3 1200m	0:11.32 Overall	0:12.56 [7] (0:12.56)	5.9L		0:36.86 -8
7	2	<b>FREEDOM AVENUE</b> Jackson Morris	12	64.3 1200m	0:11.07 Overall	0:12.40 [9] (0:12.40)	6L		0:36.56 +2
8	4	<b>METAL ROCK</b> Bailey Wheeler	1	64.9 1200m	0:10.78 Overall	0:13.34 [5] (0:13.34)	7.5L		0:37.38 +10
9	5	<b>DANEROCK</b> Nathan Thomas	3	63.6 Overall	0:10.39 Overall	0:12.83 [8] (0:12.83)	8L		0:37.61 -3
10	11	<b>MARNIE'S STAR</b> Georgina Cartwright	9	64.5 1200m	0:10.73 Overall	0:12.93 [11] (0:12.93)	10.8L		0:37.65 +5

Scratched: My Zebrinka (#12)



**Aquis Park Gold Coast Poly QLD Professional**  
**Race 8: ARI MAIN BEACH BENCHMARK 55 Handicap - 1540m**  
**13 May 2023 - 16:19**



Track Rating: Synthetic, Weather: Fine, Rail Position: True

Section				200m				Last 600m	
Field Times				0:12.30 (0:12.30)				0:36.48	
Rank	TAB	Horse/Jockey	Barrier	Top Speed [km/h]	Fastest Section	Margin		Distance Travelled [m]	
11	6	LA FUSEE	4	65.5	0:10.27	0:14.76 [10]	21.1L	0:40.16	+0
		Paul Hammersley		1400m	Overall	(0:14.76)			

Scratched: My Zebrinka (#12)

[ ] Ranking at each section and finish  
 -:-:- No data available at this section  
 NA No data available

SCN Saddle cloth number  
 DNF Did not finish  
 DNT Did not track



Horse/Jockey Name	Agent Of Mayhem
Final Rank	1
Fastest Section Time (Section)	0:10.96 (Overall)
Top Speed [km/h] (Section)	64.9 (1200m)
Race State	Finished



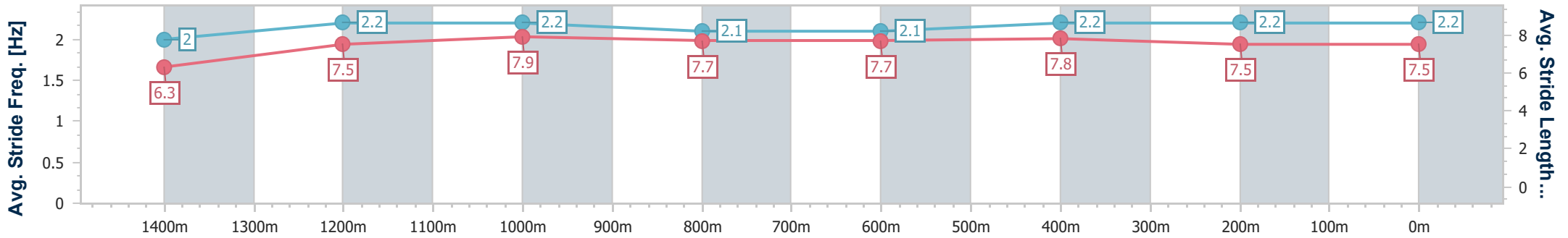
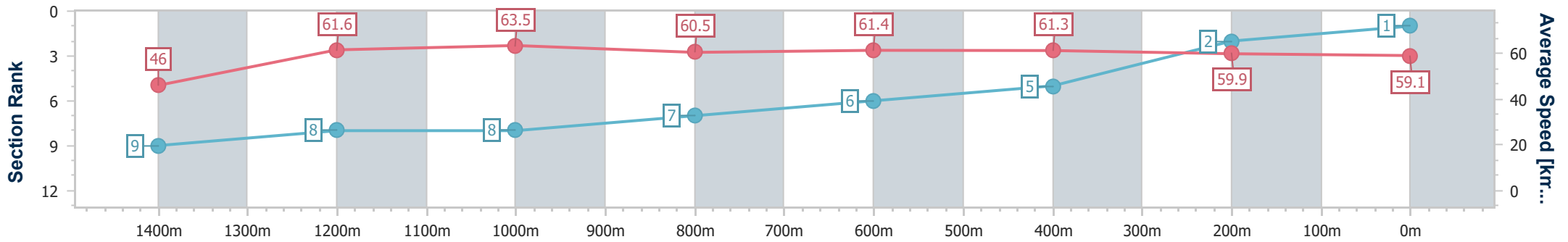
Aquis Park Gold Coast Poly QLD Professional  
Race 8: ARI MAIN BEACH BENCHMARK 55 Handicap - 1540m



13 May 2023 - 16:19

Track Rating: Synthetic, Weather: Fine, Rail Position: True

Section	Overall	1400m	1200m	1000m	800m	600m	400m	200m
Section Times	1:33.87 [1] (0:10.96)	1:22.91 [9] (0:11.80)	1:11.11 [8] (0:11.35)	0:59.76 [8] (0:11.89)	0:47.87 [7] (0:11.79)	0:36.08 [6] (0:11.83)	0:24.25 [5] (0:12.05)	0:12.20 [2] (0:12.20)
Average Speed [km/h]	46.0	61.6	63.5	60.5	61.4	61.3	59.9	59.1
Top Speed [km/h]	61.2	64.2	64.9	61.3	62.2	61.9	60.8	60.6
Avg. Dist. to Rail [m]	5.1	1.5	1.0	0.5	0.9	1.7	2.0	2.3
Avg. Stride Freq. [Hz]	2.0	2.2	2.2	2.1	2.1	2.2	2.2	2.2
Avg. Stride Length [m]	6.3	7.5	7.9	7.7	7.7	7.8	7.5	7.5



- [ ] Ranking at each section and finish
- .-.- No data available at this section
- NA No data available



Horse/Jockey Name	Damiani
Final Rank	2
Fastest Section Time (Section)	0:10.57 (Overall)
Top Speed [km/h] (Section)	65.7 (1200m)
Race State	Finished



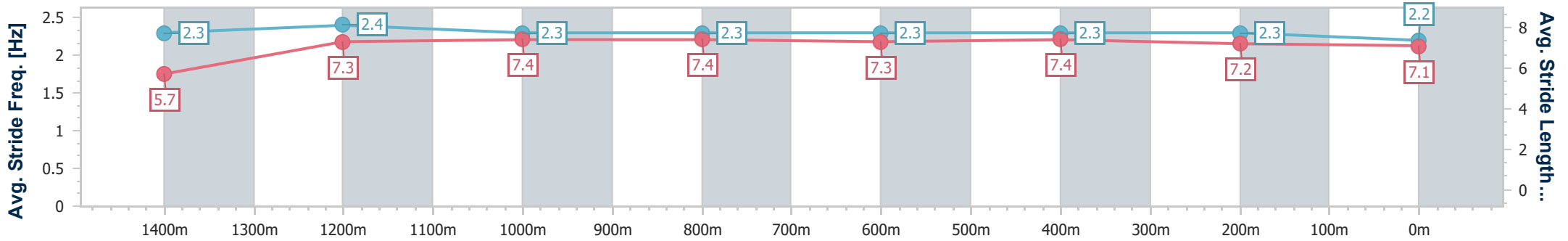
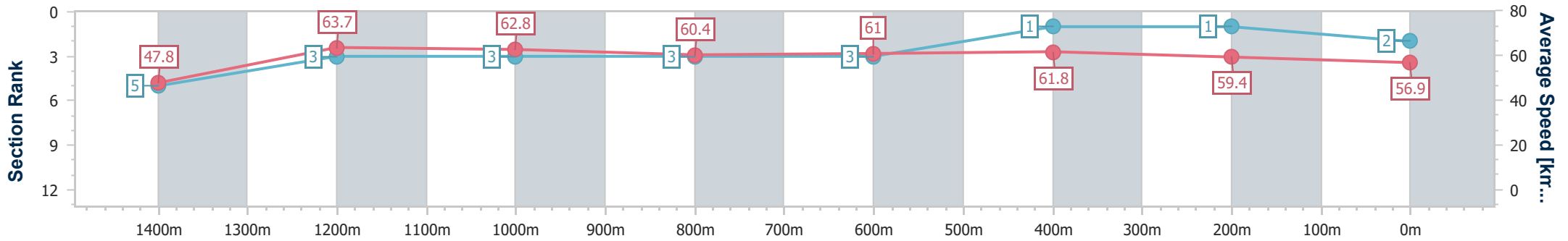
Aquis Park Gold Coast Poly QLD Professional  
Race 8: ARI MAIN BEACH BENCHMARK 55 Handicap - 1540m



13 May 2023 - 16:19

Track Rating: Synthetic, Weather: Fine, Rail Position: True

Section	Overall	1400m	1200m	1000m	800m	600m	400m	200m
Section Times	1:34.27 [2] (0:10.57)	1:23.70 [5] (0:11.49)	1:12.21 [3] (0:11.45)	1:00.76 [3] (0:11.97)	0:48.79 [3] (0:12.00)	0:36.79 [3] (0:11.90)	0:24.89 [1] (0:12.19)	0:12.70 [1] (0:12.70)
Average Speed [km/h]	47.8	63.7	62.8	60.4	61.0	61.8	59.4	56.9
Top Speed [km/h]	63.1	65.1	65.7	60.8	62.3	62.9	60.5	58.4
Avg. Dist. to Rail [m]	6.4	2.2	2.1	1.3	2.9	4.3	3.8	5.4
Avg. Stride Freq. [Hz]	2.3	2.4	2.3	2.3	2.3	2.3	2.3	2.2
Avg. Stride Length [m]	5.7	7.3	7.4	7.4	7.3	7.4	7.2	7.1



- [ ] Ranking at each section and finish
- .-.- No data available at this section
- NA No data available



Horse/Jockey Name	Stormtrooper
Final Rank	3
Fastest Section Time (Section)	0:10.29 (Overall)
Top Speed [km/h] (Section)	65.4 (1400m)
Race State	Finished



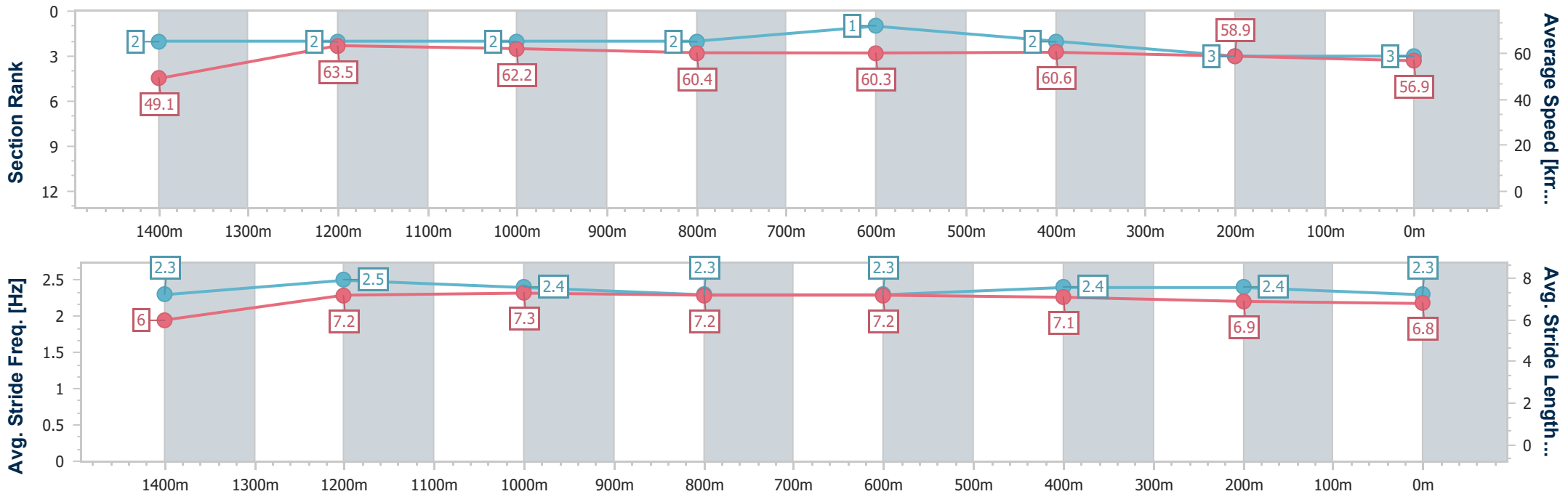
Aquis Park Gold Coast Poly QLD Professional  
Race 8: ARI MAIN BEACH BENCHMARK 55 Handicap - 1540m



13 May 2023 - 16:19

Track Rating: Synthetic, Weather: Fine, Rail Position: True

Section	Overall	1400m	1200m	1000m	800m	600m	400m	200m
Section Times	1:34.35 [3] (0:10.29)	1:24.06 [2] (0:11.54)	1:12.52 [2] (0:11.60)	1:00.92 [2] (0:11.94)	0:48.98 [2] (0:12.02)	0:36.96 [1] (0:12.00)	0:24.96 [2] (0:12.28)	0:12.68 [3] (0:12.68)
Average Speed [km/h]	49.1	63.5	62.2	60.4	60.3	60.6	58.9	56.9
Top Speed [km/h]	65.3	65.4	63.4	61.5	61.5	62.0	59.6	58.9
Avg. Dist. to Rail [m]	8.7	2.3	1.6	0.9	1.5	2.0	2.2	2.0
Avg. Stride Freq. [Hz]	2.3	2.5	2.4	2.3	2.3	2.4	2.4	2.3
Avg. Stride Length [m]	6.0	7.2	7.3	7.2	7.2	7.1	6.9	6.8



- [ ] Ranking at each section and finish
- .-.-.- No data available at this section
- NA No data available



Horse/Jockey Name	Midnight Boom
Final Rank	4
Fastest Section Time (Section)	0:10.45 (Overall)
Top Speed [km/h] (Section)	64.1 (800m)
Race State	Finished



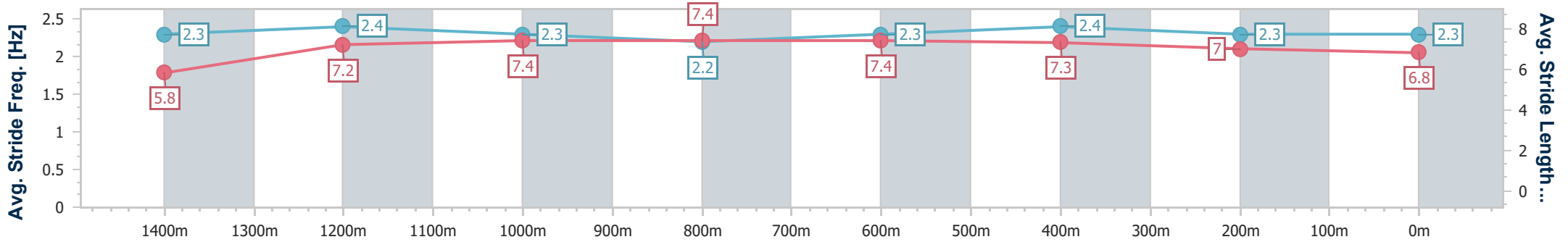
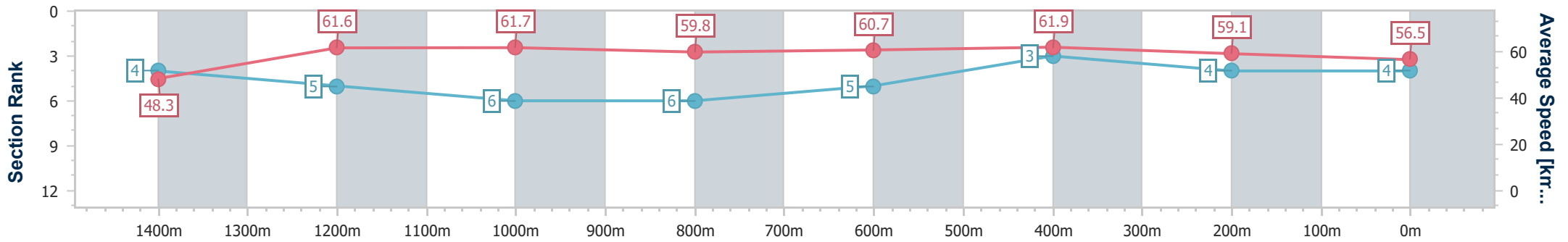
Aquis Park Gold Coast Poly QLD Professional  
 Race 8: ARI MAIN BEACH BENCHMARK 55 Handicap - 1540m



13 May 2023 - 16:19

Track Rating: Synthetic, Weather: Fine, Rail Position: True

Section	Overall	1400m	1200m	1000m	800m	600m	400m	200m
Section Times	1:34.58 [4] (0:10.45)	1:24.13 [4] (0:11.76)	1:12.37 [5] (0:11.66)	1:00.71 [6] (0:12.06)	0:48.65 [6] (0:11.86)	0:36.79 [5] (0:11.74)	0:25.05 [3] (0:12.27)	0:12.78 [4] (0:12.78)
Average Speed [km/h]	48.3	61.6	61.7	59.8	60.7	61.9	59.1	56.5
Top Speed [km/h]	62.9	62.9	62.8	60.8	64.1	64.1	59.9	58.3
Avg. Dist. to Rail [m]	3.1	0.8	1.5	0.8	1.0	1.8	4.0	5.9
Avg. Stride Freq. [Hz]	2.3	2.4	2.3	2.2	2.3	2.4	2.3	2.3
Avg. Stride Length [m]	5.8	7.2	7.4	7.4	7.4	7.3	7.0	6.8



- [ ] Ranking at each section and finish
- .-.- No data available at this section
- NA No data available





Horse/Jockey Name	Gratsie
Final Rank	5
Fastest Section Time (Section)	0:10.87 (Overall)
Top Speed [km/h] (Section)	63.9 (1200m)
Race State	Finished



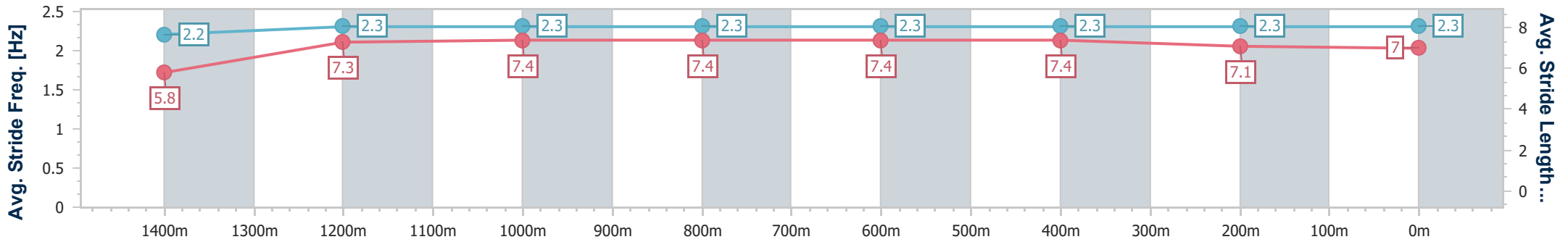
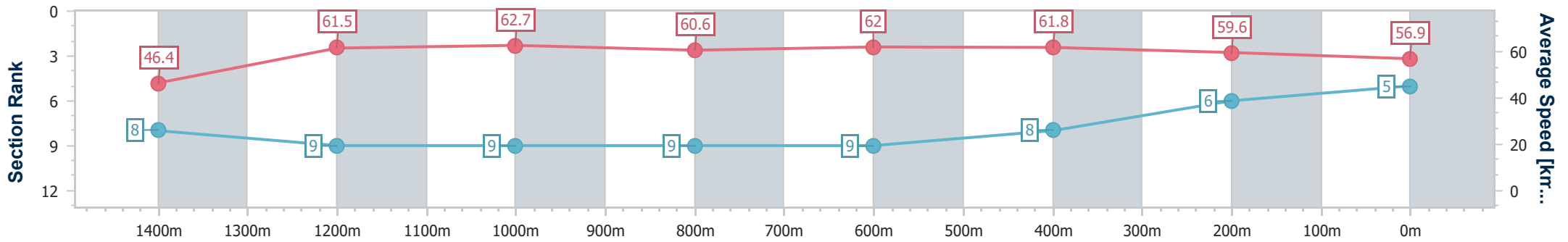
Aquis Park Gold Coast Poly QLD Professional  
 Race 8: ARI MAIN BEACH BENCHMARK 55 Handicap - 1540m



13 May 2023 - 16:19

Track Rating: Synthetic, Weather: Fine, Rail Position: True

Section	Overall	1400m	1200m	1000m	800m	600m	400m	200m
Section Times	1:34.90 [5] (0:10.87)	1:24.03 [8] (0:11.98)	1:12.05 [9] (0:11.48)	1:00.57 [9] (0:11.93)	0:48.64 [9] (0:11.84)	0:36.80 [9] (0:11.93)	0:24.87 [8] (0:12.22)	0:12.65 [6] (0:12.65)
Average Speed [km/h]	46.4	61.5	62.7	60.6	62.0	61.8	59.6	56.9
Top Speed [km/h]	59.1	63.8	63.9	62.1	63.6	63.5	60.5	59.5
Avg. Dist. to Rail [m]	7.8	2.9	3.6	2.4	3.7	4.8	6.0	8.1
Avg. Stride Freq. [Hz]	2.2	2.3	2.3	2.3	2.3	2.3	2.3	2.3
Avg. Stride Length [m]	5.8	7.3	7.4	7.4	7.4	7.4	7.1	7.0



- [ ] Ranking at each section and finish
- .-.- No data available at this section
- NA No data available



Horse/Jockey Name	Ice Elite
Final Rank	6
Fastest Section Time (Section)	0:11.32 (Overall)
Top Speed [km/h] (Section)	64.3 (1200m)
Race State	Finished



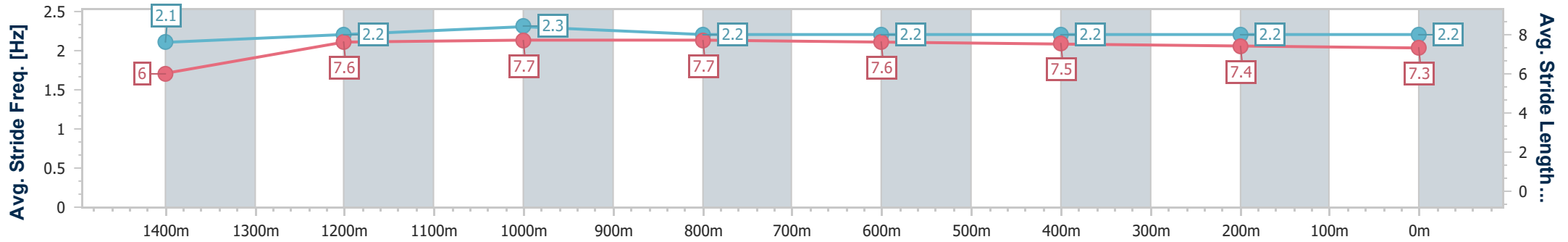
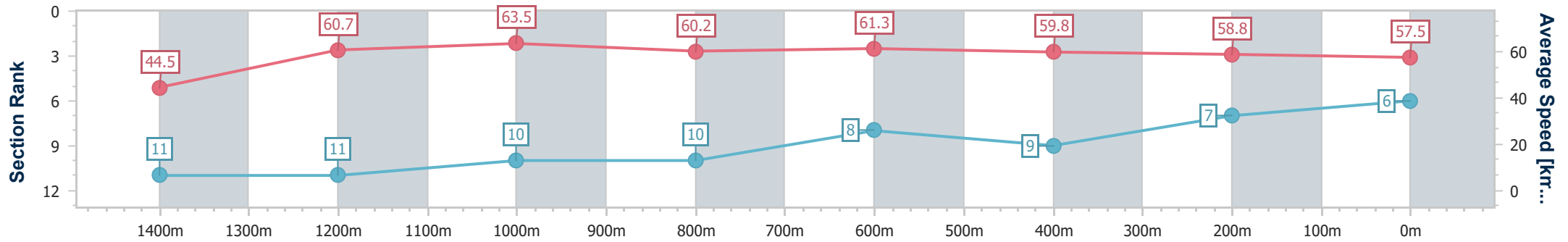
Aquis Park Gold Coast Poly QLD Professional  
Race 8: ARI MAIN BEACH BENCHMARK 55 Handicap - 1540m



13 May 2023 - 16:19

Track Rating: Synthetic, Weather: Fine, Rail Position: True

Section	Overall	1400m	1200m	1000m	800m	600m	400m	200m
Section Times	1:34.91 [6] (0:11.32)	1:23.59 [11] (0:11.86)	1:11.73 [11] (0:11.34)	1:00.39 [10] (0:11.91)	0:48.48 [10] (0:11.62)	0:36.86 [8] (0:12.04)	0:24.82 [9] (0:12.26)	0:12.56 [7] (0:12.56)
Average Speed [km/h]	44.5	60.7	63.5	60.2	61.3	59.8	58.8	57.5
Top Speed [km/h]	60.3	62.2	64.3	61.9	62.6	62.5	59.8	59.6
Avg. Dist. to Rail [m]	5.1	0.4	0.6	1.3	1.5	0.5	2.4	3.0
Avg. Stride Freq. [Hz]	2.1	2.2	2.3	2.2	2.2	2.2	2.2	2.2
Avg. Stride Length [m]	6.0	7.6	7.7	7.7	7.6	7.5	7.4	7.3



- [ ] Ranking at each section and finish
- .-.- No data available at this section
- NA No data available



Horse/Jockey Name	Freedom Avenue
Final Rank	7
Fastest Section Time (Section)	0:11.07 (Overall)
Top Speed [km/h] (Section)	64.3 (1200m)
Race State	Finished



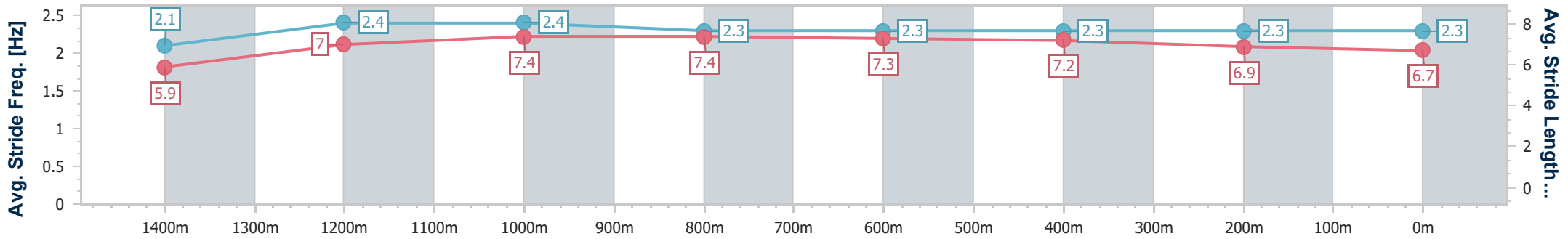
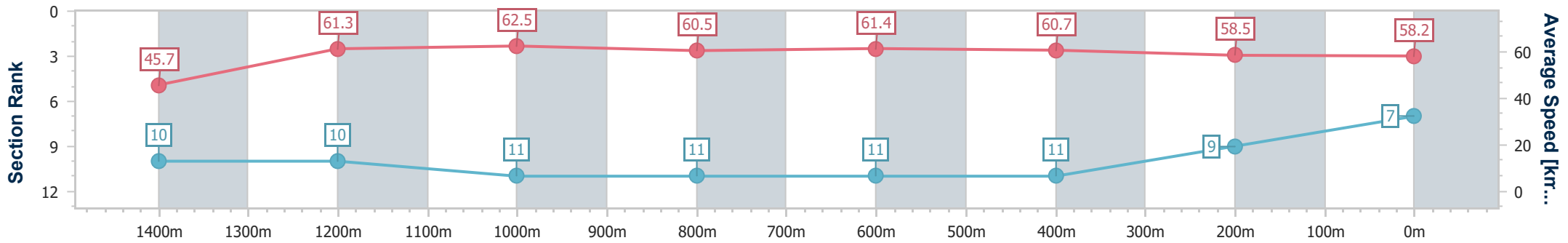
Aquis Park Gold Coast Poly QLD Professional  
Race 8: ARI MAIN BEACH BENCHMARK 55 Handicap - 1540m



13 May 2023 - 16:19

Track Rating: Synthetic, Weather: Fine, Rail Position: True

Section	Overall	1400m	1200m	1000m	800m	600m	400m	200m
Section Times	1:34.93 [7] (0:11.07)	1:23.86 [10] (0:12.03)	1:11.83 [10] (0:11.49)	1:00.34 [11] (0:11.99)	0:48.35 [11] (0:11.79)	0:36.56 [11] (0:11.86)	0:24.70 [11] (0:12.30)	0:12.40 [9] (0:12.40)
Average Speed [km/h]	45.7	61.3	62.5	60.5	61.4	60.7	58.5	58.2
Top Speed [km/h]	61.1	62.6	64.3	61.4	63.0	63.5	59.4	59.4
Avg. Dist. to Rail [m]	9.7	3.3	2.2	1.4	1.3	0.3	0.9	2.1
Avg. Stride Freq. [Hz]	2.1	2.4	2.4	2.3	2.3	2.3	2.3	2.3
Avg. Stride Length [m]	5.9	7.0	7.4	7.4	7.3	7.2	6.9	6.7



- [ ] Ranking at each section and finish
- .-.- No data available at this section
- NA No data available



Horse/Jockey Name	Metal Rock
Final Rank	8
Fastest Section Time (Section)	0:10.78 (Overall)
Top Speed [km/h] (Section)	64.9 (1200m)
Race State	Finished



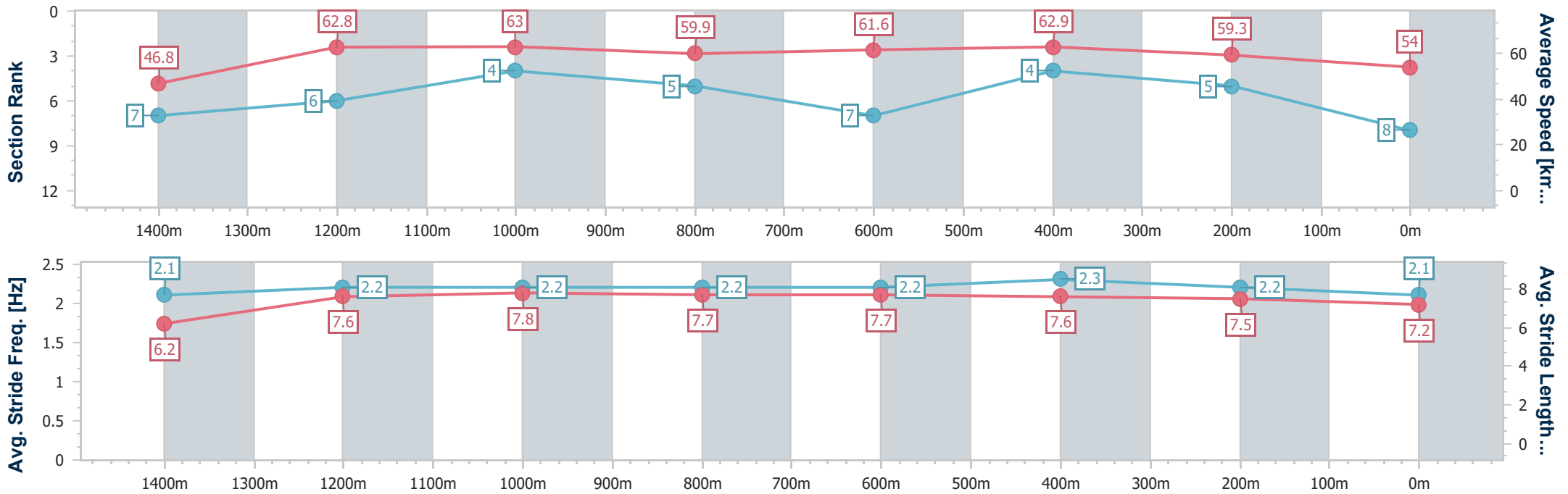
Aquis Park Gold Coast Poly QLD Professional  
Race 8: ARI MAIN BEACH BENCHMARK 55 Handicap - 1540m



13 May 2023 - 16:19

Track Rating: Synthetic, Weather: Fine, Rail Position: True

Section	Overall	1400m	1200m	1000m	800m	600m	400m	200m
Section Times	1:35.21 [8] (0:10.78)	1:24.43 [7] (0:11.56)	1:12.87 [6] (0:11.40)	1:01.47 [4] (0:12.14)	0:49.33 [5] (0:11.95)	0:37.38 [7] (0:11.76)	0:25.62 [4] (0:12.28)	0:13.34 [5] (0:13.34)
Average Speed [km/h]	46.8	62.8	63.0	59.9	61.6	62.9	59.3	54.0
Top Speed [km/h]	62.2	64.8	64.9	60.4	63.2	64.0	61.4	57.9
Avg. Dist. to Rail [m]	3.1	1.2	4.0	3.3	4.2	5.7	5.8	7.2
Avg. Stride Freq. [Hz]	2.1	2.2	2.2	2.2	2.2	2.3	2.2	2.1
Avg. Stride Length [m]	6.2	7.6	7.8	7.7	7.7	7.6	7.5	7.2



- [ ] Ranking at each section and finish
- .-.- No data available at this section
- NA No data available



Horse/Jockey Name	Danerock
Final Rank	9
Fastest Section Time (Section)	0:10.39 (Overall)
Top Speed [km/h] (Section)	63.6 (Overall)
Race State	Finished



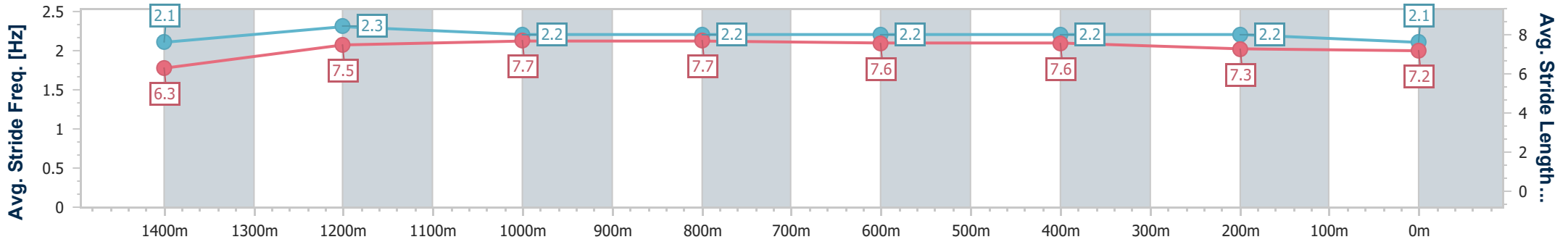
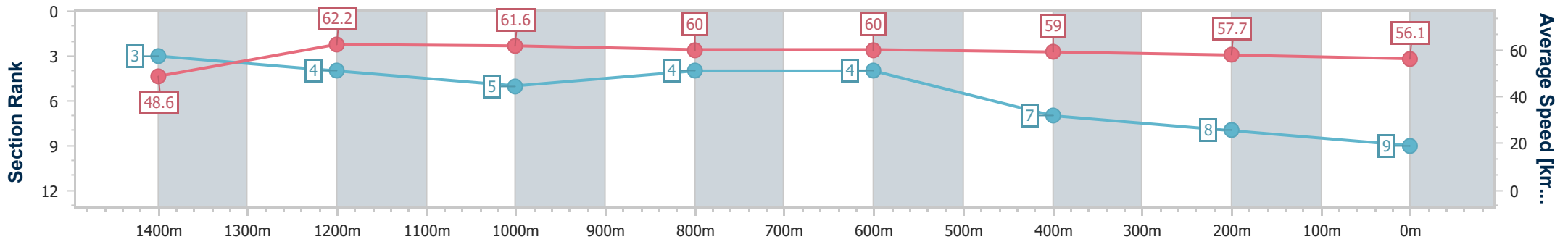
Aquis Park Gold Coast Poly QLD Professional  
 Race 8: ARI MAIN BEACH BENCHMARK 55 Handicap - 1540m



13 May 2023 - 16:19

Track Rating: Synthetic, Weather: Fine, Rail Position: True

Section	Overall	1400m	1200m	1000m	800m	600m	400m	200m
Section Times	1:35.30 [9] (0:10.39)	1:24.91 [3] (0:11.68)	1:13.23 [4] (0:11.69)	1:01.54 [5] (0:11.97)	0:49.57 [4] (0:11.96)	0:37.61 [4] (0:12.26)	0:25.35 [7] (0:12.52)	0:12.83 [8] (0:12.83)
Average Speed [km/h]	48.6	62.2	61.6	60.0	60.0	59.0	57.7	56.1
Top Speed [km/h]	63.6	63.6	62.7	60.9	60.9	60.9	58.8	58.5
Avg. Dist. to Rail [m]	4.4	1.1	0.3	0.3	0.7	0.9	2.6	3.9
Avg. Stride Freq. [Hz]	2.1	2.3	2.2	2.2	2.2	2.2	2.2	2.1
Avg. Stride Length [m]	6.3	7.5	7.7	7.7	7.6	7.6	7.3	7.2



- [ ] Ranking at each section and finish
- .-.- No data available at this section
- NA No data available



Horse/Jockey Name	Marnie's Star
Final Rank	10
Fastest Section Time (Section)	0:10.73 (Overall)
Top Speed [km/h] (Section)	64.5 (1200m)
Race State	Finished



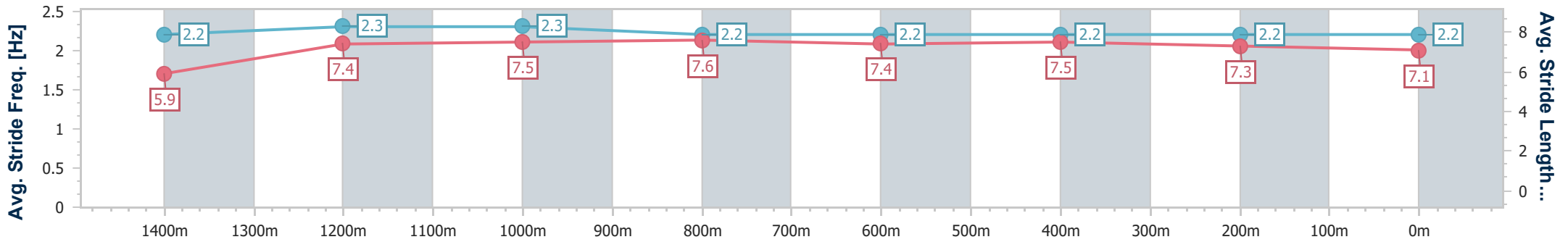
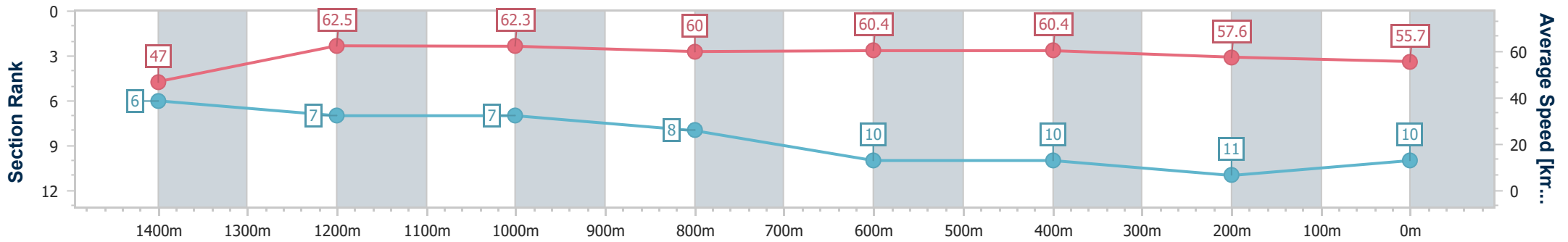
Aquis Park Gold Coast Poly QLD Professional  
Race 8: ARI MAIN BEACH BENCHMARK 55 Handicap - 1540m



13 May 2023 - 16:19

Track Rating: Synthetic, Weather: Fine, Rail Position: True

Section	Overall	1400m	1200m	1000m	800m	600m	400m	200m
Section Times	1:35.77 [10] (0:10.73)	1:25.04 [6] (0:11.75)	1:13.29 [7] (0:11.56)	1:01.73 [7] (0:12.05)	0:49.68 [8] (0:12.03)	0:37.65 [10] (0:12.08)	0:25.57 [10] (0:12.64)	0:12.93 [11] (0:12.93)
Average Speed [km/h]	47.0	62.5	62.3	60.0	60.4	60.4	57.6	55.7
Top Speed [km/h]	61.6	64.5	64.5	61.0	62.2	62.3	58.4	57.7
Avg. Dist. to Rail [m]	7.2	2.6	3.6	1.1	1.9	2.6	4.7	4.6
Avg. Stride Freq. [Hz]	2.2	2.3	2.3	2.2	2.2	2.2	2.2	2.2
Avg. Stride Length [m]	5.9	7.4	7.5	7.6	7.4	7.5	7.3	7.1



- [ ] Ranking at each section and finish
- .-.- No data available at this section
- NA No data available



Horse/Jockey Name	La Fusee
Final Rank	11
Fastest Section Time (Section)	0:10.27 (Overall)
Top Speed [km/h] (Section)	65.5 (1400m)
Race State	Finished



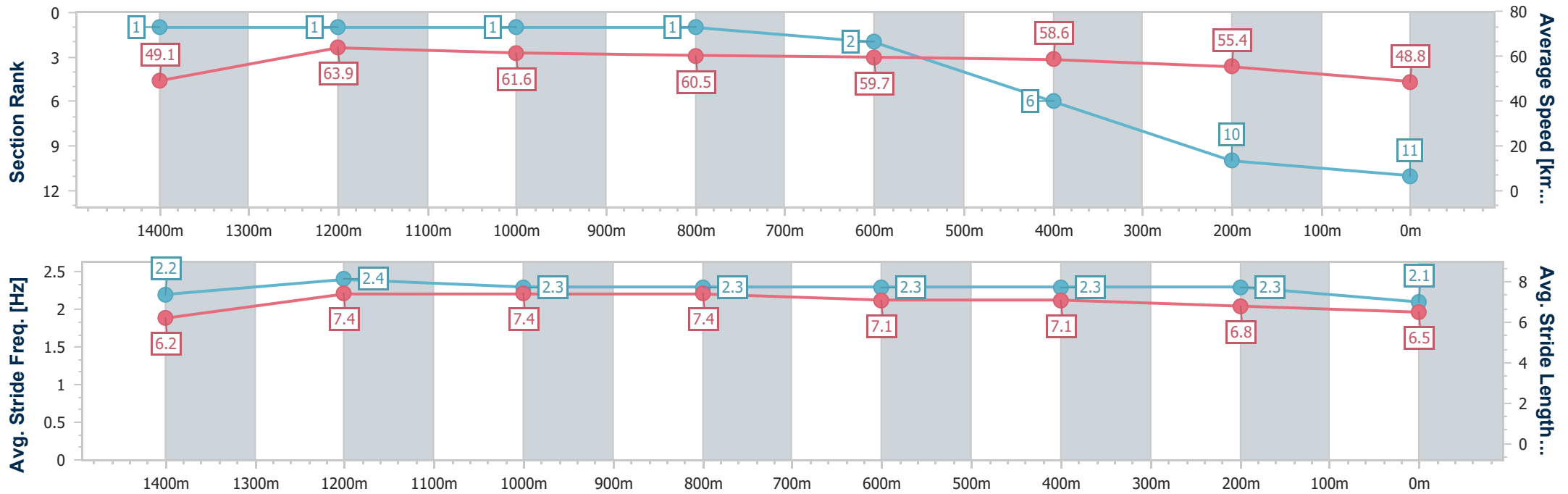
Aquis Park Gold Coast Poly QLD Professional  
Race 8: ARI MAIN BEACH BENCHMARK 55 Handicap - 1540m



13 May 2023 - 16:19

Track Rating: Synthetic, Weather: Fine, Rail Position: True

Section	Overall	1400m	1200m	1000m	800m	600m	400m	200m
Section Times	1:37.55 [11] (0:10.27)	1:27.28 [1] (0:11.32)	1:15.96 [1] (0:11.68)	1:04.28 [1] (0:11.94)	0:52.34 [1] (0:12.18)	0:40.16 [2] (0:12.36)	0:27.80 [6] (0:13.04)	0:14.76 [10] (0:14.76)
Average Speed [km/h]	49.1	63.9	61.6	60.5	59.7	58.6	55.4	48.8
Top Speed [km/h]	64.5	65.5	62.8	61.5	61.0	61.2	56.3	53.5
Avg. Dist. to Rail [m]	4.7	0.7	0.7	0.7	1.7	1.4	0.8	0.7
Avg. Stride Freq. [Hz]	2.2	2.4	2.3	2.3	2.3	2.3	2.3	2.1
Avg. Stride Length [m]	6.2	7.4	7.4	7.4	7.1	7.1	6.8	6.5



- [ ] Ranking at each section and finish
- .-.- No data available at this section
- NA No data available