



Aquis Park Gold Coast Poly QLD Professional

Race 7: VITALE PROPERTY GROUP BENCHMARK 55 Handicap - 1900m

13 May 2023 - 15:39



Track Rating: Synthetic, Weather: Fine, Rail Position: True

Section		Overall	1800m	1600m	1400m	1200m	1000m	800m	Last 600m					
Field Times		1:58.28 (0:08.04)	1:50.24 (0:10.91)	1:39.33 (0:11.58)	1:27.75 (0:12.26)	1:15.49 (0:12.39)	1:03.10 (0:12.74)	0:50.36 (0:12.29)	0:38.07					
Rank	TAB	Horse/Jockey	Barrier	Top Speed [km/h]	Fastest Section							Distance Travelled [m]		
1	2	CORDYCEPS MIRACLE Tahlia Fenlon	9	66.6 1800m	0:08.10 Overall	1:58.28 [1] (0:08.10)	1:50.18 [2] (0:11.09)	1:39.09 [2] (0:11.56)	1:27.53 [2] (0:12.34)	1:15.19 [2] (0:12.38)	1:02.81 [2] (0:12.47)	0:50.34 [2] (0:12.27)	0:38.07	
2	3	NO MORE RED Bailey Wheeler	3	66.9 1800m	0:08.11 Overall	1:58.39 [2] (0:08.11)	1:50.28 [3] (0:11.12)	1:39.16 [3] (0:11.86)	1:27.30 [3] (0:12.57)	1:14.73 [3] (0:12.28)	1:02.45 [3] (0:12.57)	0:49.88 [3] (0:12.13)	0:37.75	+5
3	6	ROCK WAR Matthew McGillivray	10	64.1 1800m	0:08.26 Overall	1:58.46 [3] (0:08.26)	1:50.20 [7] (0:11.50)	1:38.70 [8] (0:11.84)	1:26.86 [8] (0:12.53)	1:14.33 [7] (0:12.06)	1:02.27 [6] (0:12.42)	0:49.85 [4] (0:12.12)	0:37.73	-1
4	9	SEERESS Corey Bayliss	7	65.3 1800m	0:08.20 Overall	1:58.77 [4] (0:08.20)	1:50.57 [5] (0:11.31)	1:39.26 [6] (0:11.87)	1:27.39 [6] (0:12.61)	1:14.78 [6] (0:12.27)	1:02.51 [7] (0:12.66)	0:49.85 [7] (0:12.07)	0:37.78	-2
5	1	I'MTIMMYZOU Danny Peisley	5	64.0 1800m	0:08.43 Overall	1:59.12 [5] (0:08.43)	1:50.69 [9] (0:11.58)	1:39.11 [10] (0:11.96)	1:27.15 [9] (0:12.56)	1:14.59 [9] (0:12.10)	1:02.49 [9] (0:12.42)	0:50.07 [8] (0:12.07)	0:38.00	+6
6	10	WAIKATO Sariah Champkin	6	64.1 1800m	0:08.50 Overall	1:59.44 [6] (0:08.50)	1:50.94 [10] (0:11.51)	1:39.43 [9] (0:12.00)	1:27.43 [10] (0:12.59)	1:14.84 [10] (0:12.10)	1:02.74 [10] (0:12.67)	0:50.07 [10] (0:12.23)	0:37.84	+3
7	11	MISS PIERPOINT Noriyuki Masuda	2	64.9 1800m	0:08.28 Overall	2:00.10 [7] (0:08.28)	1:51.82 [8] (0:11.44)	1:40.38 [7] (0:11.85)	1:28.53 [7] (0:12.63)	1:15.90 [8] (0:12.30)	1:03.60 [8] (0:12.57)	0:51.03 [9] (0:12.32)	0:38.71	-9
8	7	CHAYSE 'N' NOAH Chris Meehan	8	64.6 1800m	0:08.78 Overall	2:00.58 [8] (0:08.78)	1:51.80 [11] (0:11.47)	1:40.33 [11] (0:12.17)	1:28.16 [11] (0:12.39)	1:15.77 [11] (0:12.11)	1:03.66 [11] (0:12.53)	0:51.13 [11] (0:12.32)	0:38.81	-10
9	5	JAZZ Tessa Townsend	11	66.2 1800m	0:08.23 Overall	2:00.59 [9] (0:08.23)	1:52.36 [6] (0:11.26)	1:41.10 [5] (0:11.82)	1:29.28 [5] (0:12.57)	1:16.71 [5] (0:12.26)	1:04.45 [5] (0:12.52)	0:51.93 [5] (0:12.13)	0:39.80	+9
10	8	ASSERTIN LADY Georgina Cartwright	12	67.9 1800m	0:08.04 Overall	2:02.67 [10] (0:08.04)	1:54.63 [1] (0:10.91)	1:43.72 [1] (0:11.58)	1:32.14 [1] (0:12.26)	1:19.88 [1] (0:12.39)	1:07.49 [1] (0:12.74)	0:54.75 [1] (0:12.61)	0:42.14	-9

Scratched: Let's Prosper (#12)

[] Ranking at each section and finish
 -:-:- No data available at this section
 NA No data available

SCN Saddle cloth number
 DNF Did not finish
 DNT Did not track



Aquis Park Gold Coast Poly QLD Professional
Race 7: VITALE PROPERTY GROUP BENCHMARK 55 Handicap - 1900m
13 May 2023 - 15:39



Track Rating: Synthetic, Weather: Fine, Rail Position: True

Section	Overall	1800m	1600m	1400m	1200m	1000m	800m	Last 600m
Field Times	1:58.28 (0:08.04)	1:50.24 (0:10.91)	1:39.33 (0:11.58)	1:27.75 (0:12.26)	1:15.49 (0:12.39)	1:03.10 (0:12.74)	0:50.36 (0:12.29)	0:38.07

Rank	TAB	Horse/Jockey	Barrier	Top Speed [km/h]	Fastest Section	Overall	1800m	1600m	1400m	1200m	1000m	800m	Last 600m	Distance Travelled [m]
11	4	DAMREEL	1	65.5	0:08.19	2:05.10 [11]	1:56.91 [4]	1:45.70 [4]	1:33.87 [4]	1:21.41 [4]	1:09.08 [4]	0:56.40 [6]	0:43.77	-12
		Yvette Lewis		1800m	Overall	(0:08.19)	(0:11.21)	(0:11.83)	(0:12.46)	(0:12.33)	(0:12.68)	(0:12.63)		

Scratched: Let's Prosper (#12)

[] Ranking at each section and finish
 -:-:- No data available at this section
 NA No data available

SCN Saddle cloth number
 DNF Did not finish
 DNT Did not track



Aquis Park Gold Coast Poly QLD Professional

Race 7: VITALE PROPERTY GROUP BENCHMARK 55 Handicap - 1900m



13 May 2023 - 15:39

Track Rating: Synthetic, Weather: Fine, Rail Position: True

Section					600m	400m	200m				Last 600m
Field Times					0:38.07 (0:12.22)	0:25.85 (0:12.67)	0:13.18 (0:13.18)				0:38.07
Rank	TAB	Horse/Jockey	Barrier	Top Speed [km/h]	Fastest Section	Margin			Distance Travelled [m]		
1	2	CORDYCEPS MIRACLE Tahlia Fenlon	9	66.6 1800m	0:08.10 Overall	0:38.07 [1] (0:12.22)	0:25.85 [1] (0:12.67)	0:13.18 [1] (0:13.18)	1:58.28	0:38.07	
2	3	NO MORE RED Bailey Wheeler	3	66.9 1800m	0:08.11 Overall	0:37.75 [3] (0:12.36)	0:25.39 [2] (0:12.59)	0:12.80 [2] (0:12.80)	0.5L	0:37.75	+5
3	6	ROCK WAR Matthew McGillivray	10	64.1 1800m	0:08.26 Overall	0:37.73 [4] (0:12.37)	0:25.36 [3] (0:12.74)	0:12.62 [3] (0:12.62)	0.8L	0:37.73	-1
4	9	SEERESS Corey Bayliss	7	65.3 1800m	0:08.20 Overall	0:37.78 [6] (0:12.25)	0:25.53 [4] (0:12.69)	0:12.84 [4] (0:12.84)	2.6L	0:37.78	-2
5	1	I'MTIMMYZOU Danny Peisley	5	64.0 1800m	0:08.43 Overall	0:38.00 [7] (0:12.66)	0:25.34 [6] (0:12.63)	0:12.71 [5] (0:12.71)	4.6L	0:38.00	+6
6	10	WAIKATO Sariah Champkin	6	64.1 1800m	0:08.50 Overall	0:37.84 [10] (0:12.34)	0:25.50 [9] (0:12.65)	0:12.85 [6] (0:12.85)	6.4L	0:37.84	+3
7	11	MISS PIERPOINT Noriyuki Masuda	2	64.9 1800m	0:08.28 Overall	0:38.71 [9] (0:12.54)	0:26.17 [8] (0:12.95)	0:13.22 [8] (0:13.22)	10.2L	0:38.71	-9
8	7	CHAYSE 'N' NOAH Chris Meehan	8	64.6 1800m	0:08.78 Overall	0:38.81 [11] (0:12.50)	0:26.31 [10] (0:13.03)	0:13.28 [9] (0:13.28)	13L	0:38.81	-10
9	5	JAZZ Tessa Townsend	11	66.2 1800m	0:08.23 Overall	0:39.80 [5] (0:12.52)	0:27.28 [5] (0:13.32)	0:13.96 [7] (0:13.96)	13.1L	0:39.80	+9
10	8	ASSERTIN LADY Georgina Cartwright	12	67.9 1800m	0:08.04 Overall	0:42.14 [2] (0:13.35)	0:28.79 [7] (0:14.27)	0:14.52 [10] (0:14.52)	25.4L	0:42.14	-9

Scratched: Let's Prosper (#12)



Aquis Park Gold Coast Poly QLD Professional
Race 7: VITALE PROPERTY GROUP BENCHMARK 55 Handicap - 1900m
13 May 2023 - 15:39



Track Rating: Synthetic, Weather: Fine, Rail Position: True

Section		600m	400m	200m				Last 600m		
Field Times		0:38.07 (0:12.22)	0:25.85 (0:12.67)	0:13.18 (0:13.18)				0:38.07		
Rank	TAB Horse/Jockey	Barrier	Top Speed [km/h]	Fastest Section	Margin		Distance Travelled [m]			
11	4 DAMREEL	1	65.5	0:08.19	0:43.77 [8]	0:30.62 [11]	0:16.09 [11]	39.7L	0:43.77	-12
	Yvette Lewis		1800m	Overall	(0:13.15)	(0:14.53)	(0:16.09)			

Scratched: Let's Prosper (#12)



Horse/Jockey Name	Cordyceps Miracle
Final Rank	1
Fastest Section Time (Section)	0:08.10 (Overall)
Top Speed [km/h] (Section)	66.6 (1800m)
Race State	Finished



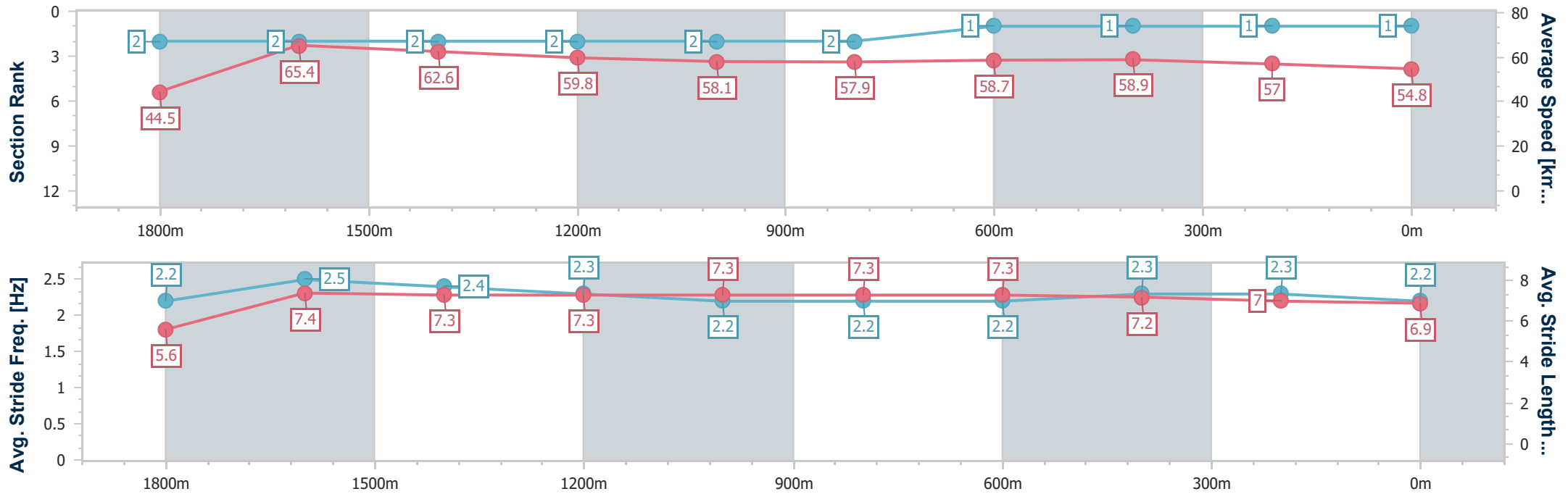
Aquis Park Gold Coast Poly QLD Professional
 Race 7: VITALE PROPERTY GROUP BENCHMARK 55 Handicap - 1900m



13 May 2023 - 15:39

Track Rating: Synthetic, Weather: Fine, Rail Position: True

Section	Overall	1800m	1600m	1400m	1200m	1000m	800m	600m	400m	200m
Section Times	1:58.28 [1] (0:08.10)	1:50.18 [2] (0:11.09)	1:39.09 [2] (0:11.56)	1:27.53 [2] (0:12.34)	1:15.19 [2] (0:12.38)	1:02.81 [2] (0:12.47)	0:50.34 [2] (0:12.27)	0:38.07 [1] (0:12.22)	0:25.85 [1] (0:12.67)	0:13.18 [1] (0:13.18)
Average Speed [km/h]	44.5	65.4	62.6	59.8	58.1	57.9	58.7	58.9	57.0	54.8
Top Speed [km/h]	62.8	66.6	64.8	61.8	59.1	58.9	59.6	59.9	57.8	56.0
Avg. Dist. to Rail [m]	6.8	2.5	2.9	2.9	2.4	1.5	0.3	0.5	1.4	1.8
Avg. Stride Freq. [Hz]	2.2	2.5	2.4	2.3	2.2	2.2	2.2	2.3	2.3	2.2
Avg. Stride Length [m]	5.6	7.4	7.3	7.3	7.3	7.3	7.3	7.2	7.0	6.9



- [] Ranking at each section and finish
- .-.- No data available at this section
- NA No data available



Horse/Jockey Name	No More Red
Final Rank	2
Fastest Section Time (Section)	0:08.11 (Overall)
Top Speed [km/h] (Section)	66.9 (1800m)
Race State	Finished



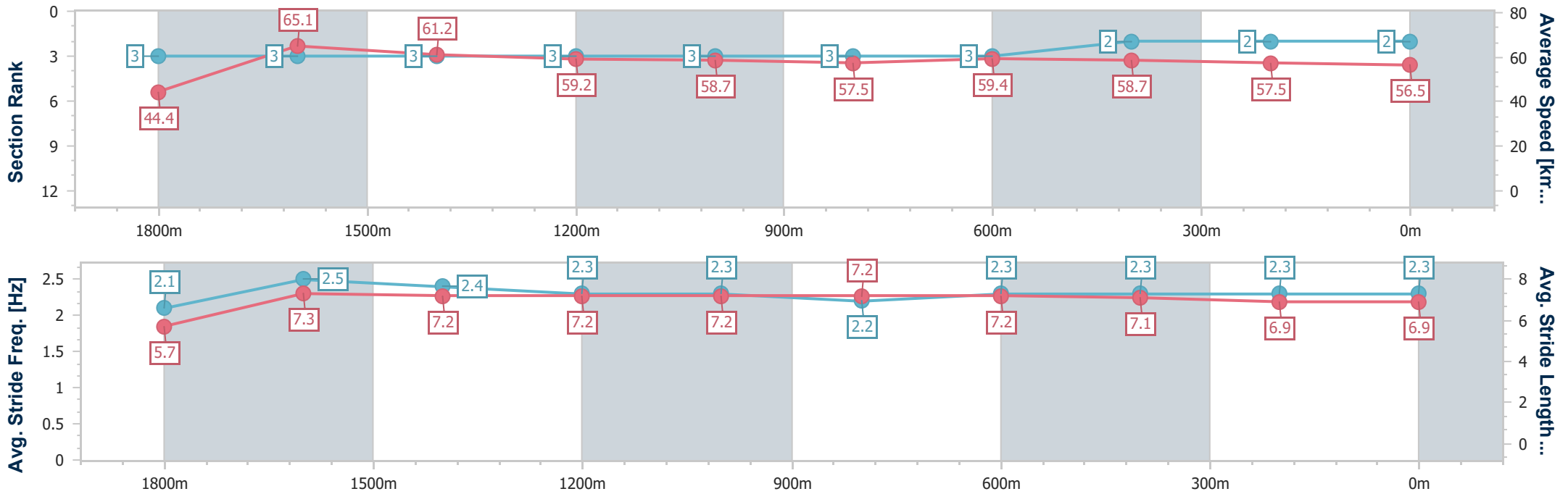
Aquis Park Gold Coast Poly QLD Professional
 Race 7: VITALE PROPERTY GROUP BENCHMARK 55 Handicap - 1900m



13 May 2023 - 15:39

Track Rating: Synthetic, Weather: Fine, Rail Position: True

Section	Overall	1800m	1600m	1400m	1200m	1000m	800m	600m	400m	200m
Section Times	1:58.39 [2] (0:08.11)	1:50.28 [3] (0:11.12)	1:39.16 [3] (0:11.86)	1:27.30 [3] (0:12.57)	1:14.73 [3] (0:12.28)	1:02.45 [3] (0:12.57)	0:49.88 [3] (0:12.13)	0:37.75 [3] (0:12.36)	0:25.39 [2] (0:12.59)	0:12.80 [2] (0:12.80)
Average Speed [km/h]	44.4	65.1	61.2	59.2	58.7	57.5	59.4	58.7	57.5	56.5
Top Speed [km/h]	61.4	66.9	64.5	60.3	59.5	58.4	60.9	60.3	58.5	57.5
Avg. Dist. to Rail [m]	2.2	1.3	3.5	4.2	3.1	1.8	0.8	1.4	3.6	4.1
Avg. Stride Freq. [Hz]	2.1	2.5	2.4	2.3	2.3	2.2	2.3	2.3	2.3	2.3
Avg. Stride Length [m]	5.7	7.3	7.2	7.2	7.2	7.2	7.2	7.1	6.9	6.9



- [] Ranking at each section and finish
- .-.- No data available at this section
- NA No data available



Horse/Jockey Name	Rock War
Final Rank	3
Fastest Section Time (Section)	0:08.26 (Overall)
Top Speed [km/h] (Section)	64.1 (1800m)
Race State	Finished



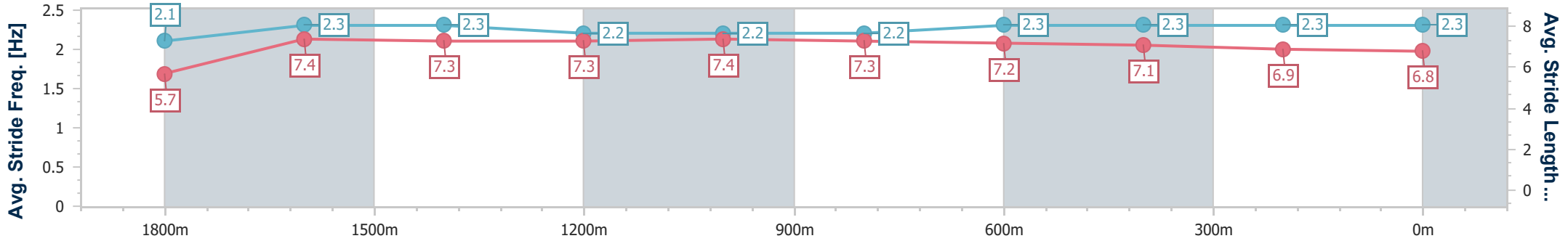
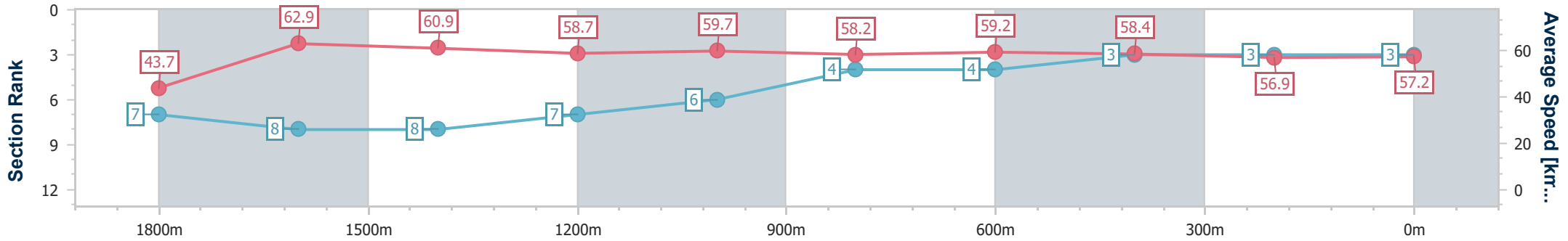
Aquis Park Gold Coast Poly QLD Professional
 Race 7: VITALE PROPERTY GROUP BENCHMARK 55 Handicap - 1900m



13 May 2023 - 15:39

Track Rating: Synthetic, Weather: Fine, Rail Position: True

Section	Overall	1800m	1600m	1400m	1200m	1000m	800m	600m	400m	200m
Section Times	1:58.46 [3] (0:08.26)	1:50.20 [7] (0:11.50)	1:38.70 [8] (0:11.84)	1:26.86 [8] (0:12.53)	1:14.33 [7] (0:12.06)	1:02.27 [6] (0:12.42)	0:49.85 [4] (0:12.12)	0:37.73 [4] (0:12.37)	0:25.36 [3] (0:12.74)	0:12.62 [3] (0:12.62)
Average Speed [km/h]	43.7	62.9	60.9	58.7	59.7	58.2	59.2	58.4	56.9	57.2
Top Speed [km/h]	60.1	64.1	61.9	60.2	61.0	59.2	59.7	59.4	58.2	58.1
Avg. Dist. to Rail [m]	7.2	1.7	1.6	2.7	2.7	1.3	0.6	0.5	4.6	6.0
Avg. Stride Freq. [Hz]	2.1	2.3	2.3	2.2	2.2	2.2	2.3	2.3	2.3	2.3
Avg. Stride Length [m]	5.7	7.4	7.3	7.3	7.4	7.3	7.2	7.1	6.9	6.8



- [] Ranking at each section and finish
- .-.- No data available at this section
- NA No data available



Horse/Jockey Name	Seeress
Final Rank	4
Fastest Section Time (Section)	0:08.20 (Overall)
Top Speed [km/h] (Section)	65.3 (1800m)
Race State	Finished



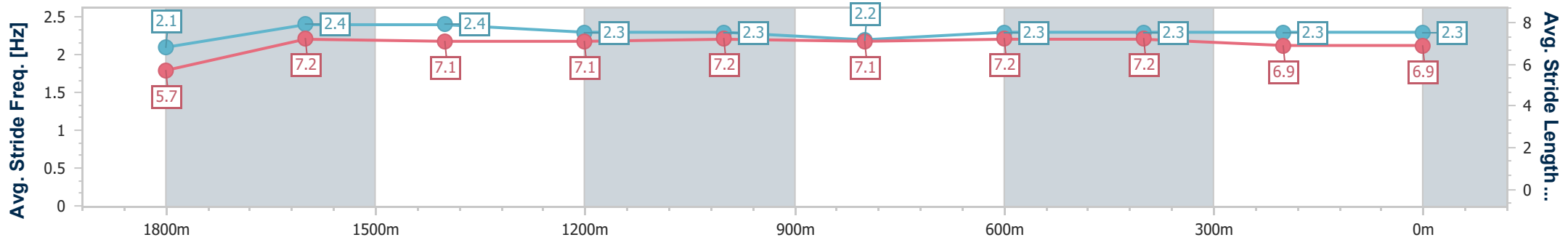
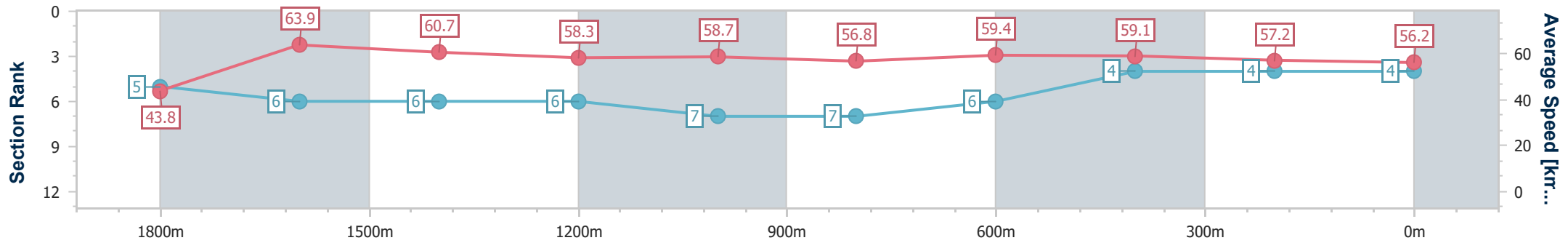
Aquis Park Gold Coast Poly QLD Professional
 Race 7: VITALE PROPERTY GROUP BENCHMARK 55 Handicap - 1900m



13 May 2023 - 15:39

Track Rating: Synthetic, Weather: Fine, Rail Position: True

Section	Overall	1800m	1600m	1400m	1200m	1000m	800m	600m	400m	200m
Section Times	1:58.77 [4] (0:08.20)	1:50.57 [5] (0:11.31)	1:39.26 [6] (0:11.87)	1:27.39 [6] (0:12.61)	1:14.78 [6] (0:12.27)	1:02.51 [7] (0:12.66)	0:49.85 [7] (0:12.07)	0:37.78 [6] (0:12.25)	0:25.53 [4] (0:12.69)	0:12.84 [4] (0:12.84)
Average Speed [km/h]	43.8	63.9	60.7	58.3	58.7	56.8	59.4	59.1	57.2	56.2
Top Speed [km/h]	61.4	65.3	62.5	59.2	60.0	57.8	60.2	60.4	58.2	57.7
Avg. Dist. to Rail [m]	5.0	1.8	1.5	2.7	1.4	0.5	0.8	0.8	5.3	7.4
Avg. Stride Freq. [Hz]	2.1	2.4	2.4	2.3	2.3	2.2	2.3	2.3	2.3	2.3
Avg. Stride Length [m]	5.7	7.2	7.1	7.1	7.2	7.1	7.2	7.2	6.9	6.9



- [] Ranking at each section and finish
- .-.- No data available at this section
- NA No data available



Horse/Jockey Name	l'mtimmyzou
Final Rank	5
Fastest Section Time (Section)	0:08.43 (Overall)
Top Speed [km/h] (Section)	64.0 (1800m)
Race State	Finished



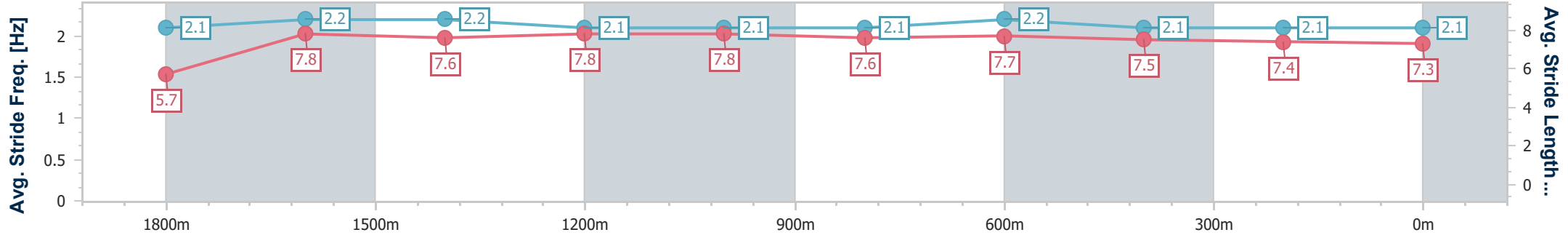
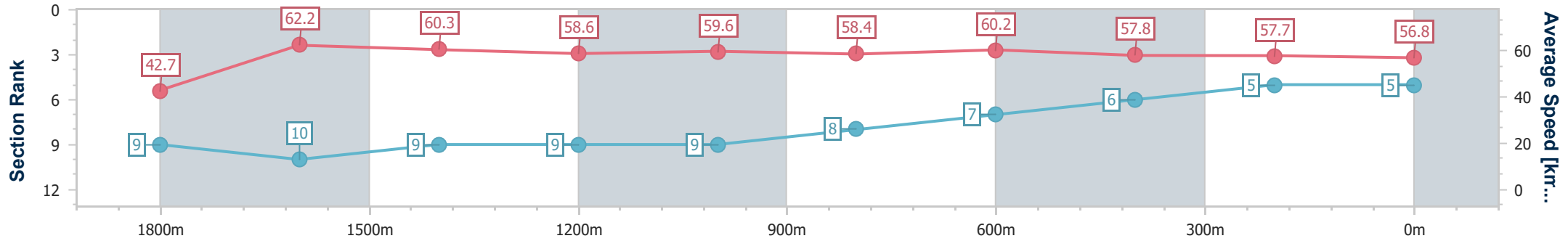
Aquis Park Gold Coast Poly QLD Professional
 Race 7: VITALE PROPERTY GROUP BENCHMARK 55 Handicap - 1900m



13 May 2023 - 15:39

Track Rating: Synthetic, Weather: Fine, Rail Position: True

Section	Overall	1800m	1600m	1400m	1200m	1000m	800m	600m	400m	200m
Section Times	1:59.12 [5] (0:08.43)	1:50.69 [9] (0:11.58)	1:39.11 [10] (0:11.96)	1:27.15 [9] (0:12.56)	1:14.59 [9] (0:12.10)	1:02.49 [9] (0:12.42)	0:50.07 [8] (0:12.07)	0:38.00 [7] (0:12.66)	0:25.34 [6] (0:12.63)	0:12.71 [5] (0:12.71)
Average Speed [km/h]	42.7	62.2	60.3	58.6	59.6	58.4	60.2	57.8	57.7	56.8
Top Speed [km/h]	61.7	64.0	61.1	59.7	60.5	59.1	61.1	59.4	59.0	59.1
Avg. Dist. to Rail [m]	3.0	0.6	1.7	3.0	3.6	2.8	1.8	3.3	6.7	9.6
Avg. Stride Freq. [Hz]	2.1	2.2	2.2	2.1	2.1	2.1	2.2	2.1	2.1	2.1
Avg. Stride Length [m]	5.7	7.8	7.6	7.8	7.8	7.6	7.7	7.5	7.4	7.3



- [] Ranking at each section and finish
- .-.- No data available at this section
- NA No data available



Horse/Jockey Name	Waikato
Final Rank	6
Fastest Section Time (Section)	0:08.50 (Overall)
Top Speed [km/h] (Section)	64.1 (1800m)
Race State	Finished



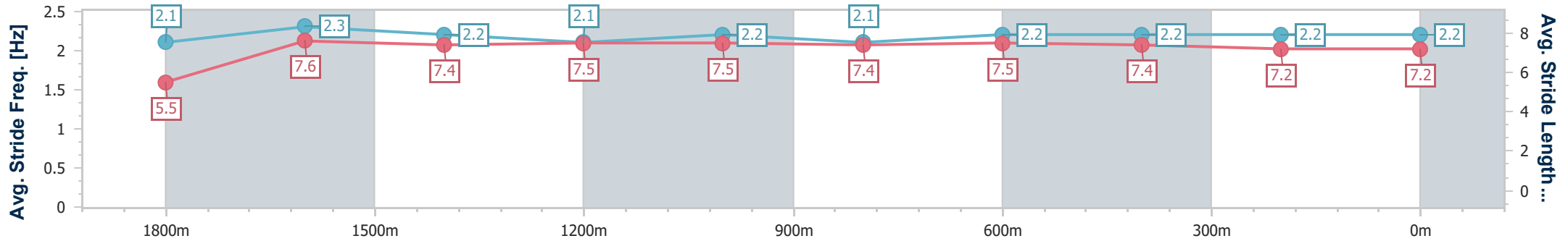
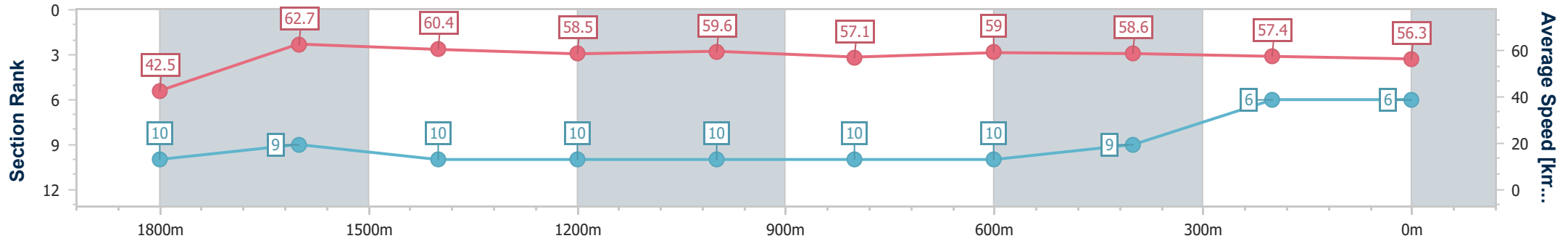
Aquis Park Gold Coast Poly QLD Professional
 Race 7: VITALE PROPERTY GROUP BENCHMARK 55 Handicap - 1900m



13 May 2023 - 15:39

Track Rating: Synthetic, Weather: Fine, Rail Position: True

Section	Overall	1800m	1600m	1400m	1200m	1000m	800m	600m	400m	200m
Section Times	1:59.44 [6] (0:08.50)	1:50.94 [10] (0:11.51)	1:39.43 [9] (0:12.00)	1:27.43 [10] (0:12.59)	1:14.84 [10] (0:12.10)	1:02.74 [10] (0:12.67)	0:50.07 [10] (0:12.23)	0:37.84 [10] (0:12.34)	0:25.50 [9] (0:12.65)	0:12.85 [6] (0:12.85)
Average Speed [km/h]	42.5	62.7	60.4	58.5	59.6	57.1	59.0	58.6	57.4	56.3
Top Speed [km/h]	60.1	64.1	62.1	60.2	60.2	58.2	60.4	59.8	58.4	58.1
Avg. Dist. to Rail [m]	2.6	0.8	2.3	3.0	3.7	2.8	0.7	1.4	6.1	8.9
Avg. Stride Freq. [Hz]	2.1	2.3	2.2	2.1	2.2	2.1	2.2	2.2	2.2	2.2
Avg. Stride Length [m]	5.5	7.6	7.4	7.5	7.5	7.4	7.5	7.4	7.2	7.2



- [] Ranking at each section and finish
- .-.- No data available at this section
- NA No data available



Horse/Jockey Name	Miss Pierpoint
Final Rank	7
Fastest Section Time (Section)	0:08.28 (Overall)
Top Speed [km/h] (Section)	64.9 (1800m)
Race State	Finished



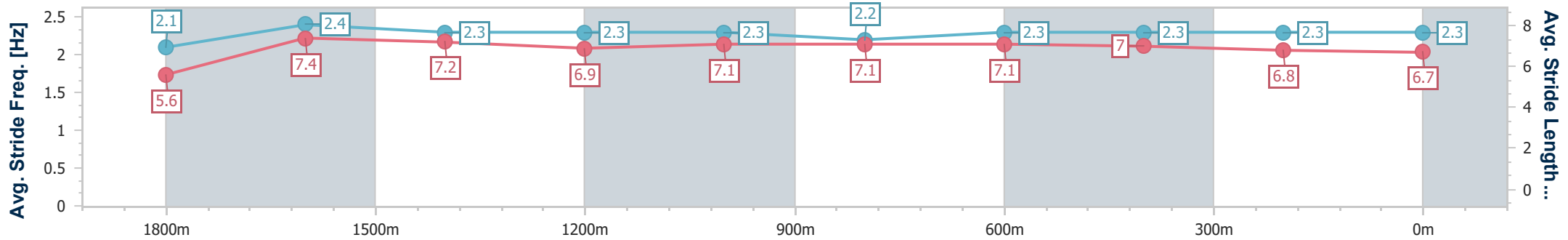
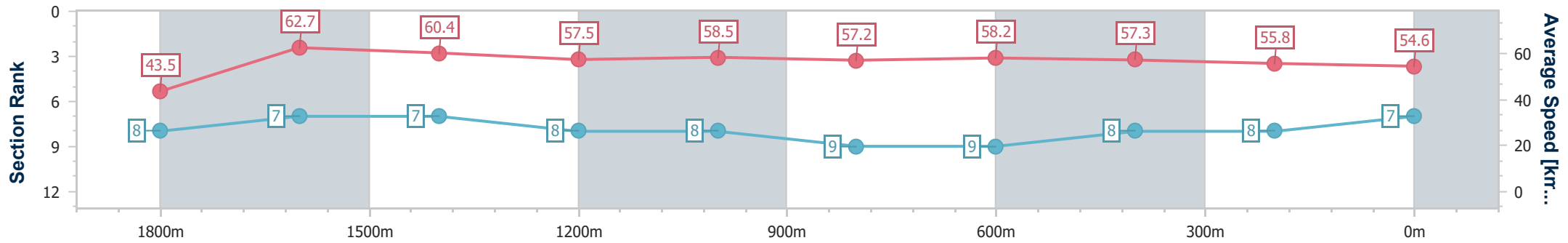
Aquis Park Gold Coast Poly QLD Professional
 Race 7: VITALE PROPERTY GROUP BENCHMARK 55 Handicap - 1900m



13 May 2023 - 15:39

Track Rating: Synthetic, Weather: Fine, Rail Position: True

Section	Overall	1800m	1600m	1400m	1200m	1000m	800m	600m	400m	200m
Section Times	2:00.10 [7] (0:08.28)	1:51.82 [8] (0:11.44)	1:40.38 [7] (0:11.85)	1:28.53 [7] (0:12.63)	1:15.90 [8] (0:12.30)	1:03.60 [8] (0:12.57)	0:51.03 [9] (0:12.32)	0:38.71 [9] (0:12.54)	0:26.17 [8] (0:12.95)	0:13.22 [8] (0:13.22)
Average Speed [km/h]	43.5	62.7	60.4	57.5	58.5	57.2	58.2	57.3	55.8	54.6
Top Speed [km/h]	59.8	64.9	62.1	59.1	60.3	57.9	58.8	58.8	56.2	55.7
Avg. Dist. to Rail [m]	0.8	0.7	0.8	0.8	0.9	0.4	0.7	0.7	3.7	7.0
Avg. Stride Freq. [Hz]	2.1	2.4	2.3	2.3	2.3	2.2	2.3	2.3	2.3	2.3
Avg. Stride Length [m]	5.6	7.4	7.2	6.9	7.1	7.1	7.1	7.0	6.8	6.7



- [] Ranking at each section and finish
- .-.- No data available at this section
- NA No data available



Horse/Jockey Name	Chayse 'N' Noah
Final Rank	8
Fastest Section Time (Section)	0:08.78 (Overall)
Top Speed [km/h] (Section)	64.6 (1800m)
Race State	Finished



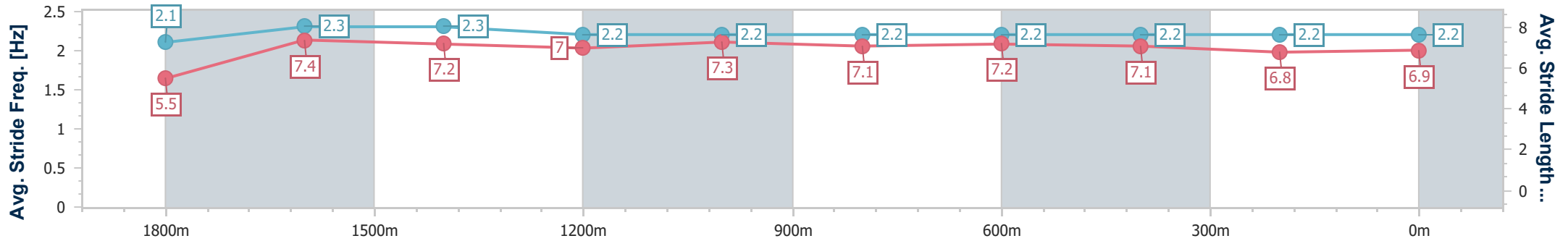
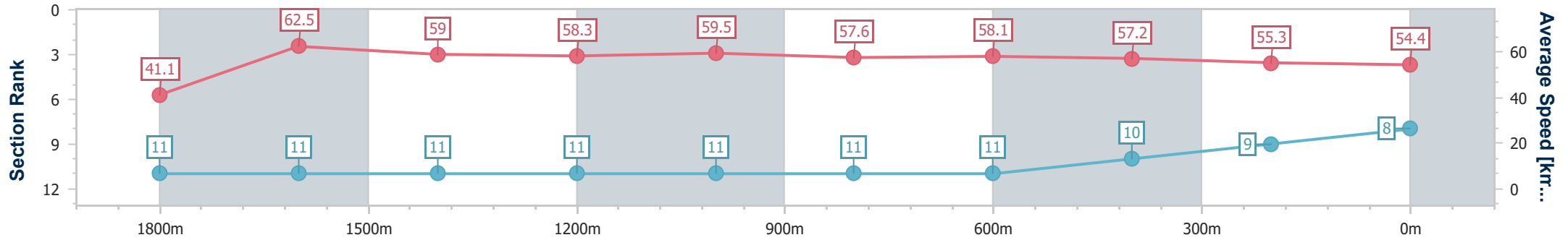
Aquis Park Gold Coast Poly QLD Professional
 Race 7: VITALE PROPERTY GROUP BENCHMARK 55 Handicap - 1900m



13 May 2023 - 15:39

Track Rating: Synthetic, Weather: Fine, Rail Position: True

Section	Overall	1800m	1600m	1400m	1200m	1000m	800m	600m	400m	200m
Section Times	2:00.58 [8] (0:08.78)	1:51.80 [11] (0:11.47)	1:40.33 [11] (0:12.17)	1:28.16 [11] (0:12.39)	1:15.77 [11] (0:12.11)	1:03.66 [11] (0:12.53)	0:51.13 [11] (0:12.32)	0:38.81 [11] (0:12.50)	0:26.31 [10] (0:13.03)	0:13.28 [9] (0:13.28)
Average Speed [km/h]	41.1	62.5	59.0	58.3	59.5	57.6	58.1	57.2	55.3	54.4
Top Speed [km/h]	59.1	64.6	59.9	59.1	60.1	59.5	59.0	59.1	57.5	55.9
Avg. Dist. to Rail [m]	5.0	0.5	0.6	0.5	1.7	1.3	1.1	1.2	1.5	1.6
Avg. Stride Freq. [Hz]	2.1	2.3	2.3	2.2	2.2	2.2	2.2	2.2	2.2	2.2
Avg. Stride Length [m]	5.5	7.4	7.2	7.0	7.3	7.1	7.2	7.1	6.8	6.9



- [] Ranking at each section and finish
- .-.- No data available at this section
- NA No data available



Horse/Jockey Name	Jazz
Final Rank	9
Fastest Section Time (Section)	0:08.23 (Overall)
Top Speed [km/h] (Section)	66.2 (1800m)
Race State	Finished

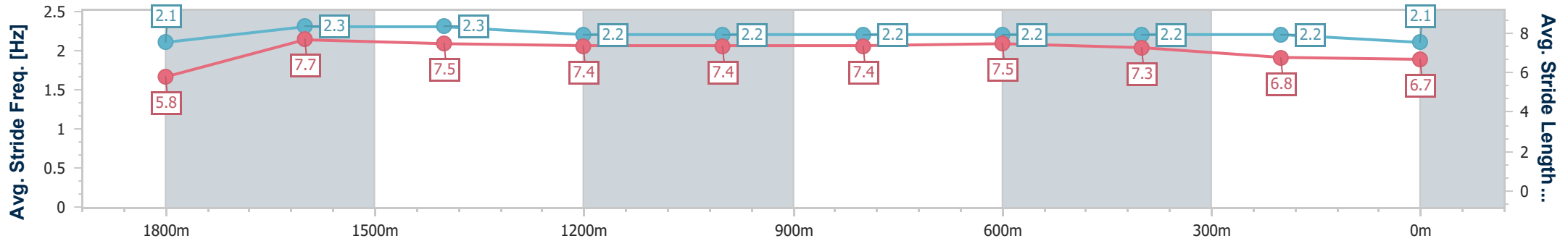
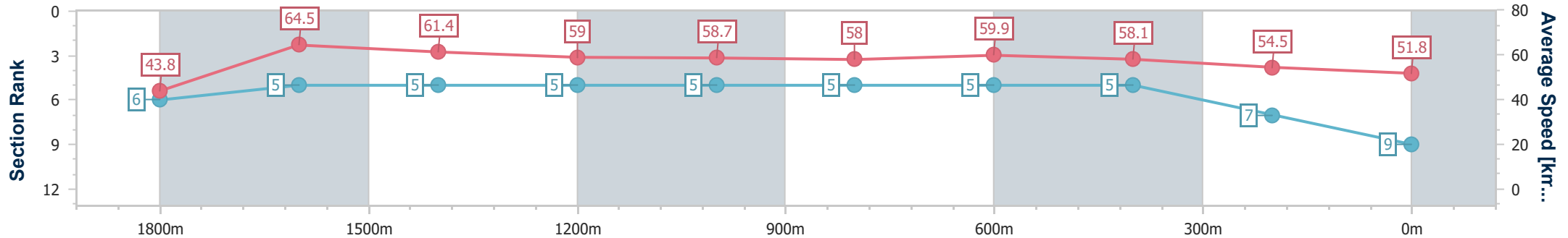


Aquis Park Gold Coast Poly QLD Professional
 Race 7: VITALE PROPERTY GROUP BENCHMARK 55 Handicap - 1900m
 AQUIS PARK
 HOME OF THE GOLD COAST
 TURF CLUB & SPORT CENTRE

13 May 2023 - 15:39

Track Rating: Synthetic, Weather: Fine, Rail Position: True

Section	Overall	1800m	1600m	1400m	1200m	1000m	800m	600m	400m	200m
Section Times	2:00.59 [9] (0:08.23)	1:52.36 [6] (0:11.26)	1:41.10 [5] (0:11.82)	1:29.28 [5] (0:12.57)	1:16.71 [5] (0:12.26)	1:04.45 [5] (0:12.52)	0:51.93 [5] (0:12.13)	0:39.80 [5] (0:12.52)	0:27.28 [5] (0:13.32)	0:13.96 [7] (0:13.96)
Average Speed [km/h]	43.8	64.5	61.4	59.0	58.7	58.0	59.9	58.1	54.5	51.8
Top Speed [km/h]	62.2	66.2	62.9	60.2	59.9	60.1	60.6	60.0	55.9	53.1
Avg. Dist. to Rail [m]	8.5	3.5	2.5	3.9	4.3	3.4	1.9	2.1	3.9	3.6
Avg. Stride Freq. [Hz]	2.1	2.3	2.3	2.2	2.2	2.2	2.2	2.2	2.2	2.1
Avg. Stride Length [m]	5.8	7.7	7.5	7.4	7.4	7.4	7.5	7.3	6.8	6.7



- [] Ranking at each section and finish
- .-.- No data available at this section
- NA No data available



Horse/Jockey Name	Assertin Lady
Final Rank	10
Fastest Section Time (Section)	0:08.04 (Overall)
Top Speed [km/h] (Section)	67.9 (1800m)
Race State	Finished



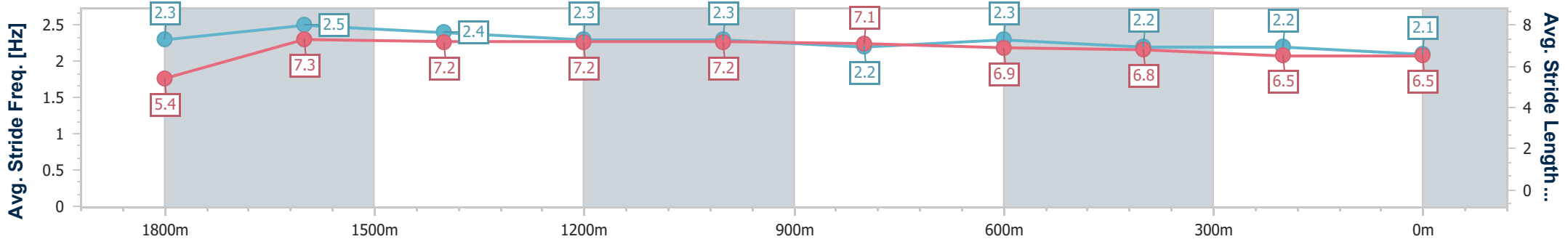
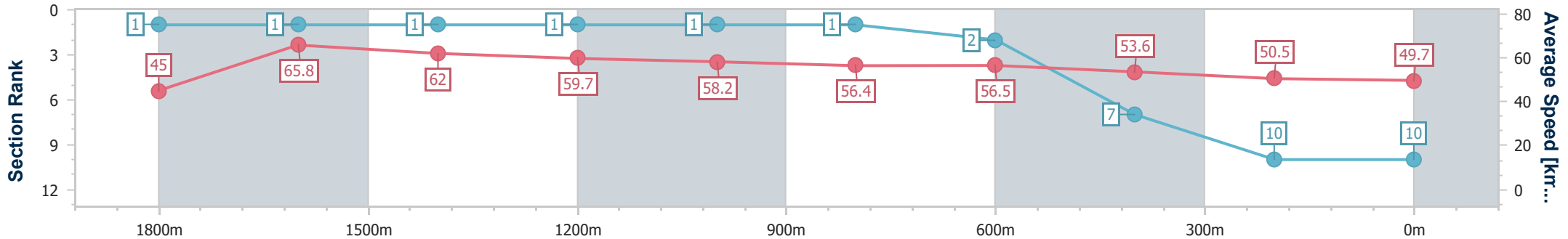
Aquis Park Gold Coast Poly QLD Professional
 Race 7: VITALE PROPERTY GROUP BENCHMARK 55 Handicap - 1900m



13 May 2023 - 15:39

Track Rating: Synthetic, Weather: Fine, Rail Position: True

Section	Overall	1800m	1600m	1400m	1200m	1000m	800m	600m	400m	200m
Section Times	2:02.67 [10] (0:08.04)	1:54.63 [1] (0:10.91)	1:43.72 [1] (0:11.58)	1:32.14 [1] (0:12.26)	1:19.88 [1] (0:12.39)	1:07.49 [1] (0:12.74)	0:54.75 [1] (0:12.61)	0:42.14 [2] (0:13.35)	0:28.79 [7] (0:14.27)	0:14.52 [10] (0:14.52)
Average Speed [km/h]	45.0	65.8	62.0	59.7	58.2	56.4	56.5	53.6	50.5	49.7
Top Speed [km/h]	63.4	67.9	63.4	61.5	59.4	57.2	57.4	56.7	51.2	50.7
Avg. Dist. to Rail [m]	9.6	2.3	1.1	2.0	2.1	0.6	1.7	1.6	2.0	3.4
Avg. Stride Freq. [Hz]	2.3	2.5	2.4	2.3	2.3	2.2	2.3	2.2	2.2	2.1
Avg. Stride Length [m]	5.4	7.3	7.2	7.2	7.2	7.1	6.9	6.8	6.5	6.5



- [] Ranking at each section and finish
- .-.- No data available at this section
- NA No data available



Horse/Jockey Name	Damreel
Final Rank	11
Fastest Section Time (Section)	0:08.19 (Overall)
Top Speed [km/h] (Section)	65.5 (1800m)
Race State	Finished



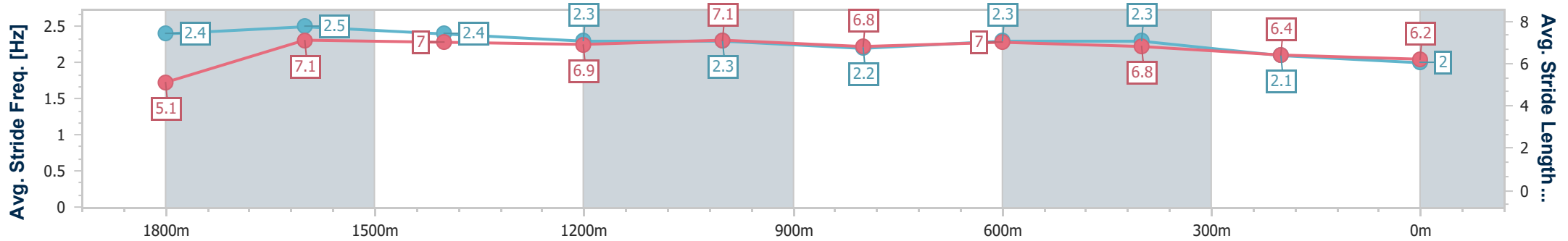
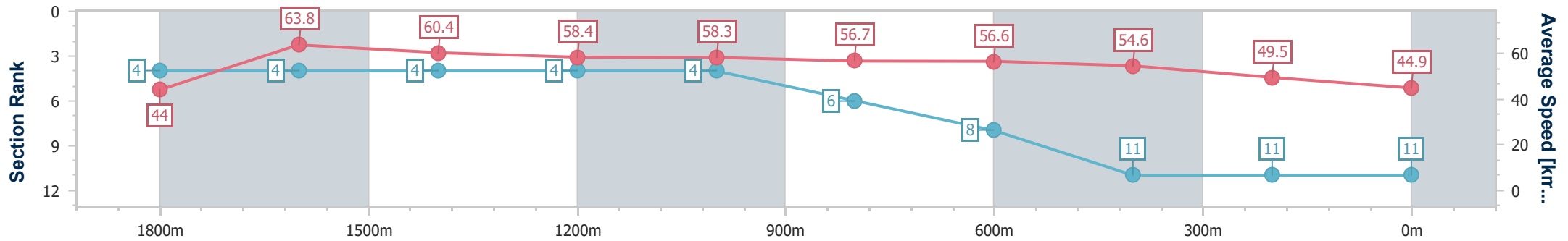
Aquis Park Gold Coast Poly QLD Professional
 Race 7: VITALE PROPERTY GROUP BENCHMARK 55 Handicap - 1900m



13 May 2023 - 15:39

Track Rating: Synthetic, Weather: Fine, Rail Position: True

Section	Overall	1800m	1600m	1400m	1200m	1000m	800m	600m	400m	200m
Section Times	2:05.10 [11] (0:08.19)	1:56.91 [4] (0:11.21)	1:45.70 [4] (0:11.83)	1:33.87 [4] (0:12.46)	1:21.41 [4] (0:12.33)	1:09.08 [4] (0:12.68)	0:56.40 [6] (0:12.63)	0:43.77 [8] (0:13.15)	0:30.62 [11] (0:14.53)	0:16.09 [11] (0:16.09)
Average Speed [km/h]	44.0	63.8	60.4	58.4	58.3	56.7	56.6	54.6	49.5	44.9
Top Speed [km/h]	60.1	65.5	62.9	60.2	60.5	59.0	57.4	57.4	52.9	46.3
Avg. Dist. to Rail [m]	1.0	1.1	1.0	1.3	0.6	0.5	1.4	0.3	1.5	3.8
Avg. Stride Freq. [Hz]	2.4	2.5	2.4	2.3	2.3	2.2	2.3	2.3	2.1	2.0
Avg. Stride Length [m]	5.1	7.1	7.0	6.9	7.1	6.8	7.0	6.8	6.4	6.2



- [] Ranking at each section and finish
- .-.- No data available at this section
- NA No data available