



Sunshine Coast QLD Professional
Race 9: MEN MATTER RACEDAY 29 JULY BENCHMARK 85 Handicap - 1600m
06 May 2023 - 18:10



Track Rating: Good 4, Weather: Fine, Rail Position: True

Section		Overall	1400m	1200m	1000m	800m	600m	400m	Last 600m				
Field Times		1:37.32 (0:13.30)	1:24.02 (0:11.29)	1:12.73 (0:11.94)	1:00.79 (0:12.52)	0:48.27 (0:12.68)	0:35.59 (0:12.13)	0:23.46 (0:11.46)	0:35.59				
Rank	TAB Horse/Jockey	Barrier	Top Speed [km/h]	Fastest Section									Distance Travelled [m]
1	5 ALBURQ Boris Thornton	7	66.0 400m	0:11.22 400m	1:37.32 [1] (0:14.06)	1:23.26 [8] (0:11.46)	1:11.80 [8] (0:12.07)	0:59.73 [7] (0:12.40)	0:47.33 [7] (0:12.47)	0:34.86 [7] (0:11.65)	0:23.21 [5] (0:11.22)	0:34.86	
2	10 BLACKLOG Marnu Potgieter	10	65.8 Overall	0:11.27 400m	1:37.33 [2] (0:14.19)	1:23.14 [9] (0:11.69)	1:11.45 [10] (0:12.16)	0:59.29 [10] (0:12.28)	0:47.01 [9] (0:12.50)	0:34.51 [9] (0:11.53)	0:22.98 [7] (0:11.27)	0:34.51	-1
3	7 MISSISSIPPI PRINCE Mark Du Plessis	14	68.0 Overall	0:11.29 1400m	1:37.40 [3] (0:13.30)	1:24.10 [1] (0:11.29)	1:12.81 [1] (0:11.94)	1:00.87 [1] (0:12.52)	0:48.35 [1] (0:12.68)	0:35.67 [1] (0:12.13)	0:23.54 [1] (0:11.46)	0:35.67	+6
4	9 WAIRERE FALLS Nash Rawiller	16	65.6 400m	0:11.20 400m	1:37.42 [4] (0:14.26)	1:23.16 [10] (0:11.56)	1:11.60 [9] (0:12.14)	0:59.46 [9] (0:12.42)	0:47.04 [10] (0:12.45)	0:34.59 [10] (0:11.68)	0:22.91 [11] (0:11.20)	0:34.59	+6
5	12 DRIVE A DEEL Ben Thompson	3	67.0 Overall	0:11.35 400m	1:37.48 [5] (0:13.49)	1:23.99 [3] (0:11.52)	1:12.47 [4] (0:12.00)	1:00.47 [4] (0:12.45)	0:48.02 [4] (0:12.60)	0:35.42 [4] (0:12.02)	0:23.40 [4] (0:11.35)	0:35.42	+8
6	16 HILLCREST AVENUE Taylor Marshall	1	66.1 1400m	0:11.36 1400m	1:37.53 [6] (0:13.59)	1:23.94 [5] (0:11.36)	1:12.58 [3] (0:11.98)	1:00.60 [3] (0:12.46)	0:48.14 [3] (0:12.64)	0:35.50 [3] (0:11.98)	0:23.52 [2] (0:11.37)	0:35.50	+4
7	11 WITHOUT REVENGE Damien Thornton	8	67.6 Overall	0:11.35 1400m	1:37.58 [7] (0:13.47)	1:24.11 [2] (0:11.35)	1:12.76 [2] (0:12.00)	1:00.76 [2] (0:12.44)	0:48.32 [2] (0:12.63)	0:35.69 [2] (0:12.11)	0:23.58 [3] (0:11.39)	0:35.69	+6
8	3 AUSSIE NUGGET Angela Jones	5	67.3 Overall	0:11.29 400m	1:37.61 [8] (0:14.40)	1:23.21 [11] (0:11.63)	1:11.58 [11] (0:12.16)	0:59.42 [11] (0:12.33)	0:47.09 [11] (0:12.33)	0:34.76 [11] (0:11.61)	0:23.15 [10] (0:11.29)	0:34.76	+4
9	14 ATLANTIC EAGLE Tim Clark	4	64.8 400m	0:11.28 400m	1:37.65 [9] (0:13.82)	1:23.83 [7] (0:11.59)	1:12.24 [7] (0:12.23)	1:00.01 [8] (0:12.48)	0:47.53 [8] (0:12.46)	0:35.07 [8] (0:11.73)	0:23.34 [8] (0:11.28)	0:35.07	+5
10	13 RATHLIN Jaden Lloyd	2	64.9 1400m	0:11.38 400m	1:37.92 [10] (0:13.66)	1:24.26 [6] (0:11.57)	1:12.69 [6] (0:12.04)	1:00.65 [5] (0:12.46)	0:48.19 [5] (0:12.60)	0:35.59 [6] (0:11.87)	0:23.72 [6] (0:11.38)	0:35.59	+1

Scratched: Hasabro (#1), Indispensable (#2), Rousseau (#4), Trevelyan (#6), The Drover (#15)



Sunshine Coast QLD Professional
Race 9: MEN MATTER RACEDAY 29 JULY BENCHMARK 85 Handicap - 1600m
06 May 2023 - 18:10



Track Rating: Good 4, Weather: Fine, Rail Position: True

Section	Overall	1400m	1200m	1000m	800m	600m	400m	Last 600m						
Field Times	1:37.32 (0:13.30)	1:24.02 (0:11.29)	1:12.73 (0:11.94)	1:00.79 (0:12.52)	0:48.27 (0:12.68)	0:35.59 (0:12.13)	0:23.46 (0:11.46)	0:35.59						
Rank	TAB	Horse/Jockey	Barrier	Top Speed [km/h]	Fastest Section	Overall	1400m	1200m	1000m	800m	600m	400m	Last 600m	Distance Travelled [m]
11	8	OPACITY Andrew Mallyon	17	67.1 1400m	0:11.46 400m	1:38.37 [11] (0:13.55)	1:24.82 [4] (0:11.61)	1:13.21 [5] (0:12.13)	1:01.08 [6] (0:12.40)	0:48.68 [6] (0:12.57)	0:36.11 [5] (0:12.01)	0:24.10 [9] (0:11.46)	0:36.11	+10
12	17	GULF OF SAROS Samantha Collett	11	64.7 600m	0:11.48 400m	1:38.54 [12] (0:14.42)	1:24.12 [12] (0:11.62)	1:12.50 [12] (0:12.16)	1:00.34 [12] (0:12.36)	0:47.98 [12] (0:12.48)	0:35.50 [12] (0:11.76)	0:23.74 [12] (0:11.48)	0:35.50	+9

Scratched: Hasabro (#1), Indispensable (#2), Rousseau (#4), Trevelyan (#6), The Drover (#15)



Sunshine Coast QLD Professional
Race 9: MEN MATTER RACEDAY 29 JULY BENCHMARK 85 Handicap - 1600m
06 May 2023 - 18:10



Track Rating: Good 4, Weather: Fine, Rail Position: True

Section				200m				Last 600m		
Field Times				0:12.00 (0:12.00)				0:35.59		
Rank	TAB	Horse/Jockey	Barrier	Top Speed [km/h]	Fastest Section	Margin			Distance Travelled [m]	
1	5	ALBURQ Boris Thornton	7	66.0 400m	0:11.22 400m	0:11.99 [1] (0:11.99)	1:37.32		0:34.86	
2	10	BLACKLOG Marnu Potgieter	10	65.8 Overall	0:11.27 400m	0:11.71 [6] (0:11.71)	0.1L		0:34.51	-1
3	7	MISSISSIPPI PRINCE Mark Du Plessis	14	68.0 Overall	0:11.29 1400m	0:12.08 [3] (0:12.08)	0.4L		0:35.67	+6
4	9	WAIRERE FALLS Nash Rawiller	16	65.6 400m	0:11.20 400m	0:11.71 [9] (0:11.71)	0.5L		0:34.59	+6
5	12	DRIVE A DEEL Ben Thompson	3	67.0 Overall	0:11.35 400m	0:12.05 [5] (0:12.05)	0.7L		0:35.42	+8
6	16	HILLCREST AVENUE Taylor Marshall	1	66.1 1400m	0:11.36 1400m	0:12.15 [2] (0:12.15)	0.9L		0:35.50	+4
7	11	WITHOUT REVENGE Damien Thornton	8	67.6 Overall	0:11.35 1400m	0:12.19 [4] (0:12.19)	1.1L		0:35.69	+6
8	3	AUSSIE NUGGET Angela Jones	5	67.3 Overall	0:11.29 400m	0:11.86 [10] (0:11.86)	1.2L		0:34.76	+4
9	14	ATLANTIC EAGLE Tim Clark	4	64.8 400m	0:11.28 400m	0:12.06 [8] (0:12.06)	1.4L		0:35.07	+5
10	13	RATHLIN Jaden Lloyd	2	64.9 1400m	0:11.38 400m	0:12.34 [7] (0:12.34)	2.9L		0:35.59	+1

Scratched: Hasabro (#1), Indispensable (#2), Rousseau (#4), Trevelyan (#6), The Drover (#15)



Sunshine Coast QLD Professional
Race 9: MEN MATTER RACEDAY 29 JULY BENCHMARK 85 Handicap - 1600m
06 May 2023 - 18:10



Track Rating: Good 4, Weather: Fine, Rail Position: True

Section				200m				Last 600m		
Field Times				0:12.00 (0:12.00)				0:35.59		
Rank	TAB	Horse/Jockey	Barrier	Top Speed [km/h]	Fastest Section	Margin			Distance Travelled [m]	
11	8	OPACITY	17	67.1	0:11.46	0:12.64 [11]	5.4L		0:36.11	+10
		Andrew Mallyon		1400m	400m	(0:12.64)				
12	17	GULF OF SAROS	11	64.7	0:11.48	0:12.26 [12]	6.2L		0:35.50	+9
		Samantha Collett		600m	400m	(0:12.26)				

Scratched: Hasabro (#1), Indispensable (#2), Rousseau (#4), Trevelyan (#6), The Drover (#15)



Horse/Jockey Name	Alburq
Final Rank	1
Fastest Section Time (Section)	0:11.22 (400m)
Top Speed [km/h] (Section)	66.0 (400m)
Race State	Finished

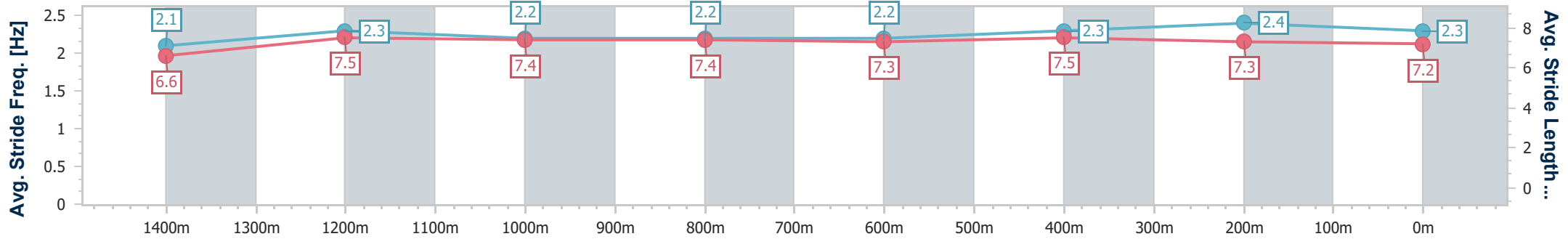
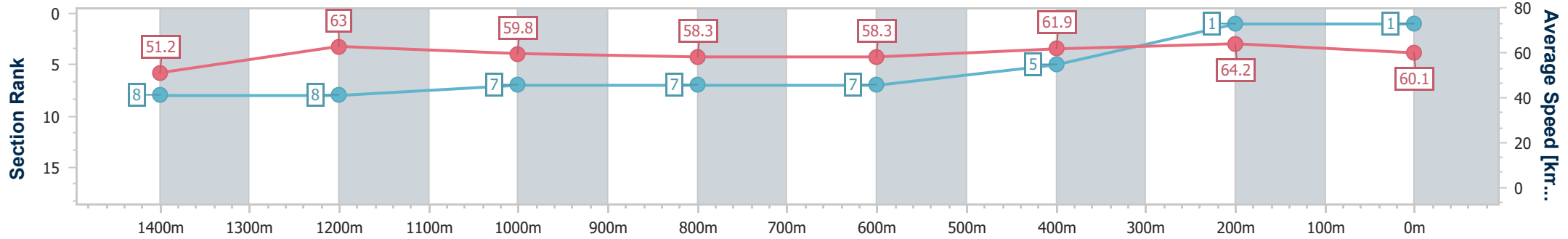


Sunshine Coast QLD Professional
 Race 9: MEN MATTER RACEDAY 29 JULY BENCHMARK 85
 Handicap - 1600m
 06 May 2023 - 18:10



Track Rating: Good 4, Weather: Fine, Rail Position: True

Section	Overall	1400m	1200m	1000m	800m	600m	400m	200m
Section Times	1:37.32 [1] (0:14.06)	1:23.26 [8] (0:11.46)	1:11.80 [8] (0:12.07)	0:59.73 [7] (0:12.40)	0:47.33 [7] (0:12.47)	0:34.86 [7] (0:11.65)	0:23.21 [5] (0:11.22)	0:11.99 [1] (0:11.99)
Average Speed [km/h]	51.2	63.0	59.8	58.3	58.3	61.9	64.2	60.1
Top Speed [km/h]	64.5	65.4	60.5	59.7	60.2	63.6	66.0	63.1
Avg. Dist. to Rail [m]	10.0	2.1	1.9	2.1	1.6	0.4	2.5	3.3
Avg. Stride Freq. [Hz]	2.1	2.3	2.2	2.2	2.2	2.3	2.4	2.3
Avg. Stride Length [m]	6.6	7.5	7.4	7.4	7.3	7.5	7.3	7.2



- [] Ranking at each section and finish
- .-.- No data available at this section
- NA No data available



Horse/Jockey Name	Blacklog
Final Rank	2
Fastest Section Time (Section)	0:11.27 (400m)
Top Speed [km/h] (Section)	65.8 (Overall)
Race State	Finished

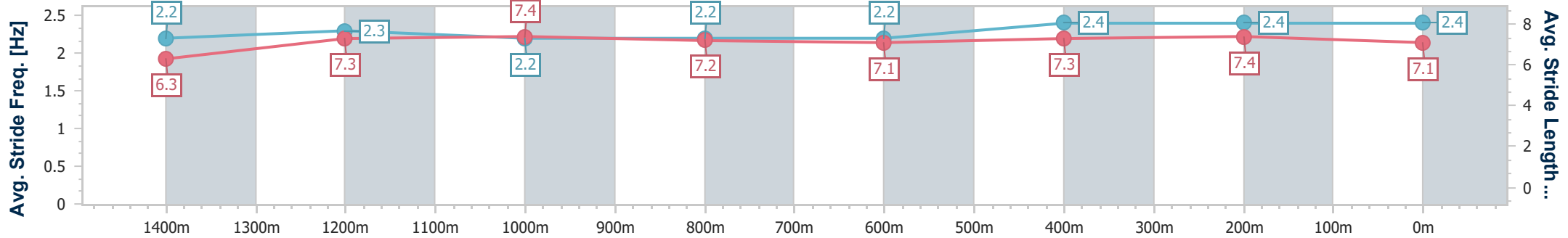
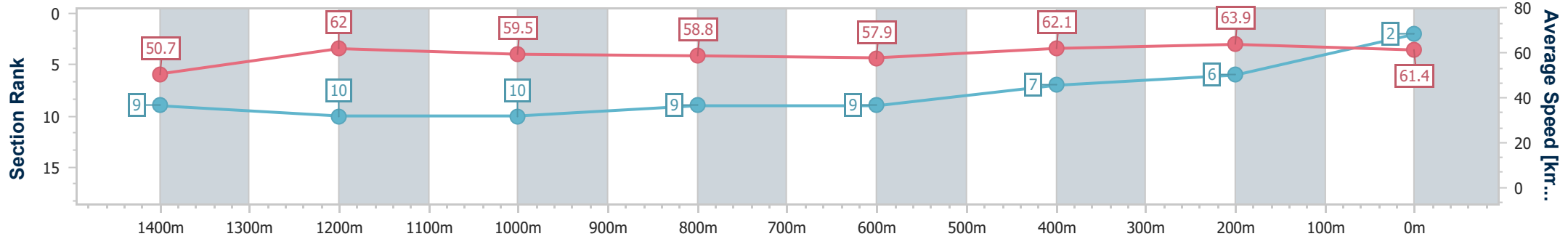


Sunshine Coast QLD Professional
 Race 9: MEN MATTER RACEDAY 29 JULY BENCHMARK 85
 Handicap - 1600m
 06 May 2023 - 18:10



Track Rating: Good 4, Weather: Fine, Rail Position: True

Section	Overall	1400m	1200m	1000m	800m	600m	400m	200m
Section Times	1:37.33 [2] (0:14.19)	1:23.14 [9] (0:11.69)	1:11.45 [10] (0:12.16)	0:59.29 [10] (0:12.28)	0:47.01 [9] (0:12.50)	0:34.51 [9] (0:11.53)	0:22.98 [7] (0:11.27)	0:11.71 [6] (0:11.71)
Average Speed [km/h]	50.7	62.0	59.5	58.8	57.9	62.1	63.9	61.4
Top Speed [km/h]	65.8	65.5	60.5	61.1	59.0	63.9	64.5	63.6
Avg. Dist. to Rail [m]	10.8	2.4	2.5	2.2	1.0	1.2	1.0	1.0
Avg. Stride Freq. [Hz]	2.2	2.3	2.2	2.2	2.2	2.4	2.4	2.4
Avg. Stride Length [m]	6.3	7.3	7.4	7.2	7.1	7.3	7.4	7.1



- [] Ranking at each section and finish
- .-.- No data available at this section
- NA No data available



Horse/Jockey Name	Mississippi Prince
Final Rank	3
Fastest Section Time (Section)	0:11.29 (1400m)
Top Speed [km/h] (Section)	68.0 (Overall)
Race State	Finished

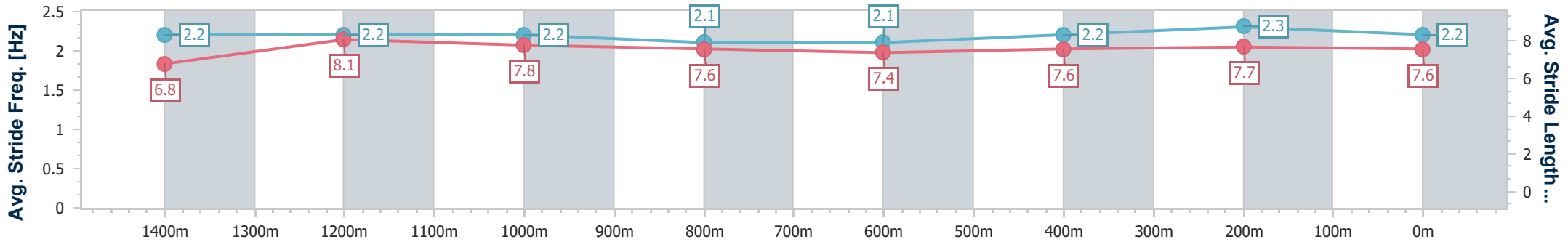
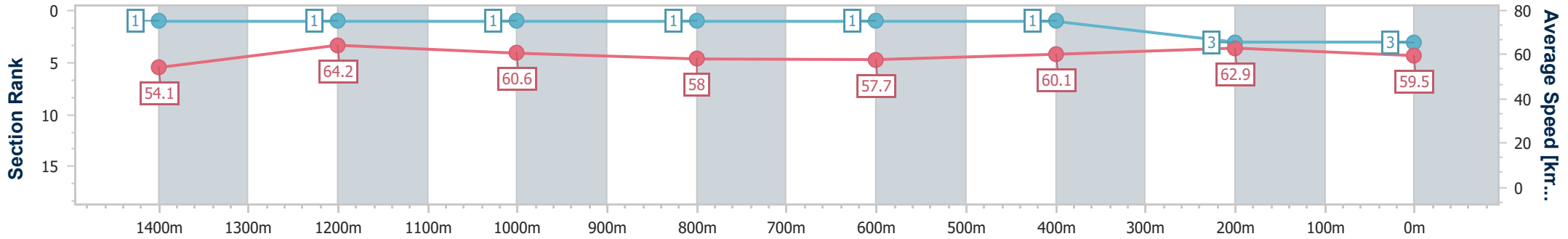


Sunshine Coast QLD Professional
 Race 9: MEN MATTER RACEDAY 29 JULY BENCHMARK 85
 Handicap - 1600m
 06 May 2023 - 18:10



Track Rating: Good 4, Weather: Fine, Rail Position: True

Section	Overall	1400m	1200m	1000m	800m	600m	400m	200m
Section Times	1:37.40 [3] (0:13.30)	1:24.10 [1] (0:11.29)	1:12.81 [1] (0:11.94)	1:00.87 [1] (0:12.52)	0:48.35 [1] (0:12.68)	0:35.67 [1] (0:12.13)	0:23.54 [1] (0:11.46)	0:12.08 [3] (0:12.08)
Average Speed [km/h]	54.1	64.2	60.6	58.0	57.7	60.1	62.9	59.5
Top Speed [km/h]	68.0	67.7	61.5	59.6	59.2	62.1	63.3	62.0
Avg. Dist. to Rail [m]	12.6	4.9	3.2	3.4	3.0	1.8	4.9	5.3
Avg. Stride Freq. [Hz]	2.2	2.2	2.2	2.1	2.1	2.2	2.3	2.2
Avg. Stride Length [m]	6.8	8.1	7.8	7.6	7.4	7.6	7.7	7.6



- [] Ranking at each section and finish
- .-.- No data available at this section
- NA No data available



Horse/Jockey Name	Wairere Falls
Final Rank	4
Fastest Section Time (Section)	0:11.20 (400m)
Top Speed [km/h] (Section)	65.6 (400m)
Race State	Finished

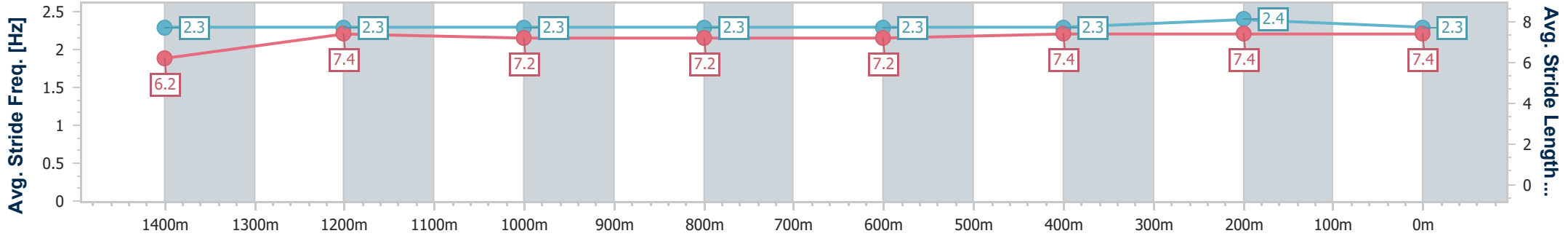
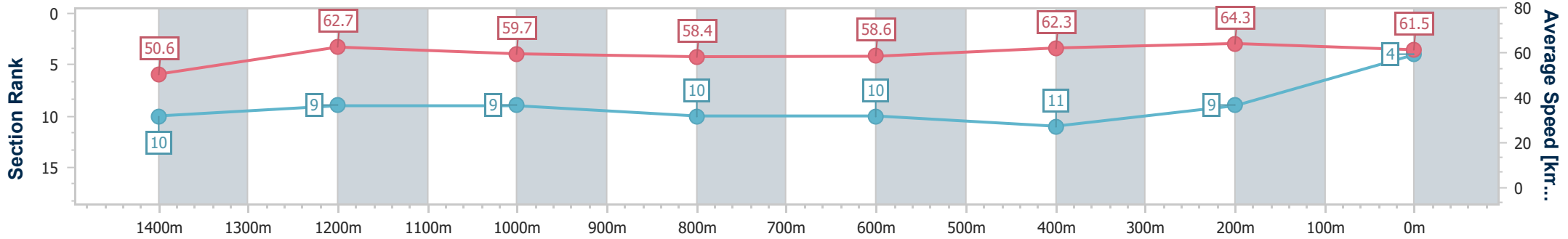


Sunshine Coast QLD Professional
 Race 9: MEN MATTER RACEDAY 29 JULY BENCHMARK 85
 Handicap - 1600m
 06 May 2023 - 18:10



Track Rating: Good 4, Weather: Fine, Rail Position: True

Section	Overall	1400m	1200m	1000m	800m	600m	400m	200m
Section Times	1:37.42 [4] (0:14.26)	1:23.16 [10] (0:11.56)	1:11.60 [9] (0:12.14)	0:59.46 [9] (0:12.42)	0:47.04 [10] (0:12.45)	0:34.59 [10] (0:11.68)	0:22.91 [11] (0:11.20)	0:11.71 [9] (0:11.71)
Average Speed [km/h]	50.6	62.7	59.7	58.4	58.6	62.3	64.3	61.5
Top Speed [km/h]	63.4	64.2	61.1	59.9	61.3	64.2	65.6	64.0
Avg. Dist. to Rail [m]	13.1	3.7	3.5	3.5	2.5	2.0	6.4	8.9
Avg. Stride Freq. [Hz]	2.3	2.3	2.3	2.3	2.3	2.3	2.4	2.3
Avg. Stride Length [m]	6.2	7.4	7.2	7.2	7.2	7.4	7.4	7.4



- [] Ranking at each section and finish
- .-.- No data available at this section
- NA No data available



Horse/Jockey Name	Drive A Deel
Final Rank	5
Fastest Section Time (Section)	0:11.35 (400m)
Top Speed [km/h] (Section)	67.0 (Overall)
Race State	Finished

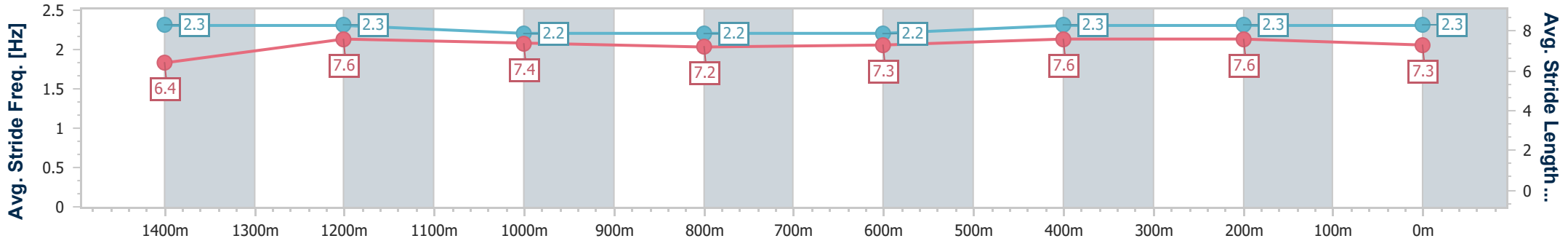
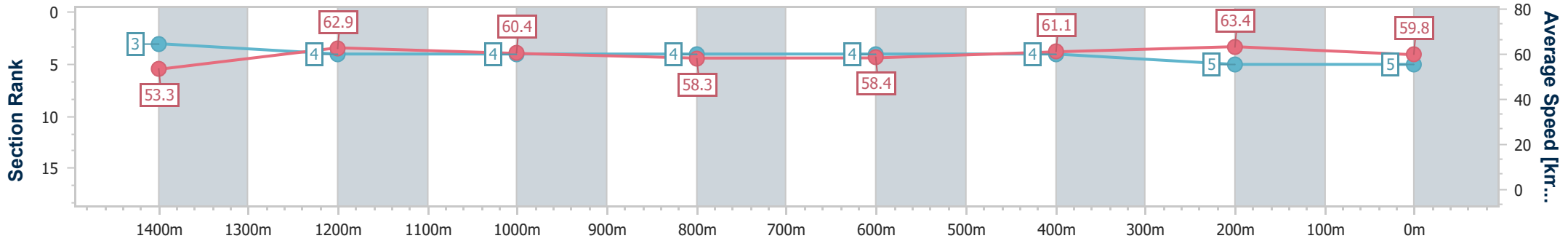


Sunshine Coast QLD Professional
 Race 9: MEN MATTER RACEDAY 29 JULY BENCHMARK 85
 Handicap - 1600m
 06 May 2023 - 18:10



Track Rating: Good 4, Weather: Fine, Rail Position: True

Section	Overall	1400m	1200m	1000m	800m	600m	400m	200m
Section Times	1:37.48 [5] (0:13.49)	1:23.99 [3] (0:11.52)	1:12.47 [4] (0:12.00)	1:00.47 [4] (0:12.45)	0:48.02 [4] (0:12.60)	0:35.42 [4] (0:12.02)	0:23.40 [4] (0:11.35)	0:12.05 [5] (0:12.05)
Average Speed [km/h]	53.3	62.9	60.4	58.3	58.4	61.1	63.4	59.8
Top Speed [km/h]	67.0	65.9	61.3	59.6	59.4	63.5	64.3	62.3
Avg. Dist. to Rail [m]	8.5	4.0	4.0	3.7	3.5	3.3	7.7	9.0
Avg. Stride Freq. [Hz]	2.3	2.3	2.2	2.2	2.2	2.3	2.3	2.3
Avg. Stride Length [m]	6.4	7.6	7.4	7.2	7.3	7.6	7.6	7.3



- [] Ranking at each section and finish
- .-.- No data available at this section
- NA No data available



Horse/Jockey Name	Hillcrest Avenue
Final Rank	6
Fastest Section Time (Section)	0:11.36 (1400m)
Top Speed [km/h] (Section)	66.1 (1400m)
Race State	Finished

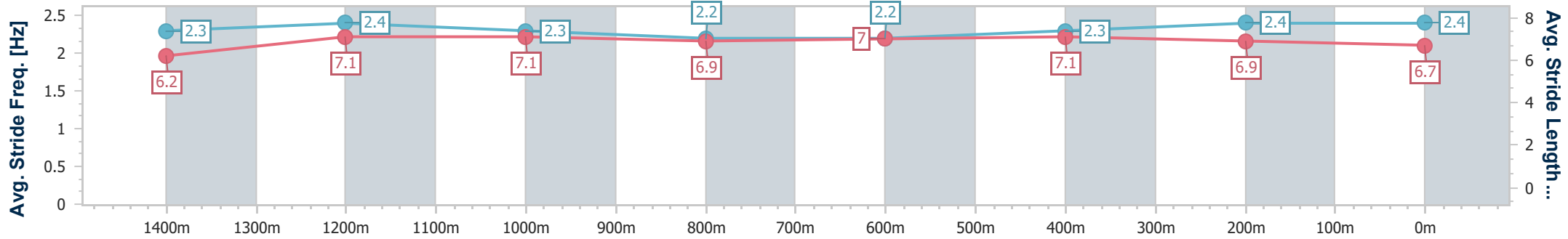
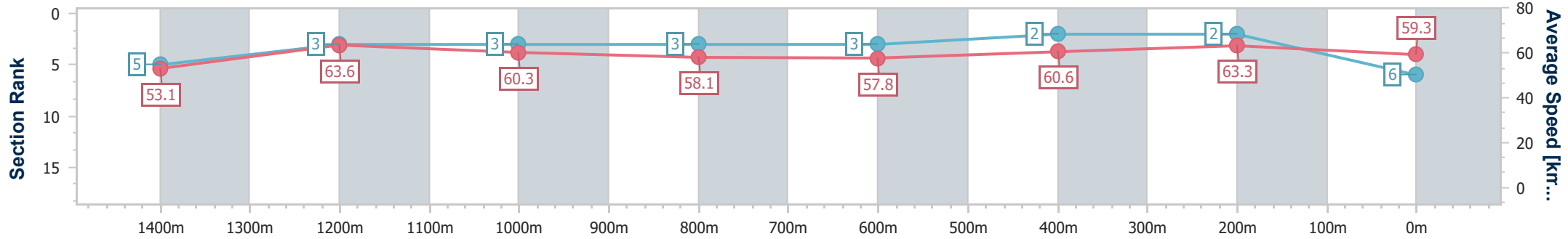


Sunshine Coast QLD Professional
 Race 9: MEN MATTER RACEDAY 29 JULY BENCHMARK 85
 Handicap - 1600m
 06 May 2023 - 18:10



Track Rating: Good 4, Weather: Fine, Rail Position: True

Section	Overall	1400m	1200m	1000m	800m	600m	400m	200m
Section Times	1:37.53 [6] (0:13.59)	1:23.94 [5] (0:11.36)	1:12.58 [3] (0:11.98)	1:00.60 [3] (0:12.46)	0:48.14 [3] (0:12.64)	0:35.50 [3] (0:11.98)	0:23.52 [2] (0:11.37)	0:12.15 [2] (0:12.15)
Average Speed [km/h]	53.1	63.6	60.3	58.1	57.8	60.6	63.3	59.3
Top Speed [km/h]	66.0	66.1	61.4	59.0	59.0	62.7	63.8	62.5
Avg. Dist. to Rail [m]	5.8	2.4	2.9	2.8	2.6	1.4	3.4	4.7
Avg. Stride Freq. [Hz]	2.3	2.4	2.3	2.2	2.2	2.3	2.4	2.4
Avg. Stride Length [m]	6.2	7.1	7.1	6.9	7.0	7.1	6.9	6.7



- [] Ranking at each section and finish
- .-.- No data available at this section
- NA No data available



Horse/Jockey Name	Without Revence
Final Rank	7
Fastest Section Time (Section)	0:11.35 (1400m)
Top Speed [km/h] (Section)	67.6 (Overall)
Race State	Finished

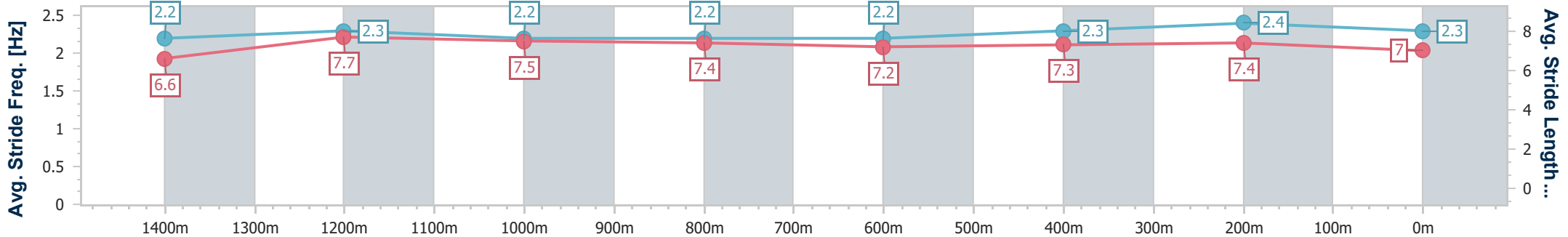
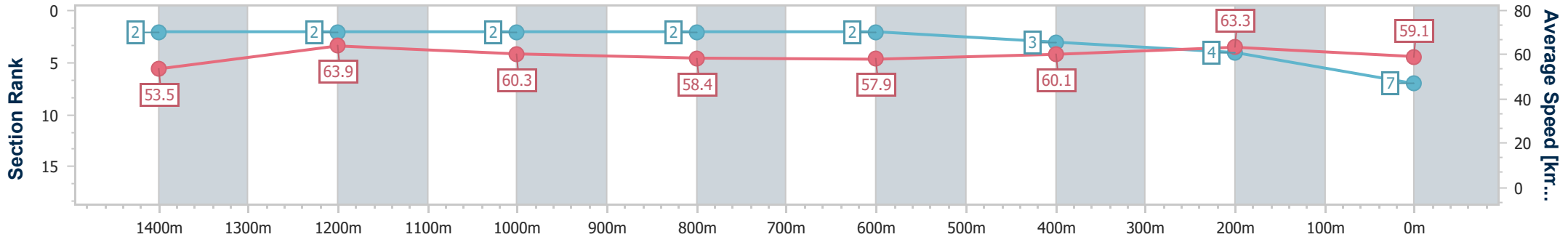


Sunshine Coast QLD Professional
 Race 9: MEN MATTER RACEDAY 29 JULY BENCHMARK 85
 Handicap - 1600m
 06 May 2023 - 18:10



Track Rating: Good 4, Weather: Fine, Rail Position: True

Section	Overall	1400m	1200m	1000m	800m	600m	400m	200m					
Section Times	1:37.58 [7] (0:13.47)	1:24.11 [2] (0:11.35)	1:12.76 [2] (0:12.00)	1:00.76 [2] (0:12.44)	0:48.32 [2] (0:12.63)	0:35.69 [2] (0:12.11)	0:23.58 [3] (0:11.39)	0:12.19 [4] (0:12.19)					
Average Speed [km/h]	53.5	63.9	60.3	58.4	57.9	60.1	63.3	59.1					
Top Speed [km/h]	67.6	67.1	61.4	59.3	58.6	63.7	64.3	61.9					
Avg. Dist. to Rail [m]	11.4	4.9	3.6	3.5	3.0	1.8	5.5	7.1					
Avg. Stride Freq. [Hz]	2.2	2.3	2.2	2.2	2.2	2.3	2.4	2.3					
Avg. Stride Length [m]	6.6	7.7	7.5	7.4	7.2	7.3	7.4	7.0					



- [] Ranking at each section and finish
- .-.- No data available at this section
- NA No data available



Horse/Jockey Name	Aussie Nugget
Final Rank	8
Fastest Section Time (Section)	0:11.29 (400m)
Top Speed [km/h] (Section)	67.3 (Overall)
Race State	Finished

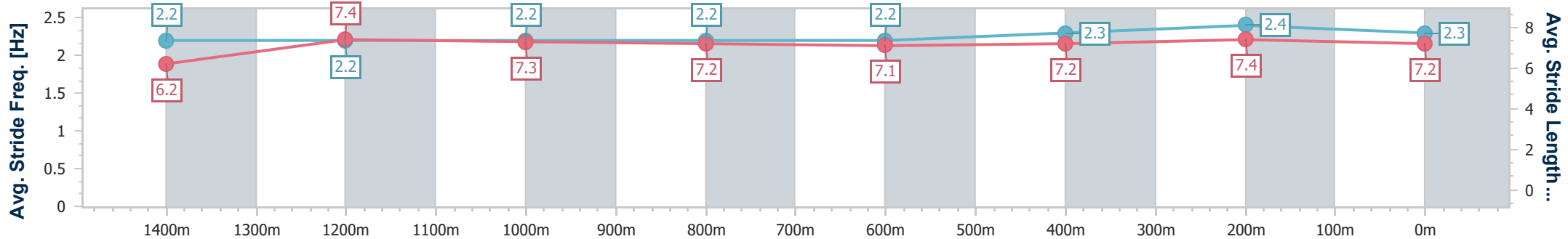
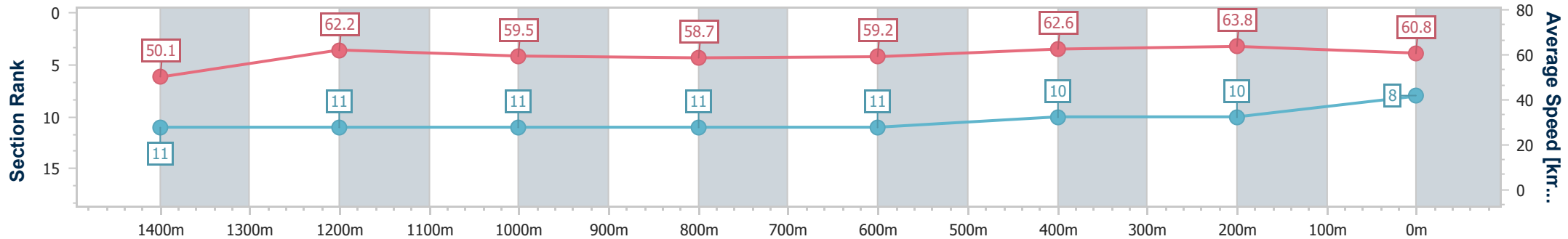


Sunshine Coast QLD Professional
 Race 9: MEN MATTER RACEDAY 29 JULY BENCHMARK 85
 Handicap - 1600m
 06 May 2023 - 18:10



Track Rating: Good 4, Weather: Fine, Rail Position: True

Section	Overall	1400m	1200m	1000m	800m	600m	400m	200m
Section Times	1:37.61 [8] (0:14.40)	1:23.21 [11] (0:11.63)	1:11.58 [11] (0:12.16)	0:59.42 [11] (0:12.33)	0:47.09 [11] (0:12.33)	0:34.76 [11] (0:11.61)	0:23.15 [10] (0:11.29)	0:11.86 [10] (0:11.86)
Average Speed [km/h]	50.1	62.2	59.5	58.7	59.2	62.6	63.8	60.8
Top Speed [km/h]	67.3	64.2	61.0	59.6	60.9	64.0	64.5	63.2
Avg. Dist. to Rail [m]	8.0	2.3	2.8	2.3	2.1	1.6	4.1	3.7
Avg. Stride Freq. [Hz]	2.2	2.2	2.2	2.2	2.2	2.3	2.4	2.3
Avg. Stride Length [m]	6.2	7.4	7.3	7.2	7.1	7.2	7.4	7.2



- [] Ranking at each section and finish
- .-.- No data available at this section
- NA No data available



Horse/Jockey Name	Atlantic Eagle
Final Rank	9
Fastest Section Time (Section)	0:11.28 (400m)
Top Speed [km/h] (Section)	64.8 (400m)
Race State	Finished

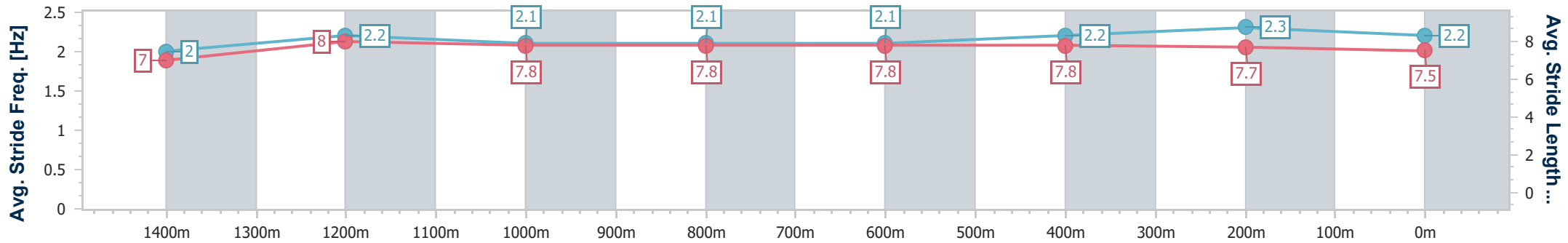
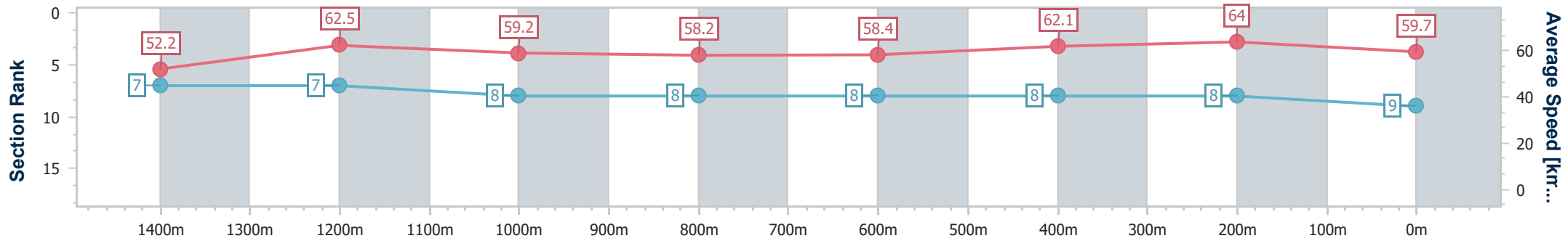


Sunshine Coast QLD Professional
 Race 9: MEN MATTER RACEDAY 29 JULY BENCHMARK 85
 Handicap - 1600m
 06 May 2023 - 18:10



Track Rating: Good 4, Weather: Fine, Rail Position: True

Section	Overall	1400m	1200m	1000m	800m	600m	400m	200m
Section Times	1:37.65 [9] (0:13.82)	1:23.83 [7] (0:11.59)	1:12.24 [7] (0:12.23)	1:00.01 [8] (0:12.48)	0:47.53 [8] (0:12.46)	0:35.07 [8] (0:11.73)	0:23.34 [8] (0:11.28)	0:12.06 [8] (0:12.06)
Average Speed [km/h]	52.2	62.5	59.2	58.2	58.4	62.1	64.0	59.7
Top Speed [km/h]	64.7	64.8	60.8	58.9	61.1	63.2	64.8	62.5
Avg. Dist. to Rail [m]	9.4	4.3	3.9	3.5	1.7	2.1	8.4	10.8
Avg. Stride Freq. [Hz]	2.0	2.2	2.1	2.1	2.1	2.2	2.3	2.2
Avg. Stride Length [m]	7.0	8.0	7.8	7.8	7.8	7.8	7.7	7.5



- [] Ranking at each section and finish
- .-.- No data available at this section
- NA No data available



Horse/Jockey Name	Rathlin
Final Rank	10
Fastest Section Time (Section)	0:11.38 (400m)
Top Speed [km/h] (Section)	64.9 (1400m)
Race State	Finished

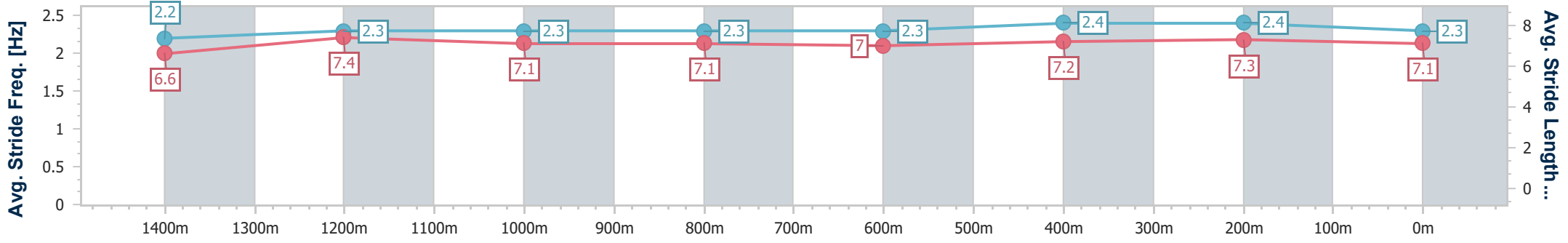
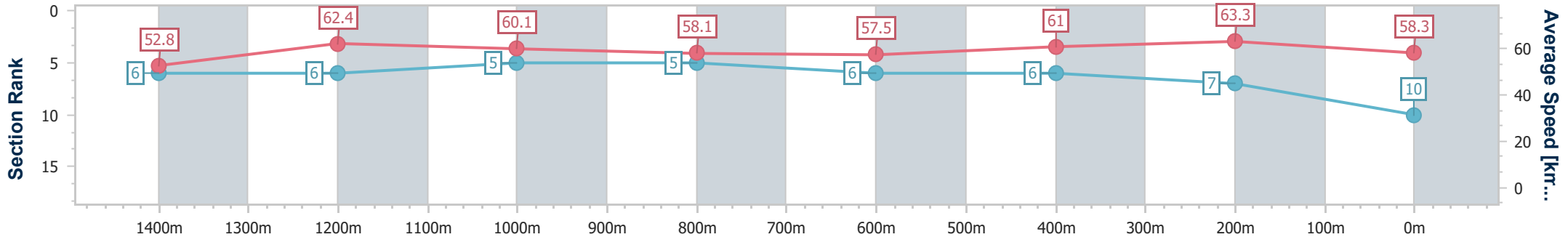


Sunshine Coast QLD Professional
 Race 9: MEN MATTER RACEDAY 29 JULY BENCHMARK 85
 Handicap - 1600m
 06 May 2023 - 18:10



Track Rating: Good 4, Weather: Fine, Rail Position: True

Section	Overall	1400m	1200m	1000m	800m	600m	400m	200m
Section Times	1:37.92 [10] (0:13.66)	1:24.26 [6] (0:11.57)	1:12.69 [6] (0:12.04)	1:00.65 [5] (0:12.46)	0:48.19 [5] (0:12.60)	0:35.59 [6] (0:11.87)	0:23.72 [6] (0:11.38)	0:12.34 [7] (0:12.34)
Average Speed [km/h]	52.8	62.4	60.1	58.1	57.5	61.0	63.3	58.3
Top Speed [km/h]	64.4	64.9	60.7	59.8	58.7	63.1	64.5	61.4
Avg. Dist. to Rail [m]	6.4	2.4	2.6	2.1	1.3	1.0	5.7	6.5
Avg. Stride Freq. [Hz]	2.2	2.3	2.3	2.3	2.3	2.4	2.4	2.3
Avg. Stride Length [m]	6.6	7.4	7.1	7.1	7.0	7.2	7.3	7.1



- [] Ranking at each section and finish
- .-.- No data available at this section
- NA No data available



Horse/Jockey Name	Opacity
Final Rank	11
Fastest Section Time (Section)	0:11.46 (400m)
Top Speed [km/h] (Section)	67.1 (1400m)
Race State	Finished

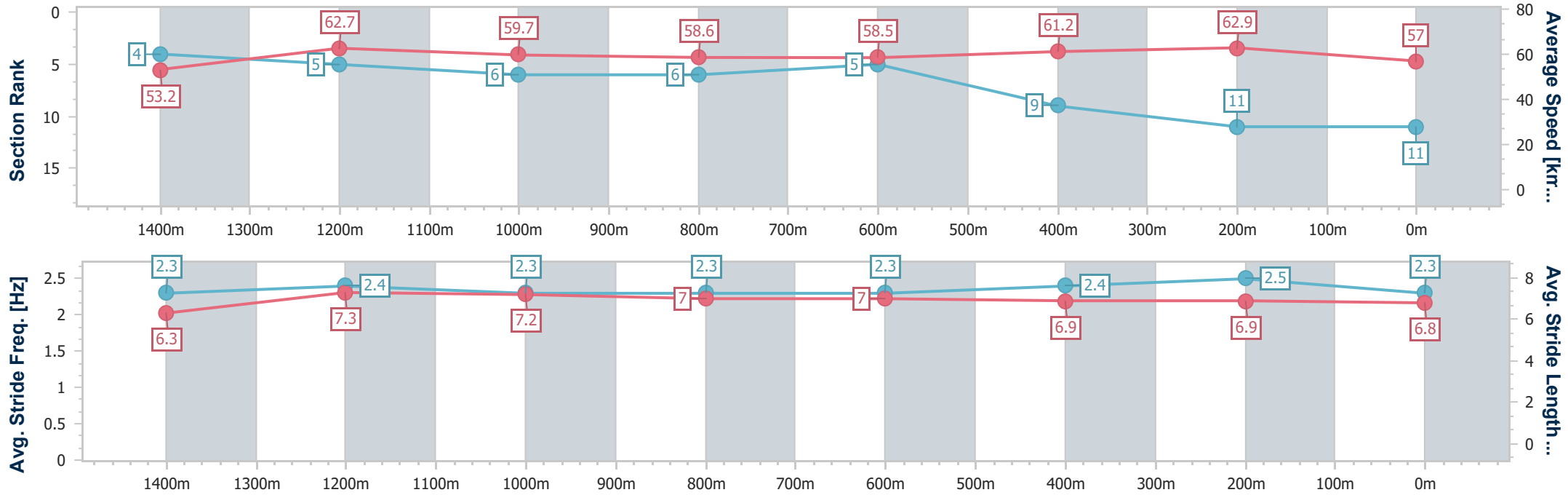


Sunshine Coast QLD Professional
 Race 9: MEN MATTER RACEDAY 29 JULY BENCHMARK 85
 Handicap - 1600m
 06 May 2023 - 18:10



Track Rating: Good 4, Weather: Fine, Rail Position: True

Section	Overall	1400m	1200m	1000m	800m	600m	400m	200m
Section Times	1:38.37 [11] (0:13.55)	1:24.82 [4] (0:11.61)	1:13.21 [5] (0:12.13)	1:01.08 [6] (0:12.40)	0:48.68 [6] (0:12.57)	0:36.11 [5] (0:12.01)	0:24.10 [9] (0:11.46)	0:12.64 [11] (0:12.64)
Average Speed [km/h]	53.2	62.7	59.7	58.6	58.5	61.2	62.9	57.0
Top Speed [km/h]	65.8	67.1	60.7	60.6	60.9	62.7	64.6	60.9
Avg. Dist. to Rail [m]	15.9	6.0	4.6	3.8	3.4	3.6	8.1	10.1
Avg. Stride Freq. [Hz]	2.3	2.4	2.3	2.3	2.3	2.4	2.5	2.3
Avg. Stride Length [m]	6.3	7.3	7.2	7.0	7.0	6.9	6.9	6.8



- [] Ranking at each section and finish
- .-.- No data available at this section
- NA No data available



Horse/Jockey Name	Gulf Of Saros
Final Rank	12
Fastest Section Time (Section)	0:11.48 (400m)
Top Speed [km/h] (Section)	64.7 (600m)
Race State	Finished

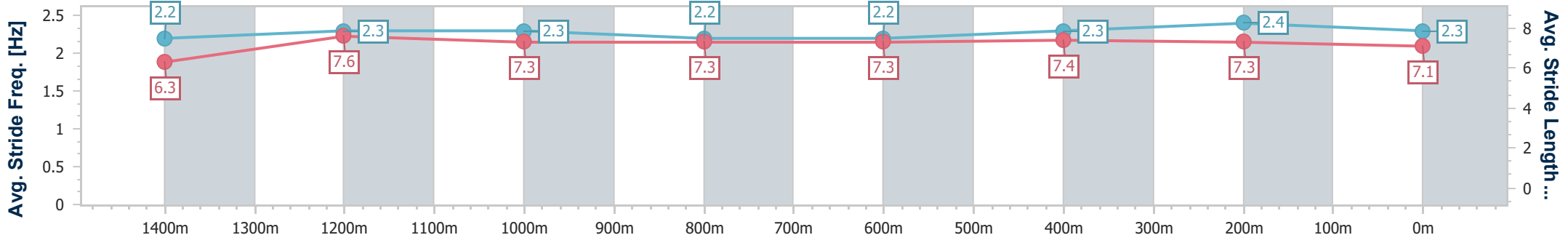
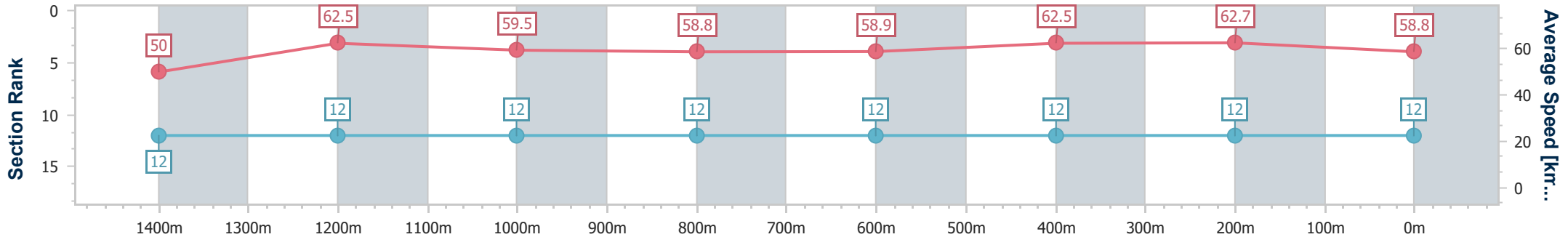


Sunshine Coast QLD Professional
 Race 9: MEN MATTER RACEDAY 29 JULY BENCHMARK 85
 Handicap - 1600m
 06 May 2023 - 18:10



Track Rating: Good 4, Weather: Fine, Rail Position: True

Section	Overall	1400m	1200m	1000m	800m	600m	400m	200m
Section Times	1:38.54 [12] (0:14.42)	1:24.12 [12] (0:11.62)	1:12.50 [12] (0:12.16)	1:00.34 [12] (0:12.36)	0:47.98 [12] (0:12.48)	0:35.50 [12] (0:11.76)	0:23.74 [12] (0:11.48)	0:12.26 [12] (0:12.26)
Average Speed [km/h]	50.0	62.5	59.5	58.8	58.9	62.5	62.7	58.8
Top Speed [km/h]	63.8	63.8	60.7	60.1	61.4	64.7	64.4	61.0
Avg. Dist. to Rail [m]	11.7	3.0	4.0	3.8	3.7	3.5	8.2	8.1
Avg. Stride Freq. [Hz]	2.2	2.3	2.3	2.2	2.2	2.3	2.4	2.3
Avg. Stride Length [m]	6.3	7.6	7.3	7.3	7.3	7.4	7.3	7.1



- [] Ranking at each section and finish
- .-.- No data available at this section
- NA No data available