

06 May 2023 - 14:54

Track Rating: Good 4, Weather: Fine, Rail Position: True

Section													Last 600m					
Field Times		Overall	1000m	800m	600m	400m	200m						0:35.04					
		1:11.24 (0:13.35)	0:57.89 (0:11.10)	0:46.79 (0:11.75)	0:35.04 (0:11.89)	0:23.15 (0:11.27)	0:11.88 (0:11.88)											
Rank	TAB	Horse/Jockey	Barrier	Top Speed [km/h]	Fastest Section												Margin	Distance Travelled [m]
1	13	RUSSIAN ALLIANCE Larry Cassidy	4	66.5 400m	0:11.08 400m	1:11.24 [1] (0:13.63)	0:57.61 [7] (0:11.39)	0:46.22 [7] (0:11.85)	0:34.37 [7] (0:11.46)	0:22.91 [5] (0:11.08)	0:11.83 [2] (0:11.83)	1:11.24	0:34.37					
2	16	ABOUNDING Tim Clark	9	68.5 Overall	0:11.15 400m	1:11.25 [2] (0:13.40)	0:57.85 [3] (0:11.31)	0:46.54 [3] (0:11.96)	0:34.58 [4] (0:11.54)	0:23.04 [3] (0:11.15)	0:11.89 [1] (0:11.89)	0.1L	0:34.58	+8				
3	12	TRIFLING Ben Thompson	7	65.4 400m	0:11.26 400m	1:11.63 [3] (0:13.87)	0:57.76 [9] (0:11.39)	0:46.37 [10] (0:11.78)	0:34.59 [8] (0:11.36)	0:23.23 [8] (0:11.26)	0:11.97 [4] (0:11.97)	2.4L	0:34.59	+2				
4	8	BOOM MASTER Justin Huxtable	15	66.5 1000m	0:11.16 400m	1:11.83 [4] (0:13.94)	0:57.89 [10] (0:11.26)	0:46.63 [8] (0:11.94)	0:34.69 [8] (0:11.63)	0:23.06 [9] (0:11.16)	0:11.90 [7] (0:11.90)	3.4L	0:34.69	+7				
5	10	INFLUENTIAL James McDonald	6	65.7 400m	0:11.14 400m	1:11.90 [5] (0:13.96)	0:57.94 [11] (0:11.53)	0:46.41 [12] (0:11.91)	0:34.50 [12] (0:11.33)	0:23.17 [10] (0:11.14)	0:12.03 [8] (0:12.03)	3.7L	0:34.50	+4				
6	11	ZIMO Chad Schofield	16	66.3 1000m	0:11.23 400m	1:11.94 [6] (0:14.05)	0:57.89 [12] (0:11.31)	0:46.58 [11] (0:11.90)	0:34.68 [11] (0:11.51)	0:23.17 [12] (0:11.23)	0:11.94 [10] (0:11.94)	3.9L	0:34.68	+9				
7	14	RINGER'S REWARD Madeleine Wishart	1	66.6 1000m	0:11.20 1000m	1:11.97 [7] (0:13.55)	0:58.42 [5] (0:11.20)	0:47.22 [4] (0:11.83)	0:35.39 [3] (0:11.60)	0:23.79 [2] (0:11.39)	0:12.40 [3] (0:12.40)	4.1L	0:35.39	+2				
8	17	SHE MINE Nikita Beriman	12	66.1 1000m	0:11.29 1000m	1:12.21 [8] (0:13.62)	0:58.59 [6] (0:11.29)	0:47.30 [5] (0:11.91)	0:35.39 [5] (0:11.60)	0:23.79 [7] (0:11.40)	0:12.39 [6] (0:12.39)	5.4L	0:35.39	+6				
9	19	MONEY TEAM Jim Byrne	8	65.5 1000m	0:11.39 1000m	1:12.48 [9] (0:13.83)	0:58.65 [8] (0:11.39)	0:47.26 [9] (0:11.93)	0:35.33 [10] (0:11.58)	0:23.75 [11] (0:11.40)	0:12.35 [12] (0:12.35)	6.9L	0:35.33	+6				
10	1	MISHANI GANGSTER James Orman	11	66.0 Overall	0:11.40 400m	1:12.59 [10] (0:13.53)	0:59.06 [4] (0:11.47)	0:47.59 [6] (0:11.87)	0:35.72 [6] (0:11.49)	0:24.23 [6] (0:11.40)	0:12.83 [5] (0:12.83)	7.4L	0:35.72	+3				

Scratched: Chrysaor (#2), Nazorian (#4), Snapback (#6), Namesake (#7), Matusalem (#9), Salt Lake Betty (#15), Red Defcon (#18)



Sunshine Coast QLD Professional
Race 4: TAB KEN RUSSELL MEMORIAL CLASSIC - 1200m
06 May 2023 - 14:54



Track Rating: Good 4, Weather: Fine, Rail Position: True

Section		Overall	1000m	800m	600m	400m	200m	Last 600m					
Field Times		1:11.24 (0:13.35)	0:57.89 (0:11.10)	0:46.79 (0:11.75)	0:35.04 (0:11.89)	0:23.15 (0:11.27)	0:11.88 (0:11.88)	0:35.04					
Rank	TAB Horse/Jockey	Barrier	Top Speed [km/h]	Fastest Section	Margin							Distance Travelled [m]	
11	5 TORQUE I TEE Brodie Loy	5	67.3 1000m	0:11.06 1000m	1:13.28 [11] (0:13.39)	0:59.89 [2] (0:11.06)	0:48.83 [1] (0:11.75)	0:37.08 [1] (0:11.89)	0:25.19 [1] (0:11.81)	0:13.38 [9] (0:13.38)	11.4L	0:37.08	-1
12	3 ROTHGO Georgina Cartwright	10	67.4 Overall	0:11.18 1000m	1:13.41 [12] (0:13.35)	1:00.06 [1] (0:11.18)	0:48.88 [2] (0:11.97)	0:36.91 [2] (0:11.79)	0:25.12 [4] (0:11.77)	0:13.35 [11] (0:13.35)	11.9L	0:36.91	+6

Scratched: Chrysaor (#2), Nazorian (#4), Snapback (#6), Namesake (#7), Matusalem (#9), Salt Lake Betty (#15), Red Defcon (#18)



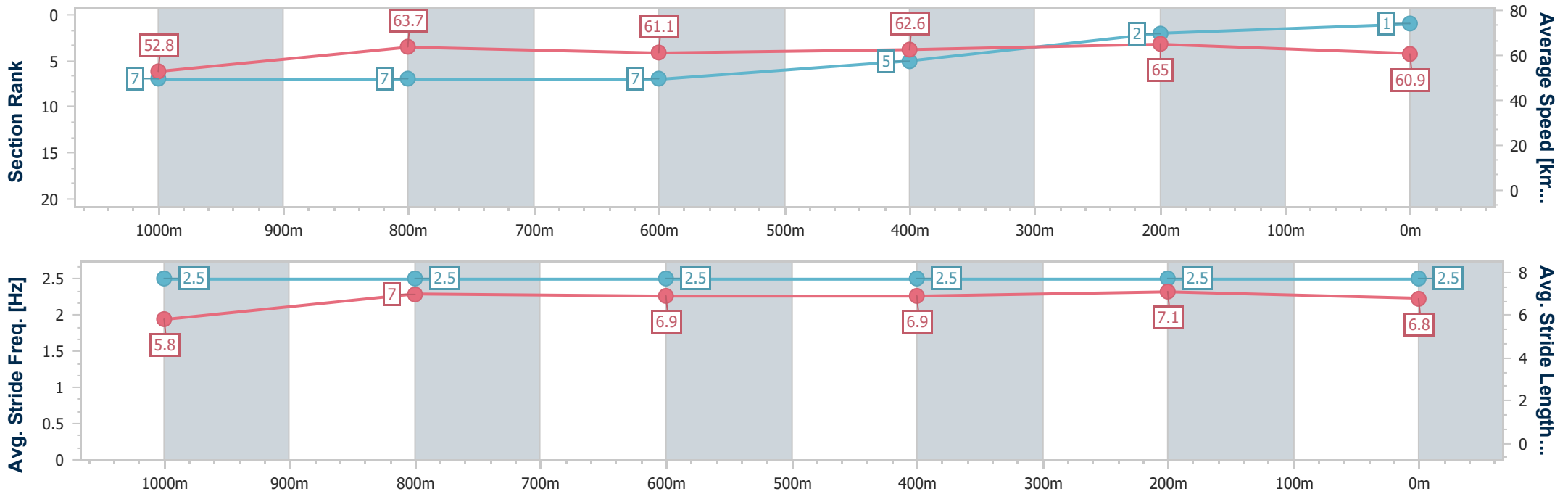
Horse/Jockey Name	Russian Alliance
Final Rank	1
Fastest Section Time (Section)	0:11.08 (400m)
Top Speed [km/h] (Section)	66.5 (400m)
Race State	Finished



Sunshine Coast QLD Professional
 Race 4: TAB KEN RUSSELL MEMORIAL CLASSIC - 1200m
 06 May 2023 - 14:54
 Track Rating: Good 4, Weather: Fine, Rail Position: True



Section	Overall	1000m	800m	600m	400m	200m
Section Times	1:11.24 [1] (0:13.63)	0:57.61 [7] (0:11.39)	0:46.22 [7] (0:11.85)	0:34.37 [7] (0:11.46)	0:22.91 [5] (0:11.08)	0:11.83 [2] (0:11.83)
Average Speed [km/h]	52.8	63.7	61.1	62.6	65.0	60.9
Top Speed [km/h]	65.2	65.3	62.1	64.0	66.5	63.5
Avg. Dist. to Rail [m]	4.8	2.4	1.3	0.8	1.6	1.3
Avg. Stride Freq. [Hz]	2.5	2.5	2.5	2.5	2.5	2.5
Avg. Stride Length [m]	5.8	7.0	6.9	6.9	7.1	6.8



- [] Ranking at each section and finish
- .-.- No data available at this section
- NA No data available



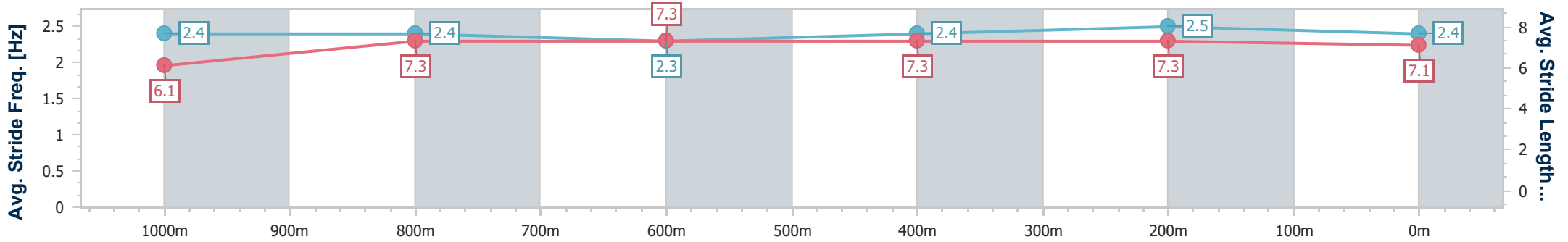
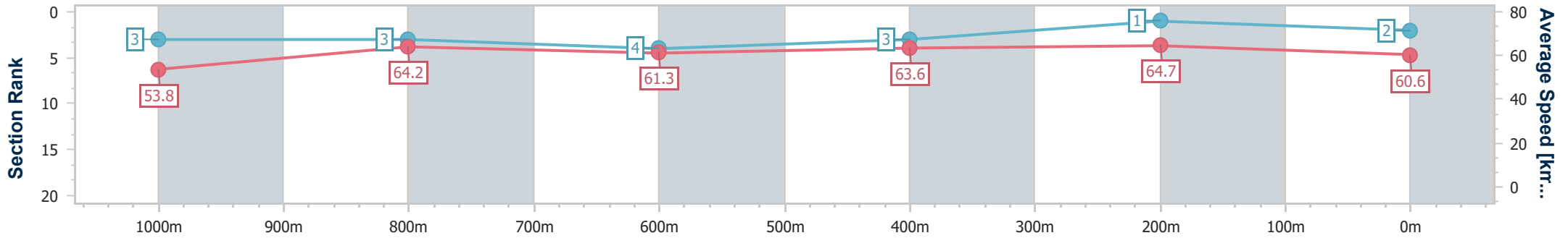
Horse/Jockey Name	Abounding
Final Rank	2
Fastest Section Time (Section)	0:11.15 (400m)
Top Speed [km/h] (Section)	68.5 (Overall)
Race State	Finished



Sunshine Coast QLD Professional
 Race 4: TAB KEN RUSSELL MEMORIAL CLASSIC - 1200m
 06 May 2023 - 14:54
 Track Rating: Good 4, Weather: Fine, Rail Position: True



Section	Overall	1000m	800m	600m	400m	200m
Section Times	1:11.25 [2] (0:13.40)	0:57.85 [3] (0:11.31)	0:46.54 [3] (0:11.96)	0:34.58 [4] (0:11.54)	0:23.04 [3] (0:11.15)	0:11.89 [1] (0:11.89)
Average Speed [km/h]	53.8	64.2	61.3	63.6	64.7	60.6
Top Speed [km/h]	68.5	67.0	62.1	65.3	65.5	63.1
Avg. Dist. to Rail [m]	8.0	3.3	3.0	3.5	5.1	2.9
Avg. Stride Freq. [Hz]	2.4	2.4	2.3	2.4	2.5	2.4
Avg. Stride Length [m]	6.1	7.3	7.3	7.3	7.3	7.1



- [] Ranking at each section and finish
- .-.- No data available at this section
- NA No data available



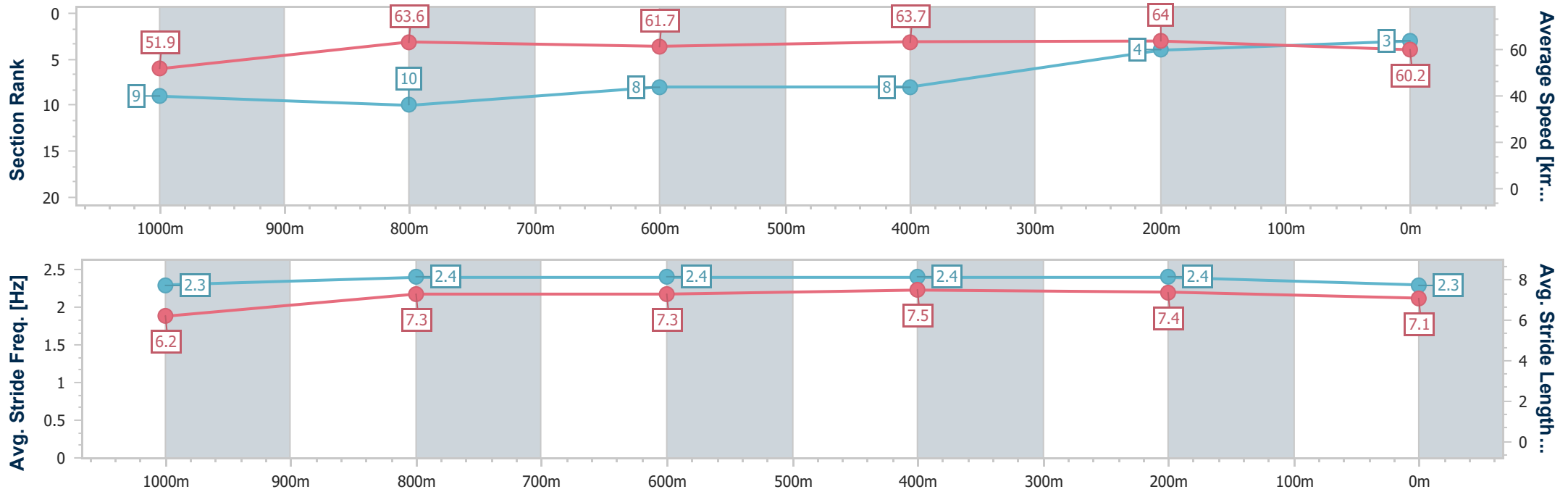
Horse/Jockey Name	Trifling
Final Rank	3
Fastest Section Time (Section)	0:11.26 (400m)
Top Speed [km/h] (Section)	65.4 (400m)
Race State	Finished



Sunshine Coast QLD Professional
 Race 4: TAB KEN RUSSELL MEMORIAL CLASSIC - 1200m
 06 May 2023 - 14:54
 Track Rating: Good 4, Weather: Fine, Rail Position: True



Section	Overall	1000m	800m	600m	400m	200m
Section Times	1:11.63 [3] (0:13.87)	0:57.76 [9] (0:11.39)	0:46.37 [10] (0:11.78)	0:34.59 [8] (0:11.36)	0:23.23 [8] (0:11.26)	0:11.97 [4]
Average Speed [km/h]	51.9	63.6	61.7	63.7	64.0	60.2
Top Speed [km/h]	65.1	65.3	62.7	65.0	65.4	62.6
Avg. Dist. to Rail [m]	5.9	2.9	1.6	0.9	1.5	2.0
Avg. Stride Freq. [Hz]	2.3	2.4	2.4	2.4	2.4	2.3
Avg. Stride Length [m]	6.2	7.3	7.3	7.5	7.4	7.1



- [] Ranking at each section and finish
- .-.- No data available at this section
- NA No data available



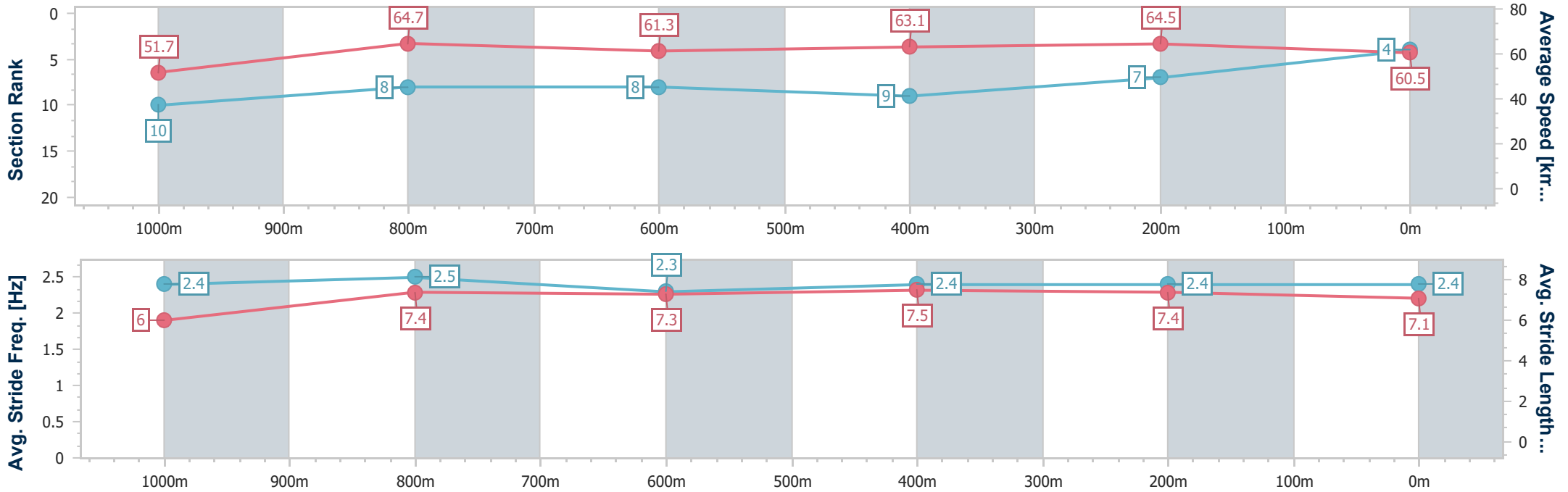
Horse/Jockey Name	Boom Master
Final Rank	4
Fastest Section Time (Section)	0:11.16 (400m)
Top Speed [km/h] (Section)	66.5 (1000m)
Race State	Finished



Sunshine Coast QLD Professional
 Race 4: TAB KEN RUSSELL MEMORIAL CLASSIC - 1200m
 06 May 2023 - 14:54
 Track Rating: Good 4, Weather: Fine, Rail Position: True



Section	Overall	1000m	800m	600m	400m	200m
Section Times	1:11.83 [4] (0:13.94)	0:57.89 [10] (0:11.26)	0:46.63 [8] (0:11.94)	0:34.69 [8] (0:11.63)	0:23.06 [9] (0:11.16)	0:11.90 [7]
Average Speed [km/h]	51.7	64.7	61.3	63.1	64.5	60.5
Top Speed [km/h]	65.7	66.5	62.4	64.5	65.9	64.1
Avg. Dist. to Rail [m]	11.7	5.1	3.1	2.5	8.1	7.4
Avg. Stride Freq. [Hz]	2.4	2.5	2.3	2.4	2.4	2.4
Avg. Stride Length [m]	6.0	7.4	7.3	7.5	7.4	7.1



- [] Ranking at each section and finish
- .-.- No data available at this section
- NA No data available



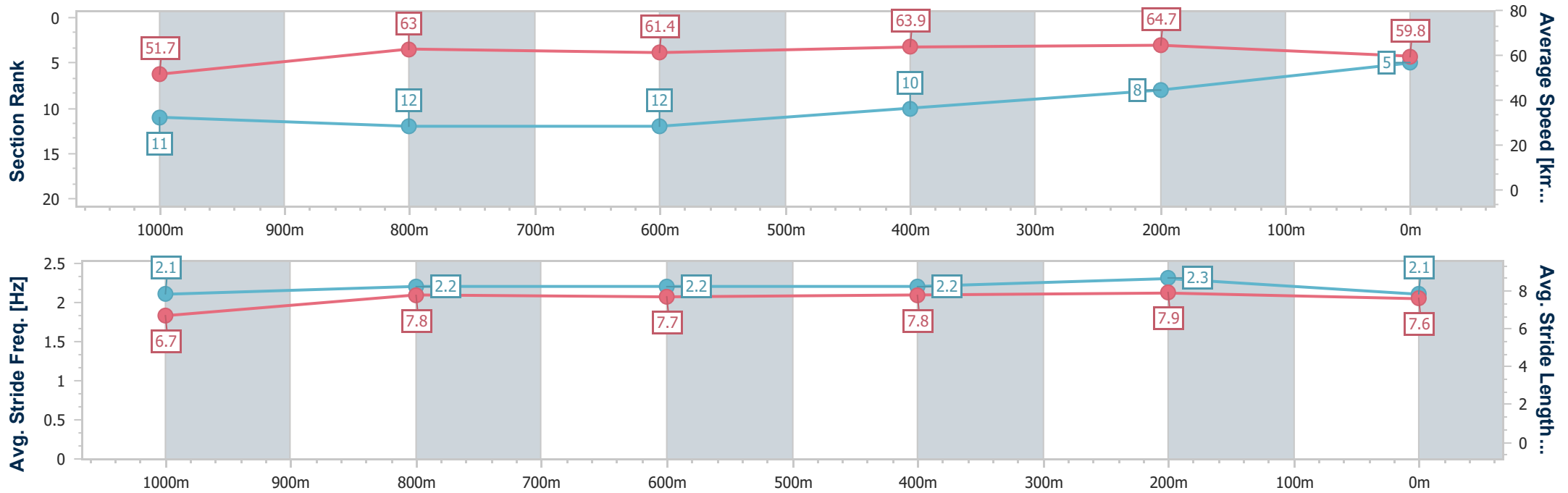
Horse/Jockey Name	Influential
Final Rank	5
Fastest Section Time (Section)	0:11.14 (400m)
Top Speed [km/h] (Section)	65.7 (400m)
Race State	Finished



Sunshine Coast QLD Professional
 Race 4: TAB KEN RUSSELL MEMORIAL CLASSIC - 1200m
 06 May 2023 - 14:54
 Track Rating: Good 4, Weather: Fine, Rail Position: True



Section	Overall	1000m	800m	600m	400m	200m
Section Times	1:11.90 [5] (0:13.96)	0:57.94 [11] (0:11.53)	0:46.41 [12] (0:11.91)	0:34.50 [12] (0:11.33)	0:23.17 [10] (0:11.14)	0:12.03 [8] (0:12.03)
Average Speed [km/h]	51.7	63.0	61.4	63.9	64.7	59.8
Top Speed [km/h]	64.9	65.5	63.3	65.1	65.7	62.6
Avg. Dist. to Rail [m]	6.6	4.4	2.7	1.0	3.4	3.2
Avg. Stride Freq. [Hz]	2.1	2.2	2.2	2.2	2.3	2.1
Avg. Stride Length [m]	6.7	7.8	7.7	7.8	7.9	7.6



- [] Ranking at each section and finish
- .-.- No data available at this section
- NA No data available



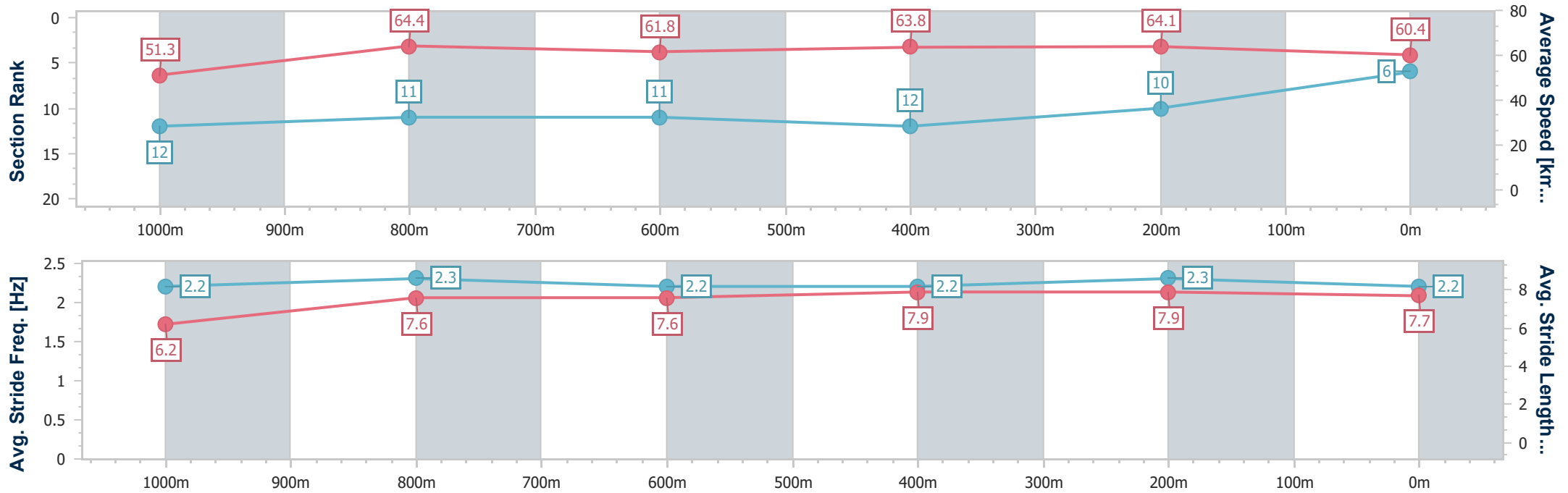
Horse/Jockey Name	Zimo
Final Rank	6
Fastest Section Time (Section)	0:11.23 (400m)
Top Speed [km/h] (Section)	66.3 (1000m)
Race State	Finished



Sunshine Coast QLD Professional
 Race 4: TAB KEN RUSSELL MEMORIAL CLASSIC - 1200m
 06 May 2023 - 14:54
 Track Rating: Good 4, Weather: Fine, Rail Position: True



Section	Overall	1000m	800m	600m	400m	200m
Section Times	1:11.94 [6] (0:14.05)	0:57.89 [12] (0:11.31)	0:46.58 [11] (0:11.90)	0:34.68 [11] (0:11.51)	0:23.17 [12] (0:11.23)	0:11.94 [10] (0:11.94)
Average Speed [km/h]	51.3	64.4	61.8	63.8	64.1	60.4
Top Speed [km/h]	64.0	66.3	62.8	64.6	64.6	63.3
Avg. Dist. to Rail [m]	12.6	5.4	3.5	3.5	8.4	8.0
Avg. Stride Freq. [Hz]	2.2	2.3	2.2	2.2	2.3	2.2
Avg. Stride Length [m]	6.2	7.6	7.6	7.9	7.9	7.7



- [] Ranking at each section and finish
- .-.- No data available at this section
- NA No data available



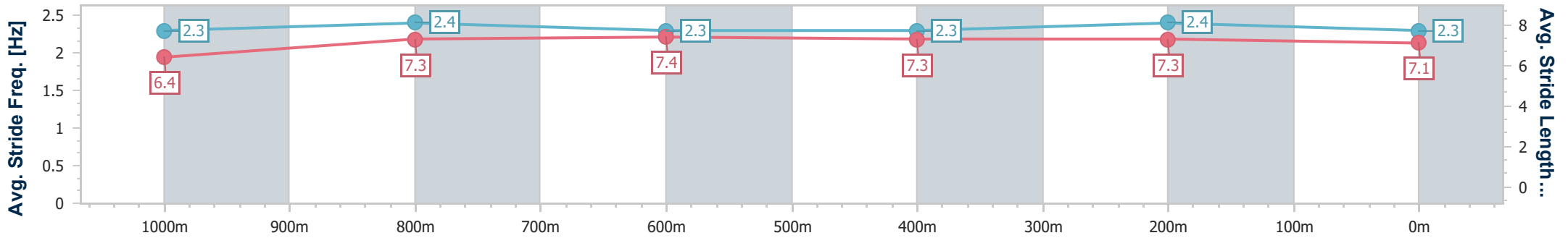
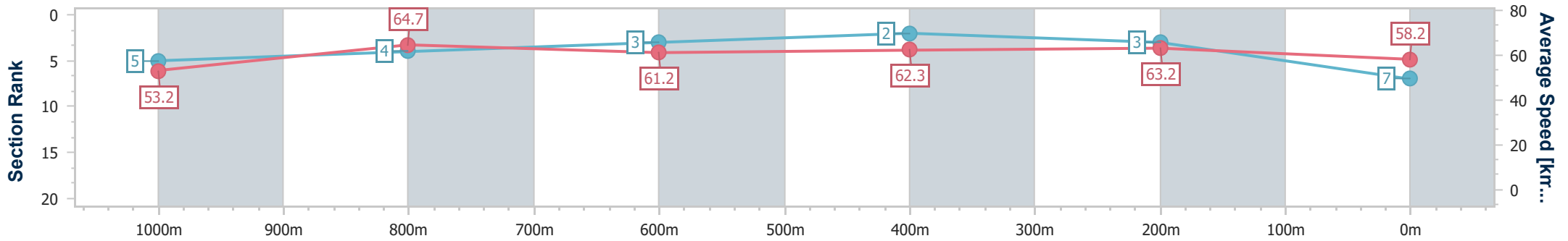
Horse/Jockey Name	Ringer's Reward
Final Rank	7
Fastest Section Time (Section)	0:11.20 (1000m)
Top Speed [km/h] (Section)	66.6 (1000m)
Race State	Finished



Sunshine Coast QLD Professional
 Race 4: TAB KEN RUSSELL MEMORIAL CLASSIC - 1200m
 06 May 2023 - 14:54
 Track Rating: Good 4, Weather: Fine, Rail Position: True



Section	Overall	1000m	800m	600m	400m	200m
Section Times	1:11.97 [7] (0:13.55)	0:58.42 [5] (0:11.20)	0:47.22 [4] (0:11.83)	0:35.39 [3] (0:11.60)	0:23.79 [2] (0:11.39)	0:12.40 [3] (0:12.40)
Average Speed [km/h]	53.2	64.7	61.2	62.3	63.2	58.2
Top Speed [km/h]	65.4	66.6	62.8	63.4	64.6	60.7
Avg. Dist. to Rail [m]	3.9	2.4	1.3	0.6	3.3	4.2
Avg. Stride Freq. [Hz]	2.3	2.4	2.3	2.3	2.4	2.3
Avg. Stride Length [m]	6.4	7.3	7.4	7.3	7.3	7.1



- [] Ranking at each section and finish
- .-.- No data available at this section
- NA No data available



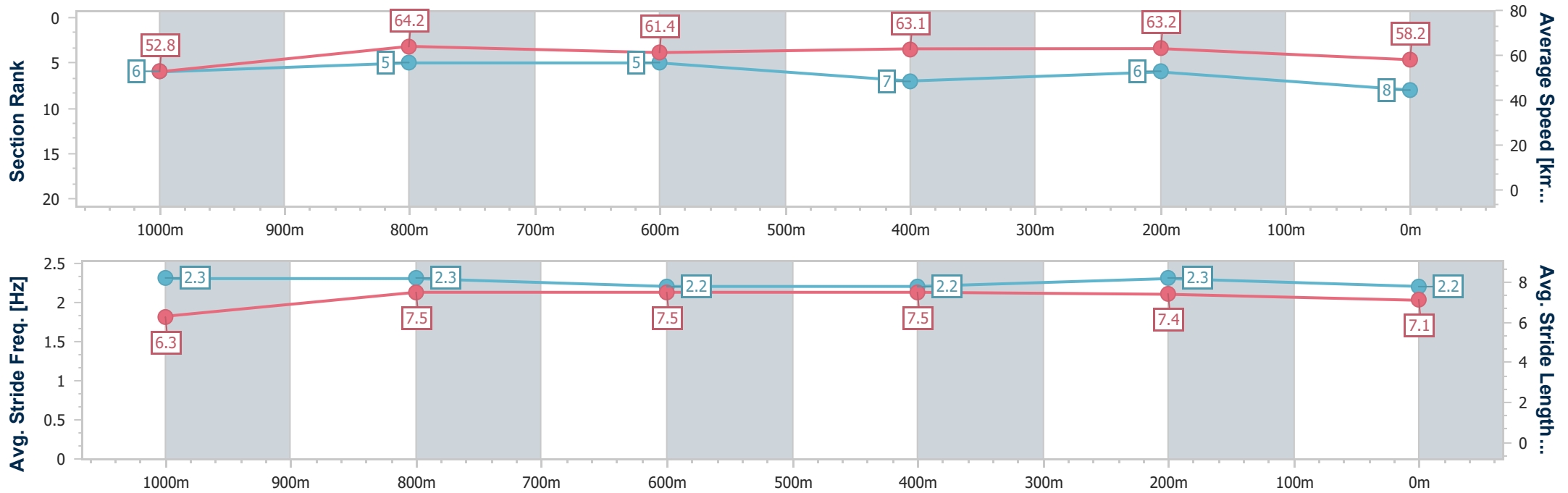
Horse/Jockey Name	She Mine
Final Rank	8
Fastest Section Time (Section)	0:11.29 (1000m)
Top Speed [km/h] (Section)	66.1 (1000m)
Race State	Finished



Sunshine Coast QLD Professional
 Race 4: TAB KEN RUSSELL MEMORIAL CLASSIC - 1200m
 06 May 2023 - 14:54
 Track Rating: Good 4, Weather: Fine, Rail Position: True



Section	Overall	1000m	800m	600m	400m	200m
Section Times	1:12.21 [8] (0:13.62)	0:58.59 [6] (0:11.29)	0:47.30 [5] (0:11.91)	0:35.39 [5] (0:11.60)	0:23.79 [7] (0:11.40)	0:12.39 [6] (0:12.39)
Average Speed [km/h]	52.8	64.2	61.4	63.1	63.2	58.2
Top Speed [km/h]	65.9	66.1	62.3	63.8	63.8	61.8
Avg. Dist. to Rail [m]	10.8	3.3	2.5	2.9	6.0	5.7
Avg. Stride Freq. [Hz]	2.3	2.3	2.2	2.2	2.3	2.2
Avg. Stride Length [m]	6.3	7.5	7.5	7.5	7.4	7.1



- [] Ranking at each section and finish
- .-.- No data available at this section
- NA No data available



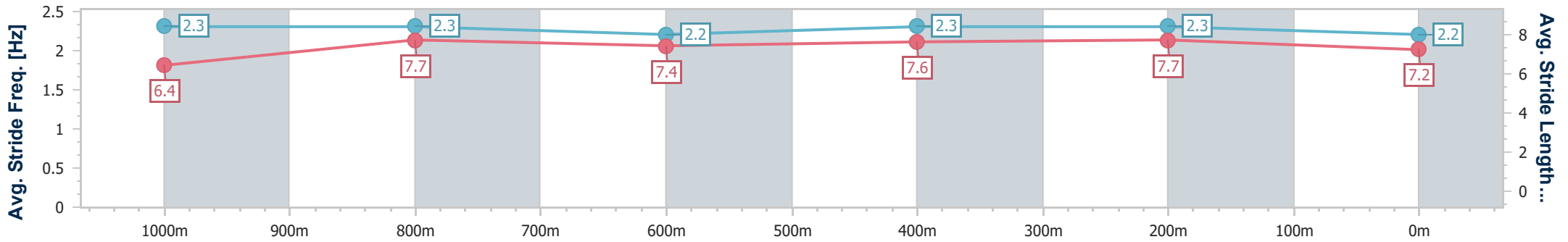
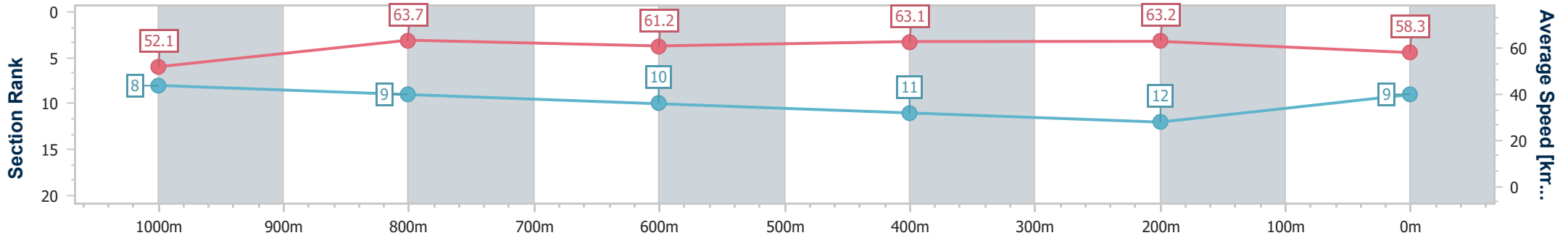
Horse/Jockey Name	Money Team
Final Rank	9
Fastest Section Time (Section)	0:11.39 (1000m)
Top Speed [km/h] (Section)	65.5 (1000m)
Race State	Finished



Sunshine Coast QLD Professional
 Race 4: TAB KEN RUSSELL MEMORIAL CLASSIC - 1200m
 06 May 2023 - 14:54
 Track Rating: Good 4, Weather: Fine, Rail Position: True



Section	Overall	1000m	800m	600m	400m	200m
Section Times	1:12.48 [9] (0:13.83)	0:58.65 [8] (0:11.39)	0:47.26 [9] (0:11.93)	0:35.33 [10] (0:11.58)	0:23.75 [11] (0:11.40)	0:12.35 [12] (0:12.35)
Average Speed [km/h]	52.1	63.7	61.2	63.1	63.2	58.3
Top Speed [km/h]	65.2	65.5	62.0	64.3	64.1	61.5
Avg. Dist. to Rail [m]	7.2	3.7	2.6	2.1	6.9	9.2
Avg. Stride Freq. [Hz]	2.3	2.3	2.2	2.3	2.3	2.2
Avg. Stride Length [m]	6.4	7.7	7.4	7.6	7.7	7.2



- [] Ranking at each section and finish
- .-.- No data available at this section
- NA No data available



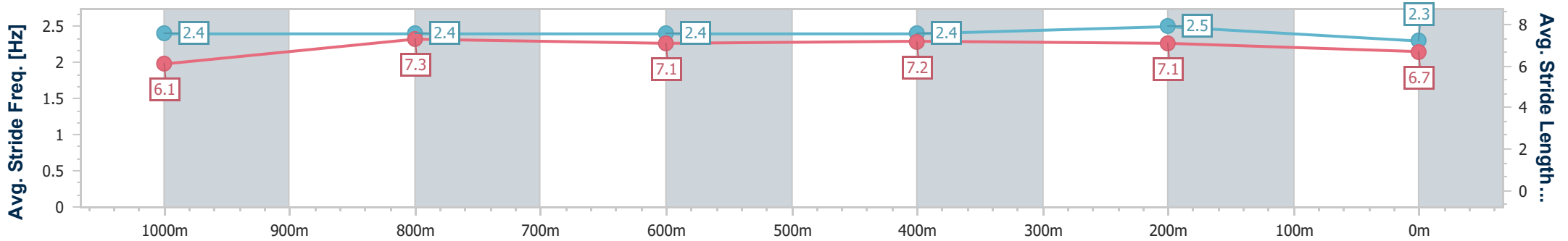
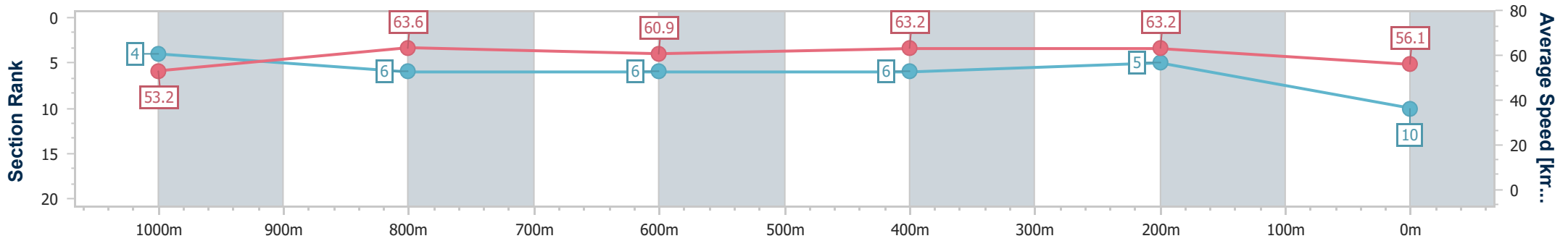
Horse/Jockey Name	Mishani Gangster
Final Rank	10
Fastest Section Time (Section)	0:11.40 (400m)
Top Speed [km/h] (Section)	66.0 (Overall)
Race State	Finished



Sunshine Coast QLD Professional
 Race 4: TAB KEN RUSSELL MEMORIAL CLASSIC - 1200m
 06 May 2023 - 14:54
 Track Rating: Good 4, Weather: Fine, Rail Position: True



Section	Overall	1000m	800m	600m	400m	200m
Section Times	1:12.59 [10] (0:13.53)	0:59.06 [4] (0:11.47)	0:47.59 [6] (0:11.87)	0:35.72 [6] (0:11.49)	0:24.23 [6] (0:11.40)	0:12.83 [5] (0:12.83)
Average Speed [km/h]	53.2	63.6	60.9	63.2	63.2	56.1
Top Speed [km/h]	66.0	65.8	62.2	64.2	64.9	61.3
Avg. Dist. to Rail [m]	10.3	4.8	1.1	1.5	6.9	6.3
Avg. Stride Freq. [Hz]	2.4	2.4	2.4	2.4	2.5	2.3
Avg. Stride Length [m]	6.1	7.3	7.1	7.2	7.1	6.7



- [] Ranking at each section and finish
- .-.- No data available at this section
- NA No data available



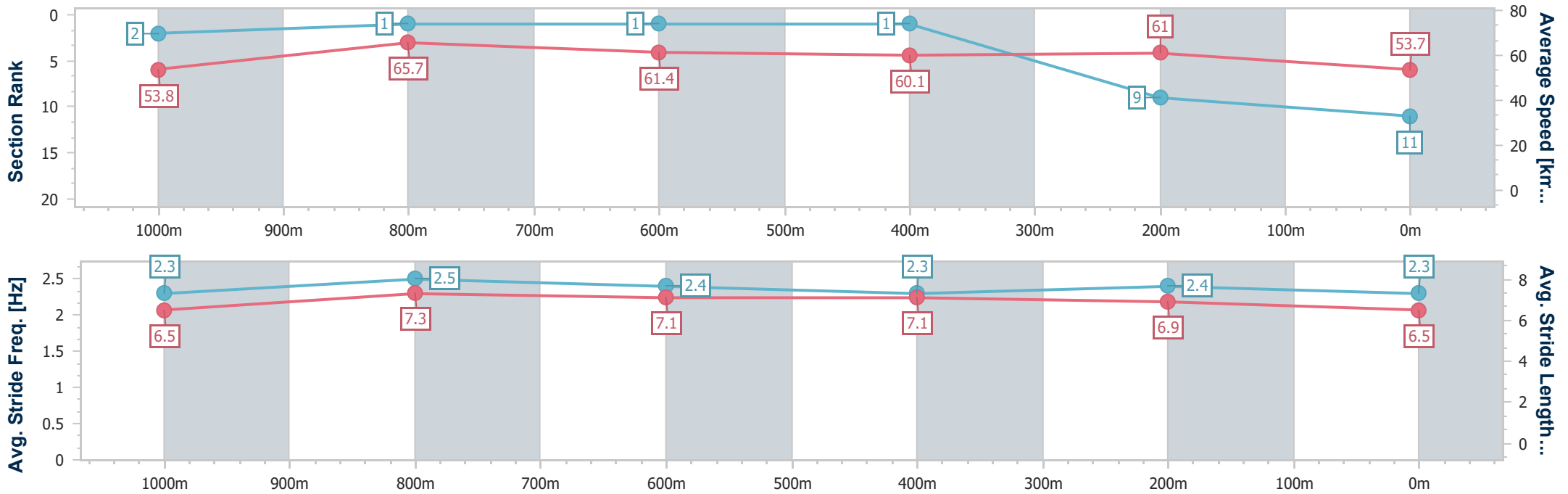
Horse/Jockey Name	Torque I Tee
Final Rank	11
Fastest Section Time (Section)	0:11.06 (1000m)
Top Speed [km/h] (Section)	67.3 (1000m)
Race State	Finished



Sunshine Coast QLD Professional
 Race 4: TAB KEN RUSSELL MEMORIAL CLASSIC - 1200m
 06 May 2023 - 14:54
 Track Rating: Good 4, Weather: Fine, Rail Position: True



Section	Overall	1000m	800m	600m	400m	200m
Section Times	1:13.28 [11] (0:13.39)	0:59.89 [2] (0:11.06)	0:48.83 [1] (0:11.75)	0:37.08 [1] (0:11.89)	0:25.19 [1] (0:11.81)	0:13.38 [9] (0:13.38)
Average Speed [km/h]	53.8	65.7	61.4	60.1	61.0	53.7
Top Speed [km/h]	67.0	67.3	63.1	61.1	62.9	58.8
Avg. Dist. to Rail [m]	5.1	2.6	0.9	1.1	0.7	1.3
Avg. Stride Freq. [Hz]	2.3	2.5	2.4	2.3	2.4	2.3
Avg. Stride Length [m]	6.5	7.3	7.1	7.1	6.9	6.5



- [] Ranking at each section and finish
- .-.- No data available at this section
- NA No data available



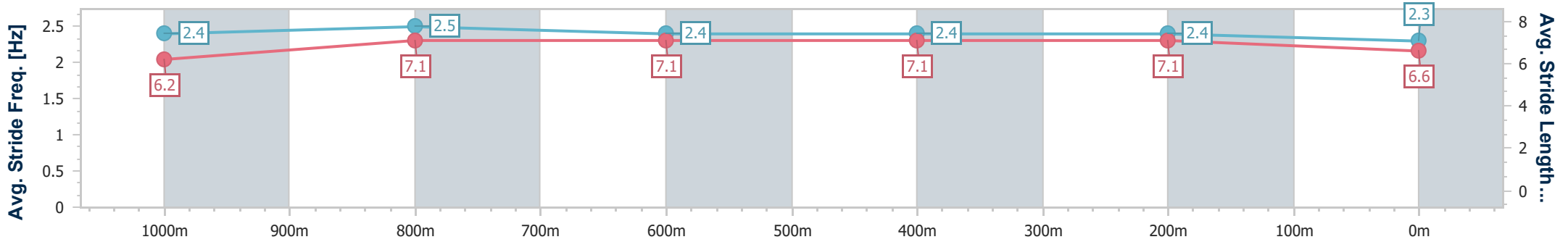
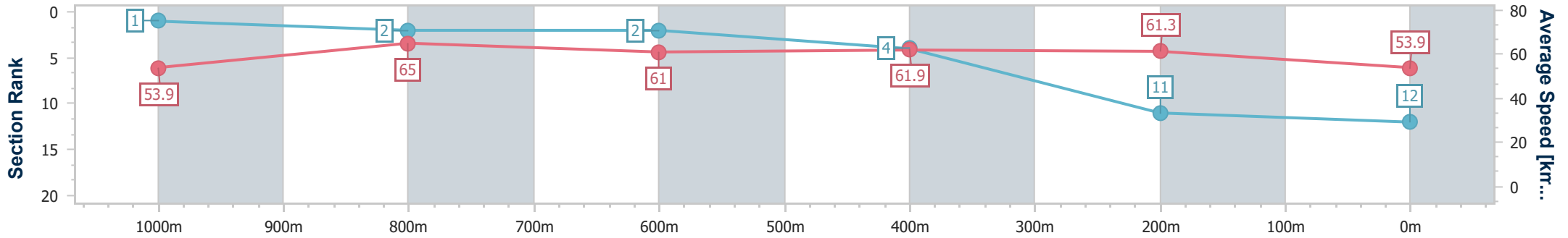
Horse/Jockey Name	Rothgo
Final Rank	12
Fastest Section Time (Section)	0:11.18 (1000m)
Top Speed [km/h] (Section)	67.4 (Overall)
Race State	Finished



Sunshine Coast QLD Professional
 Race 4: TAB KEN RUSSELL MEMORIAL CLASSIC - 1200m
 06 May 2023 - 14:54
 Track Rating: Good 4, Weather: Fine, Rail Position: True



Section	Overall	1000m	800m	600m	400m	200m
Section Times	1:13.41 [12] (0:13.35)	1:00.06 [1] (0:11.18)	0:48.88 [2] (0:11.97)	0:36.91 [2] (0:11.79)	0:25.12 [4] (0:11.77)	0:13.35 [11] (0:13.35)
Average Speed [km/h]	53.9	65.0	61.0	61.9	61.3	53.9
Top Speed [km/h]	67.4	66.8	62.2	62.5	62.8	58.8
Avg. Dist. to Rail [m]	9.5	4.0	2.3	2.4	5.4	4.7
Avg. Stride Freq. [Hz]	2.4	2.5	2.4	2.4	2.4	2.3
Avg. Stride Length [m]	6.2	7.1	7.1	7.1	7.1	6.6



- [] Ranking at each section and finish
- .-.- No data available at this section
- NA No data available