

Ipswich QLD Professional

Race 7: HALL PAYNE LAWYERS STAKES BENCHMARK 65 Handicap - 1350m

01 May 2023 - 16:08

Track Rating: Soft 6, Weather: Fine, Rail Position: True

Section													
Field Times		Overall	1200m	1000m	800m	600m	400m	Last 600m					
		1:21.70 (0:11.63)	1:10.07 (0:11.30)	0:58.77 (0:11.17)	0:47.60 (0:11.43)	0:36.17 (0:11.85)	0:24.32 (0:12.03)	0:36.17					
Rank	TAB	Horse/Jockey	Barrier	Top Speed [km/h]	Fastest Section							Distance Travelled [m]	
1	11	WEGOBAM Samantha Collett	4	63.6 1200m	0:11.48 1200m	1:21.70 [1] (0:12.11)	1:09.59 [8] (0:11.48)	0:58.11 [8] (0:11.52)	0:46.59 [8] (0:11.48)	0:35.11 [8] (0:11.51)	0:23.60 [8] (0:11.63)	0:35.11	
2	14	BRAVE MASO Montana Philpot	1	64.3 1200m	0:11.32 1200m	1:21.84 [2] (0:11.77)	1:10.07 [5] (0:11.32)	0:58.75 [4] (0:11.48)	0:47.27 [4] (0:11.46)	0:35.81 [4] (0:11.76)	0:24.05 [4] (0:11.87)	0:35.81	+3
3	3	BRAVE WARRIOR Danny Peisley	3	64.8 Overall	0:11.30 1200m	1:22.03 [3] (0:11.63)	1:10.40 [1] (0:11.30)	0:59.10 [2] (0:11.42)	0:47.68 [2] (0:11.48)	0:36.20 [2] (0:11.79)	0:24.41 [2] (0:11.85)	0:36.20	+0
4	9	CALM SEEKER Alisha Donald	2	65.4 1000m	0:11.17 1000m	1:22.04 [4] (0:11.69)	1:10.35 [2] (0:11.24)	0:59.11 [1] (0:11.17)	0:47.94 [1] (0:11.43)	0:36.51 [1] (0:11.85)	0:24.66 [1] (0:12.03)	0:36.51	+1
5	10	CHANEL Morgan Butler	10	64.3 1200m	0:11.45 1200m	1:22.12 [5] (0:11.98)	1:10.14 [7] (0:11.45)	0:58.69 [7] (0:11.52)	0:47.17 [7] (0:11.47)	0:35.70 [7] (0:11.64)	0:24.06 [7] (0:11.86)	0:35.70	+4
6	1	NISHIKORI Brodie Loy	9	64.7 1200m	0:11.37 1200m	1:22.12 [6] (0:11.92)	1:10.20 [6] (0:11.37)	0:58.83 [6] (0:11.48)	0:47.35 [6] (0:11.50)	0:35.85 [6] (0:11.59)	0:24.26 [5] (0:11.88)	0:35.85	+1
7	2	MIO SORRENTO Justin Huxtable	6	64.7 Overall	0:11.47 1200m	1:22.24 [7] (0:11.73)	1:10.51 [4] (0:11.47)	0:59.04 [5] (0:11.48)	0:47.56 [5] (0:11.52)	0:36.04 [5] (0:11.75)	0:24.29 [6] (0:11.88)	0:36.04	+6
8	12	SPICY SONIC Ben Thompson	7	63.7 800m	0:11.34 800m	1:22.29 [8] (0:12.40)	1:09.89 [10] (0:11.49)	0:58.40 [10] (0:11.63)	0:46.77 [10] (0:11.34)	0:35.43 [10] (0:11.54)	0:23.89 [10] (0:11.75)	0:35.43	+1
9	4	WANDER Marnu Potgieter	5	65.4 1200m	0:11.29 1200m	1:23.05 [9] (0:11.70)	1:11.35 [3] (0:11.29)	1:00.06 [3] (0:11.41)	0:48.65 [3] (0:11.55)	0:37.10 [3] (0:11.87)	0:25.23 [3] (0:12.26)	0:37.10	+5
10	6	PEAK ROAD Ashley Morgan	8	63.4 1200m	0:11.43 800m	1:25.16 [10] (0:12.14)	1:13.02 [9] (0:11.53)	1:01.49 [9] (0:11.59)	0:49.90 [9] (0:11.43)	0:38.47 [9] (0:11.67)	0:26.80 [9] (0:12.51)	0:38.47	+1

Scratched: Absolute Charmer (#5), He's The News (#7), Sempreinte (#8), Squeeze Dis (#13)

Ipswich QLD Professional

Race 7: HALL PAYNE LAWYERS STAKES BENCHMARK 65 Handicap - 1350m

01 May 2023 - 16:08

Track Rating: Soft 6, Weather: Fine, Rail Position: True

Section				200m				Last 600m		
Field Times				0:12.29 (0:12.29)				0:36.17		
Rank	TAB	Horse/Jockey	Barrier	Top Speed [km/h]	Fastest Section	Margin			Distance Travelled [m]	
1	11	WEOBAM Samantha Collett	4	63.6 1200m	0:11.48 1200m	0:11.97 [5] (0:11.97)	1:21.70		0:35.11	
2	14	BRAVE MASO Montana Philpot	1	64.3 1200m	0:11.32 1200m	0:12.18 [3] (0:12.18)	0.8L		0:35.81	+3
3	3	BRAVE WARRIOR Danny Peisley	3	64.8 Overall	0:11.30 1200m	0:12.56 [2] (0:12.56)	1.8L		0:36.20	+0
4	9	CALM SEEKER Alisha Donald	2	65.4 1000m	0:11.17 1000m	0:12.63 [1] (0:12.63)	1.9L		0:36.51	+1
5	10	CHANEL Morgan Butler	10	64.3 1200m	0:11.45 1200m	0:12.20 [7] (0:12.20)	2.3L		0:35.70	+4
6	1	NISHIKORI Brodie Loy	9	64.7 1200m	0:11.37 1200m	0:12.38 [4] (0:12.38)	2.4L		0:35.85	+1
7	2	MIO SORRENTO Justin Huxtable	6	64.7 Overall	0:11.47 1200m	0:12.41 [6] (0:12.41)	2.9L		0:36.04	+6
8	12	SPICY SONIC Ben Thompson	7	63.7 800m	0:11.34 800m	0:12.14 [9] (0:12.14)	3.1L		0:35.43	+1
9	4	WANDER Marnu Potgieter	5	65.4 1200m	0:11.29 1200m	0:12.97 [8] (0:12.97)	7.4L		0:37.10	+5
10	6	PEAK ROAD Ashley Morgan	8	63.4 1200m	0:11.43 800m	0:14.29 [10] (0:14.29)	19.7L		0:38.47	+1

Scratched: Absolute Charmer (#5), He's The News (#7), Sempainte (#8), Squeeze Dis (#13)



Horse/Jockey Name	Wegobam
Final Rank	1
Fastest Section Time (Section)	0:11.48 (1200m)
Top Speed [km/h] (Section)	63.6 (1200m)
Race State	Finished

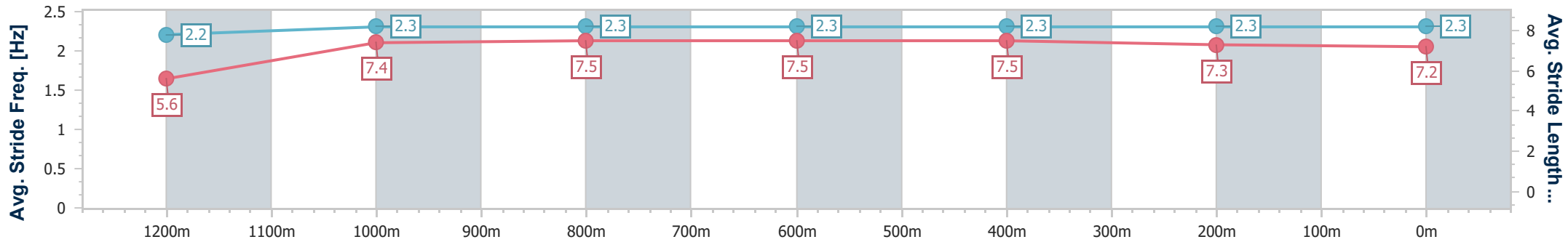
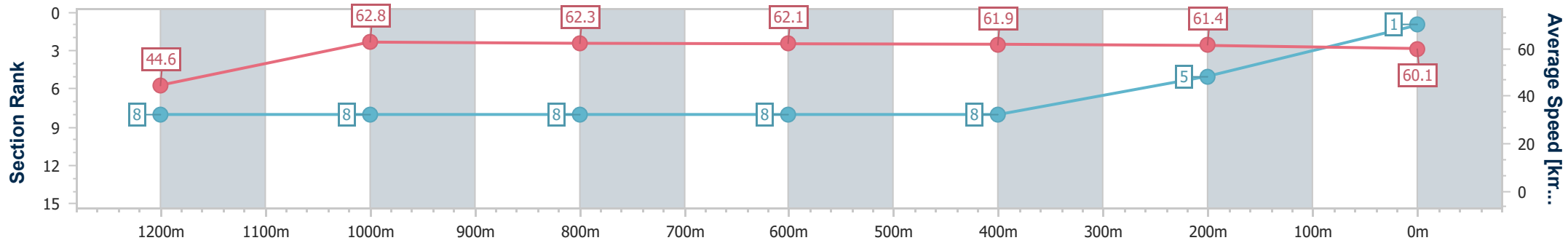


Ipswich QLD Professional
 Race 7: HALL PAYNE LAWYERS STAKES BENCHMARK 65
 Handicap - 1350m
 01 May 2023 - 16:08



Track Rating: Soft 6, Weather: Fine, Rail Position: True

Section	Overall	1200m	1000m	800m	600m	400m	200m
Section Times	1:21.70 [1] (0:12.11)	1:09.59 [8] (0:11.48)	0:58.11 [8] (0:11.52)	0:46.59 [8] (0:11.48)	0:35.11 [8] (0:11.51)	0:23.60 [8] (0:11.63)	0:11.97 [5] (0:11.97)
Average Speed [km/h]	44.6	62.8	62.3	62.1	61.9	61.4	60.1
Top Speed [km/h]	62.8	63.6	63.4	63.1	62.8	62.9	62.3
Avg. Dist. to Rail [m]	3.5	1.4	0.9	2.7	2.3	1.5	1.0
Avg. Stride Freq. [Hz]	2.2	2.3	2.3	2.3	2.3	2.3	2.3
Avg. Stride Length [m]	5.6	7.4	7.5	7.5	7.5	7.3	7.2



- [] Ranking at each section and finish
- .-.- No data available at this section
- NA No data available



Horse/Jockey Name	Brave Maso
Final Rank	2
Fastest Section Time (Section)	0:11.32 (1200m)
Top Speed [km/h] (Section)	64.3 (1200m)
Race State	Finished

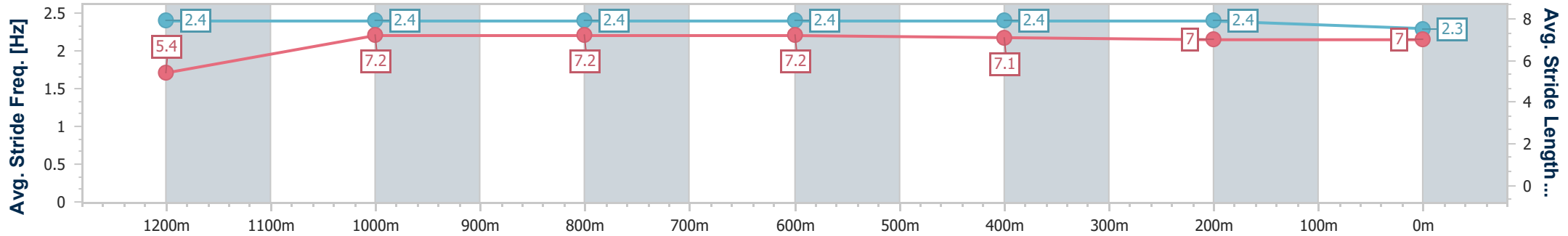
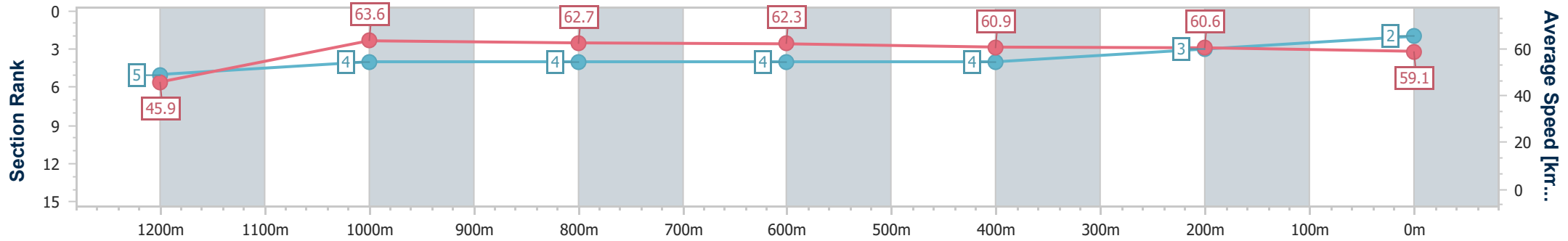


Ipswich QLD Professional
 Race 7: HALL PAYNE LAWYERS STAKES BENCHMARK 65
 Handicap - 1350m
 01 May 2023 - 16:08



Track Rating: Soft 6, Weather: Fine, Rail Position: True

Section	Overall	1200m	1000m	800m	600m	400m	200m
Section Times	1:21.84 [2] (0:11.77)	1:10.07 [5] (0:11.32)	0:58.75 [4] (0:11.48)	0:47.27 [4] (0:11.46)	0:35.81 [4] (0:11.76)	0:24.05 [4] (0:11.87)	0:12.18 [3] (0:12.18)
Average Speed [km/h]	45.9	63.6	62.7	62.3	60.9	60.6	59.1
Top Speed [km/h]	63.9	64.3	63.7	62.8	62.0	61.3	61.2
Avg. Dist. to Rail [m]	1.7	0.6	0.5	2.2	1.7	1.7	4.1
Avg. Stride Freq. [Hz]	2.4	2.4	2.4	2.4	2.4	2.4	2.3
Avg. Stride Length [m]	5.4	7.2	7.2	7.2	7.1	7.0	7.0



- [] Ranking at each section and finish
- .-.- No data available at this section
- NA No data available



Horse/Jockey Name	Brave Warrior
Final Rank	3
Fastest Section Time (Section)	0:11.30 (1200m)
Top Speed [km/h] (Section)	64.8 (Overall)
Race State	Finished

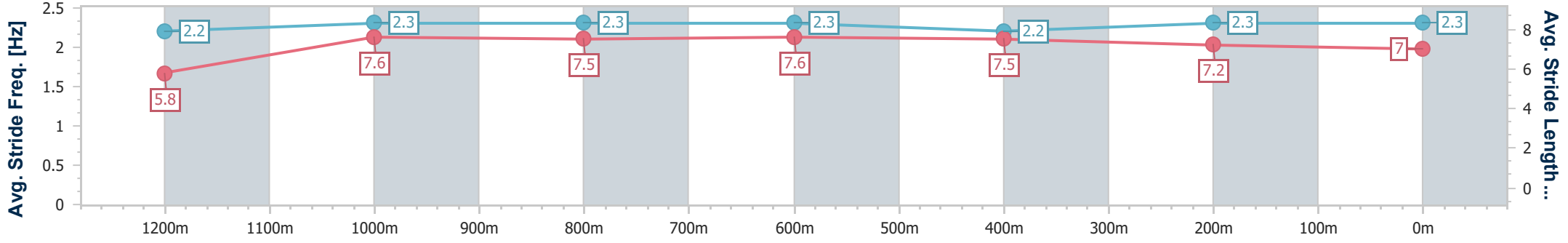
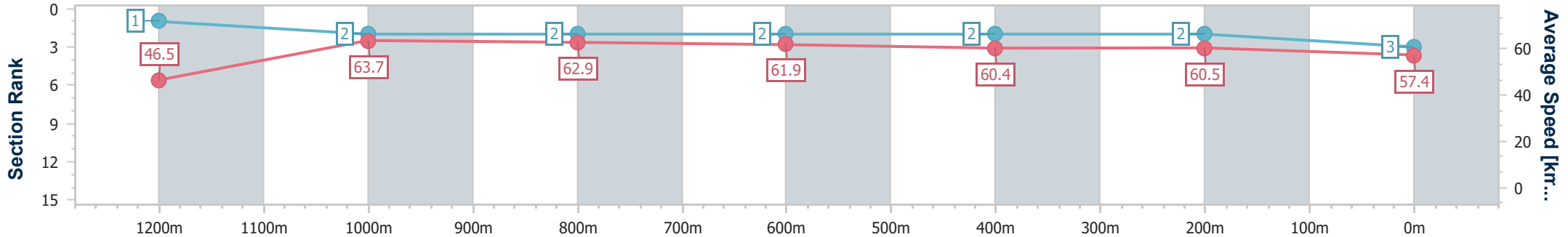


Ipswich QLD Professional
 Race 7: HALL PAYNE LAWYERS STAKES BENCHMARK 65
 Handicap - 1350m
 01 May 2023 - 16:08



Track Rating: Soft 6, Weather: Fine, Rail Position: True

Section	Overall	1200m	1000m	800m	600m	400m	200m
Section Times	1:22.03 [3] (0:11.63)	1:10.40 [1] (0:11.30)	0:59.10 [2] (0:11.42)	0:47.68 [2] (0:11.48)	0:36.20 [2] (0:11.79)	0:24.41 [2] (0:11.85)	0:12.56 [2] (0:12.56)
Average Speed [km/h]	46.5	63.7	62.9	61.9	60.4	60.5	57.4
Top Speed [km/h]	64.8	64.7	64.0	63.5	61.1	61.6	59.3
Avg. Dist. to Rail [m]	2.9	0.7	1.3	2.8	2.7	1.0	1.5
Avg. Stride Freq. [Hz]	2.2	2.3	2.3	2.3	2.2	2.3	2.3
Avg. Stride Length [m]	5.8	7.6	7.5	7.6	7.5	7.2	7.0



- [] Ranking at each section and finish
- .-.- No data available at this section
- NA No data available



Horse/Jockey Name	Calm Seeker
Final Rank	4
Fastest Section Time (Section)	0:11.17 (1000m)
Top Speed [km/h] (Section)	65.4 (1000m)
Race State	Finished

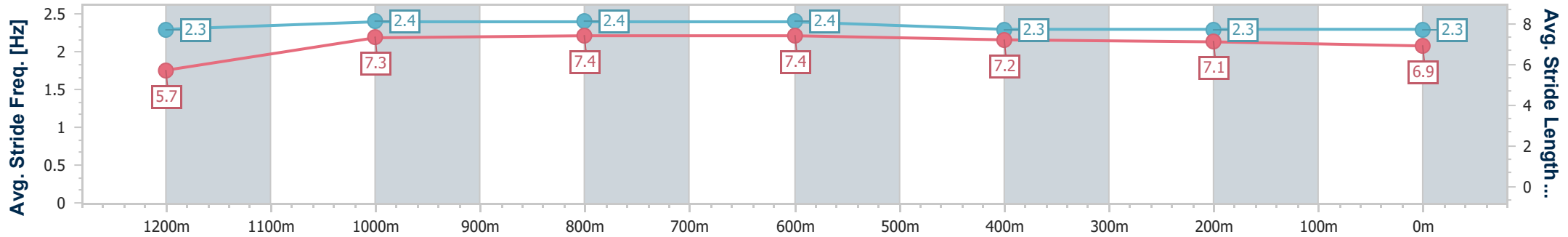
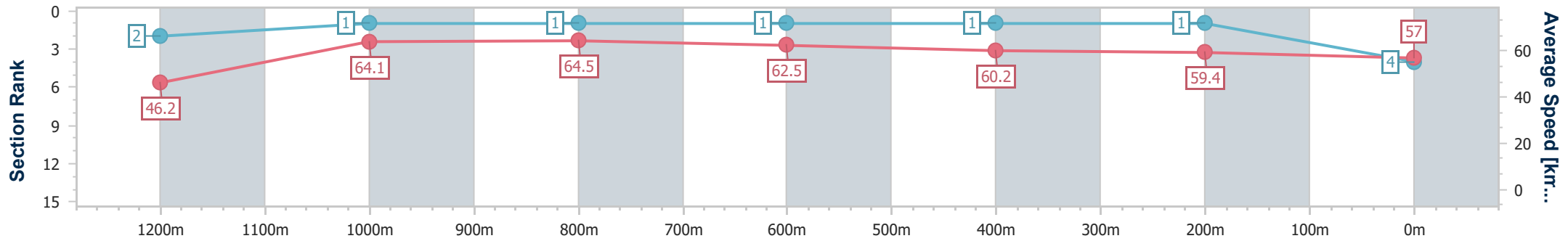


Ipswich QLD Professional
 Race 7: HALL PAYNE LAWYERS STAKES BENCHMARK 65
 Handicap - 1350m
 01 May 2023 - 16:08



Track Rating: Soft 6, Weather: Fine, Rail Position: True

Section	Overall	1200m	1000m	800m	600m	400m	200m
Section Times	1:22.04 [4] (0:11.69)	1:10.35 [2] (0:11.24)	0:59.11 [1] (0:11.17)	0:47.94 [1] (0:11.43)	0:36.51 [1] (0:11.85)	0:24.66 [1] (0:12.03)	0:12.63 [1] (0:12.63)
Average Speed [km/h]	46.2	64.1	64.5	62.5	60.2	59.4	57.0
Top Speed [km/h]	65.3	65.3	65.4	63.8	61.6	60.5	58.4
Avg. Dist. to Rail [m]	3.1	1.5	0.5	1.5	2.2	1.8	0.7
Avg. Stride Freq. [Hz]	2.3	2.4	2.4	2.4	2.3	2.3	2.3
Avg. Stride Length [m]	5.7	7.3	7.4	7.4	7.2	7.1	6.9



- [] Ranking at each section and finish
- .-.- No data available at this section
- NA No data available



Horse/Jockey Name	Chanel
Final Rank	5
Fastest Section Time (Section)	0:11.45 (1200m)
Top Speed [km/h] (Section)	64.3 (1200m)
Race State	Finished

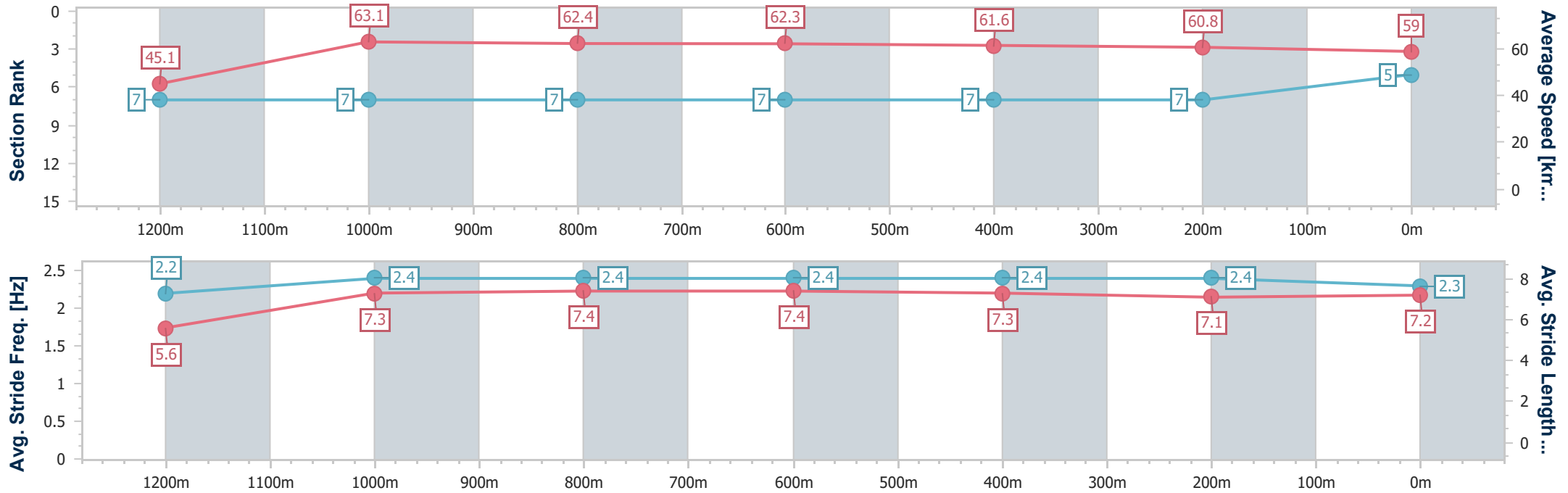


Ipswich QLD Professional
 Race 7: HALL PAYNE LAWYERS STAKES BENCHMARK 65
 Handicap - 1350m
 01 May 2023 - 16:08



Track Rating: Soft 6, Weather: Fine, Rail Position: True

Section	Overall	1200m	1000m	800m	600m	400m	200m
Section Times	1:22.12 [5] (0:11.98)	1:10.14 [7] (0:11.45)	0:58.69 [7] (0:11.52)	0:47.17 [7] (0:11.47)	0:35.70 [7] (0:11.64)	0:24.06 [7] (0:11.86)	0:12.20 [7] (0:12.20)
Average Speed [km/h]	45.1	63.1	62.4	62.3	61.6	60.8	59.0
Top Speed [km/h]	62.9	64.3	63.1	63.4	62.5	62.6	60.6
Avg. Dist. to Rail [m]	8.8	3.5	0.8	2.1	1.1	1.2	2.9
Avg. Stride Freq. [Hz]	2.2	2.4	2.4	2.4	2.4	2.4	2.3
Avg. Stride Length [m]	5.6	7.3	7.4	7.4	7.3	7.1	7.2



- [] Ranking at each section and finish
- .-.- No data available at this section
- NA No data available



Horse/Jockey Name	Nishikori
Final Rank	6
Fastest Section Time (Section)	0:11.37 (1200m)
Top Speed [km/h] (Section)	64.7 (1200m)
Race State	Finished

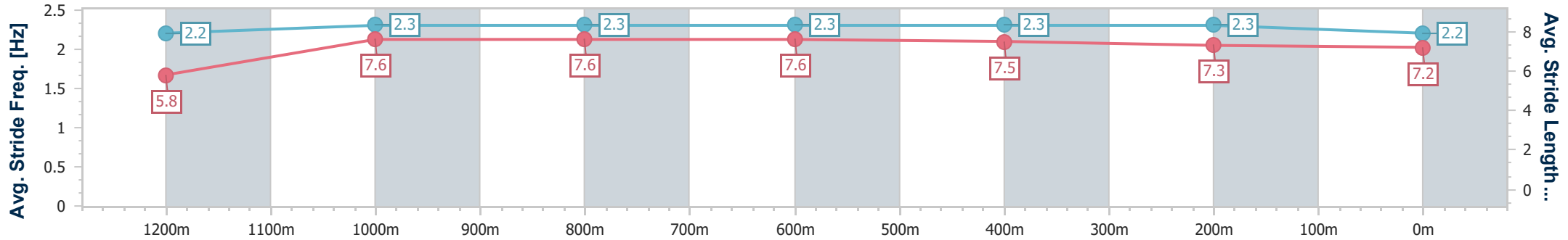
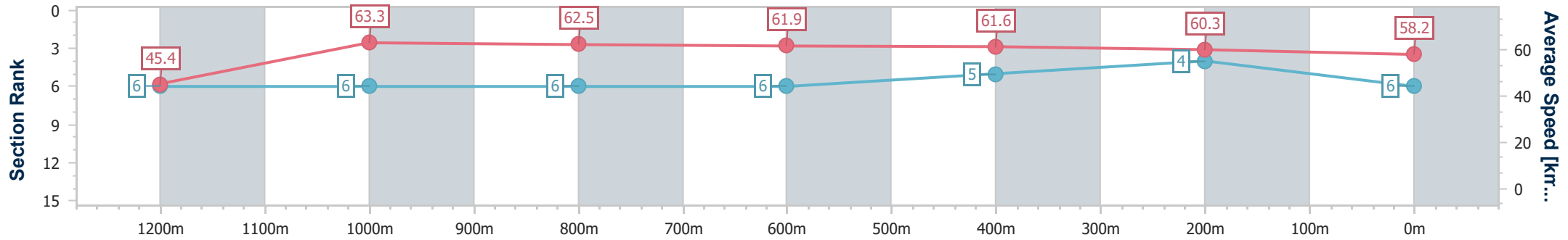


Ipswich QLD Professional
 Race 7: HALL PAYNE LAWYERS STAKES BENCHMARK 65
 Handicap - 1350m
 01 May 2023 - 16:08



Track Rating: Soft 6, Weather: Fine, Rail Position: True

Section	Overall	1200m	1000m	800m	600m	400m	200m
Section Times	1:22.12 [6] (0:11.92)	1:10.20 [6] (0:11.37)	0:58.83 [6] (0:11.48)	0:47.35 [6] (0:11.50)	0:35.85 [6] (0:11.59)	0:24.26 [5] (0:11.88)	0:12.38 [4] (0:12.38)
Average Speed [km/h]	45.4	63.3	62.5	61.9	61.6	60.3	58.2
Top Speed [km/h]	63.9	64.7	63.0	63.1	62.4	61.5	59.2
Avg. Dist. to Rail [m]	7.3	0.9	1.4	2.7	2.4	1.1	2.1
Avg. Stride Freq. [Hz]	2.2	2.3	2.3	2.3	2.3	2.3	2.2
Avg. Stride Length [m]	5.8	7.6	7.6	7.6	7.5	7.3	7.2



- [] Ranking at each section and finish
- .-.- No data available at this section
- NA No data available



Horse/Jockey Name	Mio Sorrento
Final Rank	7
Fastest Section Time (Section)	0:11.47 (1200m)
Top Speed [km/h] (Section)	64.7 (Overall)
Race State	Finished

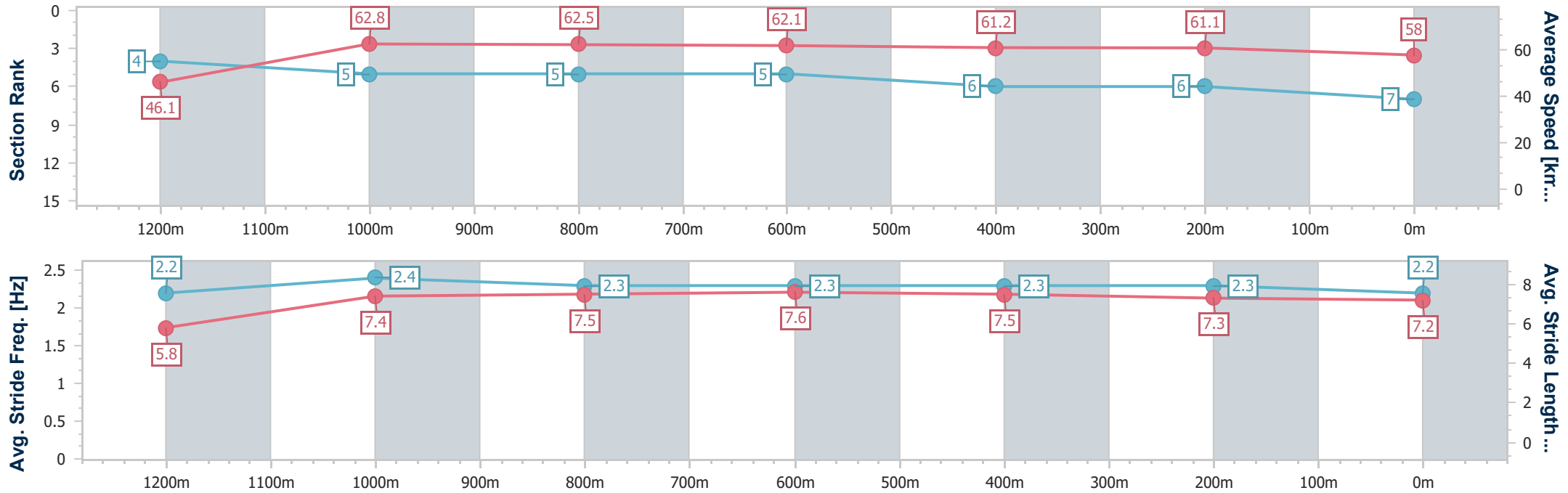


Ipswich QLD Professional
 Race 7: HALL PAYNE LAWYERS STAKES BENCHMARK 65
 Handicap - 1350m
 01 May 2023 - 16:08



Track Rating: Soft 6, Weather: Fine, Rail Position: True

Section	Overall	1200m	1000m	800m	600m	400m	200m
Section Times	1:22.24 [7] (0:11.73)	1:10.51 [4] (0:11.47)	0:59.04 [5] (0:11.48)	0:47.56 [5] (0:11.52)	0:36.04 [5] (0:11.75)	0:24.29 [6] (0:11.88)	0:12.41 [6] (0:12.41)
Average Speed [km/h]	46.1	62.8	62.5	62.1	61.2	61.1	58.0
Top Speed [km/h]	64.7	64.1	63.2	63.0	62.1	62.2	60.3
Avg. Dist. to Rail [m]	5.9	1.6	0.8	1.8	0.7	2.7	5.0
Avg. Stride Freq. [Hz]	2.2	2.4	2.3	2.3	2.3	2.3	2.2
Avg. Stride Length [m]	5.8	7.4	7.5	7.6	7.5	7.3	7.2



- [] Ranking at each section and finish
- .-.- No data available at this section
- NA No data available



Horse/Jockey Name	Spicy Sonic
Final Rank	8
Fastest Section Time (Section)	0:11.34 (800m)
Top Speed [km/h] (Section)	63.7 (800m)
Race State	Finished

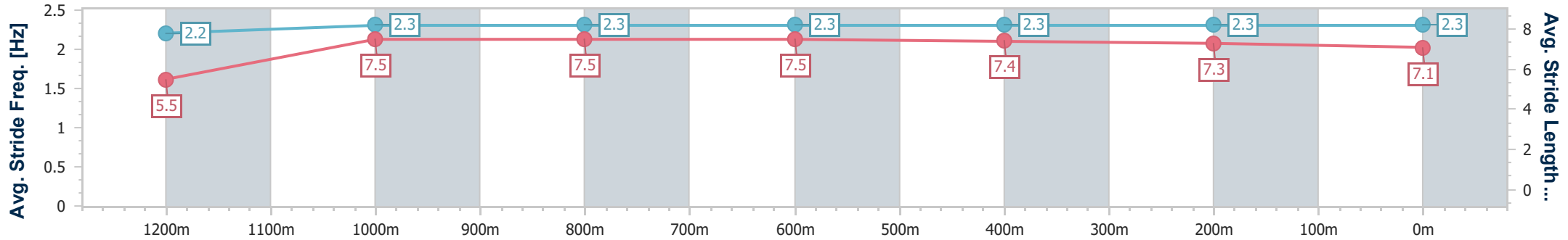
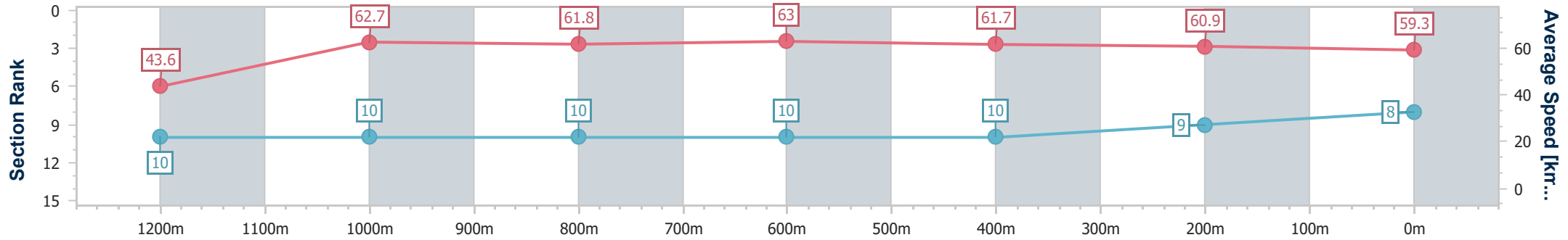


Ipswich QLD Professional
 Race 7: HALL PAYNE LAWYERS STAKES BENCHMARK 65
 Handicap - 1350m
 01 May 2023 - 16:08



Track Rating: Soft 6, Weather: Fine, Rail Position: True

Section	Overall	1200m	1000m	800m	600m	400m	200m
Section Times	1:22.29 [8] (0:12.40)	1:09.89 [10] (0:11.49)	0:58.40 [10] (0:11.63)	0:46.77 [10] (0:11.34)	0:35.43 [10] (0:11.54)	0:23.89 [10] (0:11.75)	0:12.14 [9] (0:12.14)
Average Speed [km/h]	43.6	62.7	61.8	63.0	61.7	60.9	59.3
Top Speed [km/h]	62.3	63.4	62.9	63.7	62.7	61.8	61.3
Avg. Dist. to Rail [m]	6.7	2.3	0.6	2.4	2.5	1.2	0.6
Avg. Stride Freq. [Hz]	2.2	2.3	2.3	2.3	2.3	2.3	2.3
Avg. Stride Length [m]	5.5	7.5	7.5	7.5	7.4	7.3	7.1



- [] Ranking at each section and finish
- .-.- No data available at this section
- NA No data available



Horse/Jockey Name	Wander
Final Rank	9
Fastest Section Time (Section)	0:11.29 (1200m)
Top Speed [km/h] (Section)	65.4 (1200m)
Race State	Finished

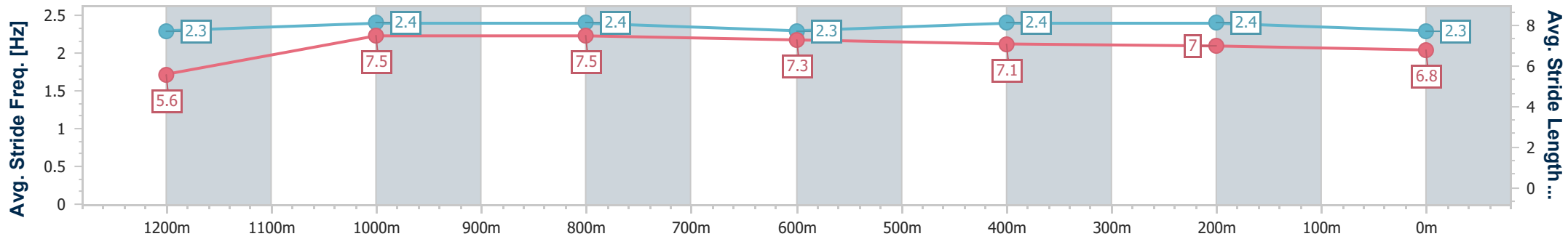
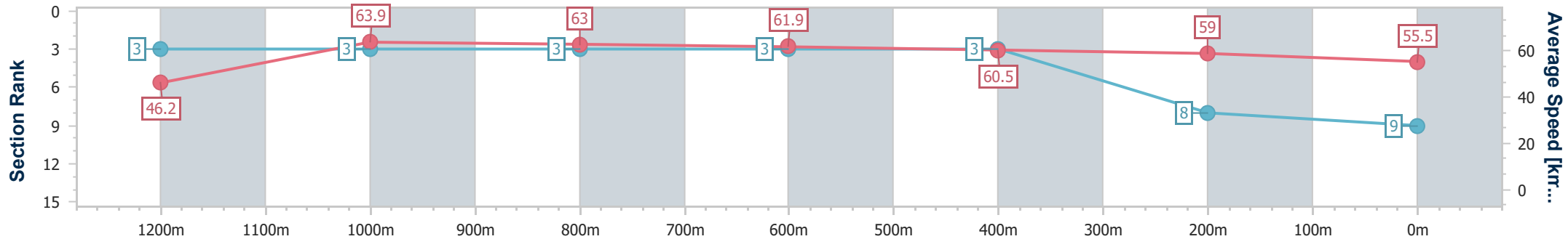


Ipswich QLD Professional
 Race 7: HALL PAYNE LAWYERS STAKES BENCHMARK 65
 Handicap - 1350m
 01 May 2023 - 16:08



Track Rating: Soft 6, Weather: Fine, Rail Position: True

Section	Overall	1200m	1000m	800m	600m	400m	200m
Section Times	1:23.05 [9] (0:11.70)	1:11.35 [3] (0:11.29)	1:00.06 [3] (0:11.41)	0:48.65 [3] (0:11.55)	0:37.10 [3] (0:11.87)	0:25.23 [3] (0:12.26)	0:12.97 [8]
Average Speed [km/h]	46.2	63.9	63.0	61.9	60.5	59.0	55.5
Top Speed [km/h]	65.1	65.4	63.7	62.7	61.7	60.6	57.9
Avg. Dist. to Rail [m]	4.2	1.8	0.8	1.8	0.9	2.2	3.9
Avg. Stride Freq. [Hz]	2.3	2.4	2.4	2.3	2.4	2.4	2.3
Avg. Stride Length [m]	5.6	7.5	7.5	7.3	7.1	7.0	6.8



- [] Ranking at each section and finish
- .-.- No data available at this section
- NA No data available



Horse/Jockey Name	Peak Road
Final Rank	10
Fastest Section Time (Section)	0:11.43 (800m)
Top Speed [km/h] (Section)	63.4 (1200m)
Race State	Finished

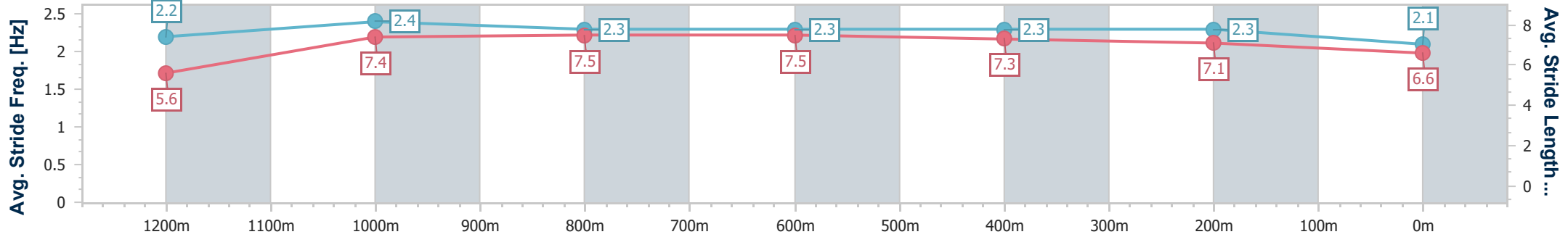
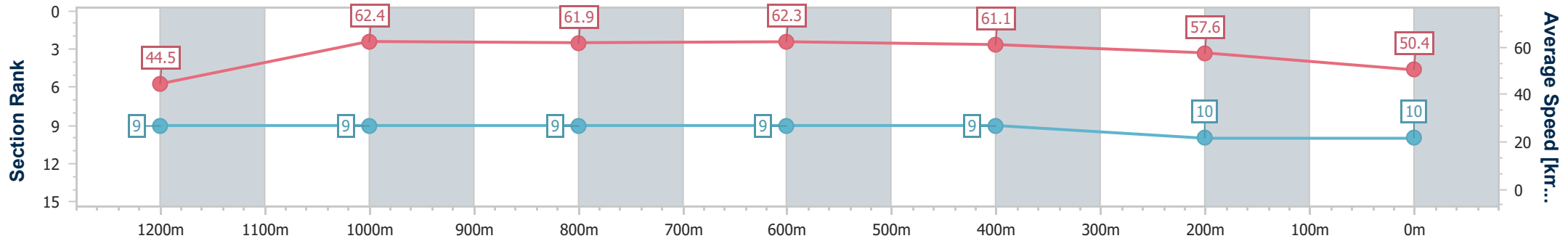


Ipswich QLD Professional
 Race 7: HALL PAYNE LAWYERS STAKES BENCHMARK 65
 Handicap - 1350m
 01 May 2023 - 16:08



Track Rating: Soft 6, Weather: Fine, Rail Position: True

Section	Overall	1200m	1000m	800m	600m	400m	200m
Section Times	1:25.16 [10] (0:12.14)	1:13.02 [9] (0:11.53)	1:01.49 [9] (0:11.59)	0:49.90 [9] (0:11.43)	0:38.47 [9] (0:11.67)	0:26.80 [9] (0:12.51)	0:14.29 [10] (0:14.29)
Average Speed [km/h]	44.5	62.4	61.9	62.3	61.1	57.6	50.4
Top Speed [km/h]	63.0	63.4	62.6	62.9	62.0	61.5	53.7
Avg. Dist. to Rail [m]	5.7	0.8	1.5	2.8	2.1	0.9	2.7
Avg. Stride Freq. [Hz]	2.2	2.4	2.3	2.3	2.3	2.3	2.1
Avg. Stride Length [m]	5.6	7.4	7.5	7.5	7.3	7.1	6.6



- [] Ranking at each section and finish
- .-.- No data available at this section
- NA No data available