

Track Rating: Soft 6, Weather: Fine, Rail Position: True

Section												Last 600m	
Field Times		Overall	1200m	1000m	800m	600m	400m						0:35.95
		1:22.40 (0:11.45)	1:10.95 (0:11.25)	0:59.70 (0:11.71)	0:47.99 (0:12.04)	0:35.95 (0:11.89)	0:24.06 (0:11.88)						
Rank	TAB	Horse/Jockey	Barrier	Top Speed [km/h]	Fastest Section							Distance Travelled [m]	
1	1	COLLAY'S SPIRIT Jai Williams	8	66.1 1200m	0:11.34 1200m	1:22.40 [1] (0:11.86)	1:10.54 [4] (0:11.34)	0:59.20 [3] (0:11.61)	0:47.59 [3] (0:11.88)	0:35.71 [2] (0:11.88)	0:23.83 [2] (0:11.65)	0:35.71	
2	12	KIKI COCO Liv O'Donnell	4	64.9 1200m	0:11.42 1200m	1:22.42 [2] (0:11.83)	1:10.59 [3] (0:11.42)	0:59.17 [4] (0:11.66)	0:47.51 [4] (0:11.96)	0:35.55 [4] (0:11.92)	0:23.63 [3] (0:11.68)	0:35.55	-1
3	5	DIXON BAY Yvette Lewis	5	64.2 1200m	0:11.39 1200m	1:22.54 [3] (0:11.59)	1:10.95 [2] (0:11.39)	0:59.56 [2] (0:11.79)	0:47.77 [2] (0:12.06)	0:35.71 [3] (0:12.02)	0:23.69 [5] (0:11.79)	0:35.71	-3
4	13	ATLANTIC ROYAL Mark Du Plessis	11	63.3 400m	0:11.54 400m	1:22.61 [4] (0:12.24)	1:10.37 [9] (0:11.72)	0:58.65 [10] (0:11.84)	0:46.81 [10] (0:11.77)	0:35.04 [11] (0:11.73)	0:23.31 [10] (0:11.54)	0:35.04	+4
5	9	DO WELL LEGEND Ryan Wiggins	1	63.0 1200m	0:11.55 1200m	1:22.62 [5] (0:12.04)	1:10.58 [6] (0:11.55)	0:59.03 [6] (0:11.66)	0:47.37 [6] (0:11.88)	0:35.49 [6] (0:11.89)	0:23.60 [6] (0:11.65)	0:35.49	-2
6	8	SAVILEO Ben Thompson	10	62.9 400m	0:11.50 400m	1:22.69 [6] (0:12.37)	1:10.32 [11] (0:11.79)	0:58.53 [11] (0:11.68)	0:46.85 [11] (0:11.67)	0:35.18 [10] (0:11.80)	0:23.38 [11] (0:11.50)	0:35.18	-3
7	7	OUR BAEZ Jake Bayliss	2	64.8 1200m	0:11.25 1200m	1:23.02 [7] (0:11.45)	1:11.57 [1] (0:11.25)	1:00.32 [1] (0:11.71)	0:48.61 [1] (0:12.04)	0:36.57 [1] (0:11.89)	0:24.68 [1] (0:11.99)	0:36.57	-2
8	2	REFORMIST Josh Adams	6	64.5 1200m	0:11.58 1200m	1:23.09 [8] (0:11.92)	1:11.17 [5] (0:11.58)	0:59.59 [5] (0:11.61)	0:47.98 [5] (0:11.87)	0:36.11 [5] (0:11.85)	0:24.26 [4] (0:11.88)	0:36.11	+0
9	3	GREEN REIGN Ashley Morgan	3	63.2 400m	0:11.58 1200m	1:23.30 [9] (0:12.30)	1:11.00 [10] (0:11.58)	0:59.42 [9] (0:11.65)	0:47.77 [9] (0:11.81)	0:35.96 [8] (0:11.91)	0:24.05 [9] (0:11.62)	0:35.96	+0
10	6	BYRON EYES Les Tilley	9	63.0 1000m	0:11.59 1000m	1:23.31 [10] (0:12.12)	1:11.19 [8] (0:11.65)	0:59.54 [8] (0:11.59)	0:47.95 [7] (0:11.88)	0:36.07 [7] (0:11.79)	0:24.28 [7] (0:11.63)	0:36.07	+3

Scratched: Better Explain (#4), Goldschlager (#11)



Ipswich QLD Professional
Race 6: SAFETY AT WORK BENCHMARK 65 Handicap - 1350m
 01 May 2023 - 15:27



Track Rating: Soft 6, Weather: Fine, Rail Position: True

Section		Overall	1200m	1000m	800m	600m	400m	Last 600m
Field Times		1:22.40 (0:11.45)	1:10.95 (0:11.25)	0:59.70 (0:11.71)	0:47.99 (0:12.04)	0:35.95 (0:11.89)	0:24.06 (0:11.88)	0:35.95

Rank	TAB	Horse/Jockey	Barrier	Top Speed [km/h]	Fastest Section							Distance Travelled [m]	
11	10	TUHINGA	7	63.4	0:11.61	1:23.68 [11]	1:11.57 [7]	0:59.96 [7]	0:48.21 [8]	0:36.30 [9]	0:24.59 [8]	0:36.30	+4
		Bailey Wheeler		1200m	1200m	(0:12.11)	(0:11.61)	(0:11.75)	(0:11.91)	(0:11.71)	(0:11.84)		

Scratched: Better Explain (#4), Goldschlager (#11)

01 May 2023 - 15:27

Track Rating: Soft 6, Weather: Fine, Rail Position: True

Section				200m				Last 600m	
Field Times				0:12.18 (0:12.18)				0:35.95	
Rank	TAB	Horse/Jockey	Barrier	Top Speed [km/h]	Fastest Section	Margin			Distance Travelled [m]
1	1	COLLAY'S SPIRIT Jai Williams	8	66.1 1200m	0:11.34 1200m	0:12.18 [1] (0:12.18)	1:22.40		0:35.71
2	12	KIKI COCO Liv O'Donnell	4	64.9 1200m	0:11.42 1200m	0:11.95 [3] (0:11.95)	0.1L		0:35.55 -1
3	5	DIXON BAY Yvette Lewis	5	64.2 1200m	0:11.39 1200m	0:11.90 [4] (0:11.90)	0.6L		0:35.71 -3
4	13	ATLANTIC ROYAL Mark Du Plessis	11	63.3 400m	0:11.54 400m	0:11.77 [9] (0:11.77)	0.9L		0:35.04 +4
5	9	DO WELL LEGEND Ryan Wiggins	1	63.0 1200m	0:11.55 1200m	0:11.95 [6] (0:11.95)	1L		0:35.49 -2
6	8	SAVILEO Ben Thompson	10	62.9 400m	0:11.50 400m	0:11.88 [8] (0:11.88)	1.3L		0:35.18 -3
7	7	OUR BAEZ Jake Bayliss	2	64.8 1200m	0:11.25 1200m	0:12.69 [2] (0:12.69)	3.1L		0:36.57 -2
8	2	REFORMIST Josh Adams	6	64.5 1200m	0:11.58 1200m	0:12.38 [7] (0:12.38)	3.4L		0:36.11 +0
9	3	GREEN REIGN Ashley Morgan	3	63.2 400m	0:11.58 1200m	0:12.43 [10] (0:12.43)	4.4L		0:35.96 +0
10	6	BYRON EYES Les Tilley	9	63.0 1000m	0:11.59 1000m	0:12.65 [5] (0:12.65)	4.5L		0:36.07 +3

Scratched: Better Explain (#4), Goldschlager (#11)



Ipswich QLD Professional
 Race 6: SAFETY AT WORK BENCHMARK 65 Handicap - 1350m
 01 May 2023 - 15:27



Track Rating: Soft 6, Weather: Fine, Rail Position: True

Section								200m	Last 600m
Field Times								0:12.18 (0:12.18)	0:35.95
Rank	TAB	Horse/Jockey	Barrier	Top Speed [km/h]	Fastest Section	Margin	Distance Travelled [m]		
11	10	TUHINGA	7	63.4	0:11.61	0:12.75 [11]	6.5L	0:36.30	+4
		Bailey Wheeler		1200m	1200m	(0:12.75)			

Scratched: Better Explain (#4), Goldschlager (#11)



Horse/Jockey Name	Collay's Spirit
Final Rank	1
Fastest Section Time (Section)	0:11.34 (1200m)
Top Speed [km/h] (Section)	66.1 (1200m)
Race State	Finished



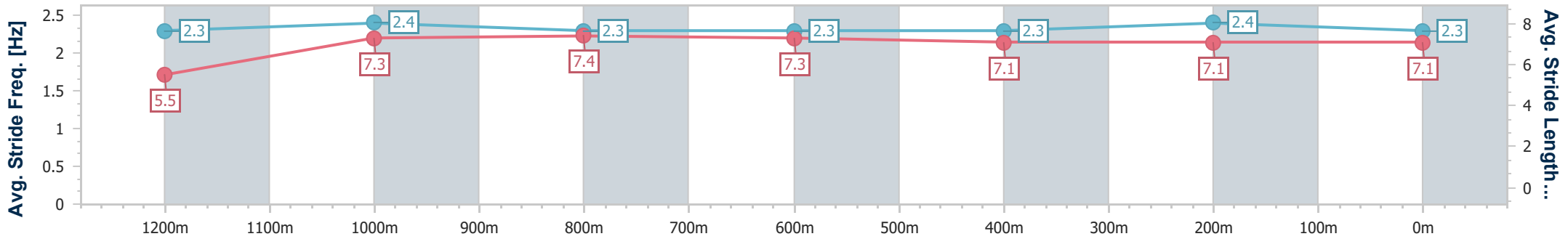
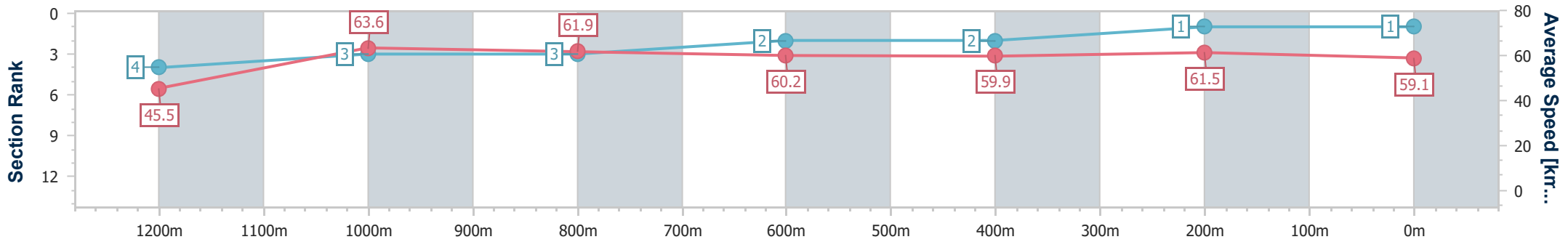
Ipswich QLD Professional
Race 6: SAFETY AT WORK BENCHMARK 65 Handicap - 1350m



01 May 2023 - 15:27

Track Rating: Soft 6, Weather: Fine, Rail Position: True

Section	Overall	1200m	1000m	800m	600m	400m	200m
Section Times	1:22.40 [1] (0:11.86)	1:10.54 [4] (0:11.34)	0:59.20 [3] (0:11.61)	0:47.59 [3] (0:11.88)	0:35.71 [2] (0:11.88)	0:23.83 [2] (0:11.65)	0:12.18 [1] (0:12.18)
Average Speed [km/h]	45.5	63.6	61.9	60.2	59.9	61.5	59.1
Top Speed [km/h]	64.8	66.1	62.7	61.5	60.7	62.3	61.0
Avg. Dist. to Rail [m]	7.3	2.9	0.6	2.1	2.4	1.3	0.6
Avg. Stride Freq. [Hz]	2.3	2.4	2.3	2.3	2.3	2.4	2.3
Avg. Stride Length [m]	5.5	7.3	7.4	7.3	7.1	7.1	7.1



- [] Ranking at each section and finish
- .-.- No data available at this section
- NA No data available



Horse/Jockey Name	Kiki Coco
Final Rank	2
Fastest Section Time (Section)	0:11.42 (1200m)
Top Speed [km/h] (Section)	64.9 (1200m)
Race State	Finished



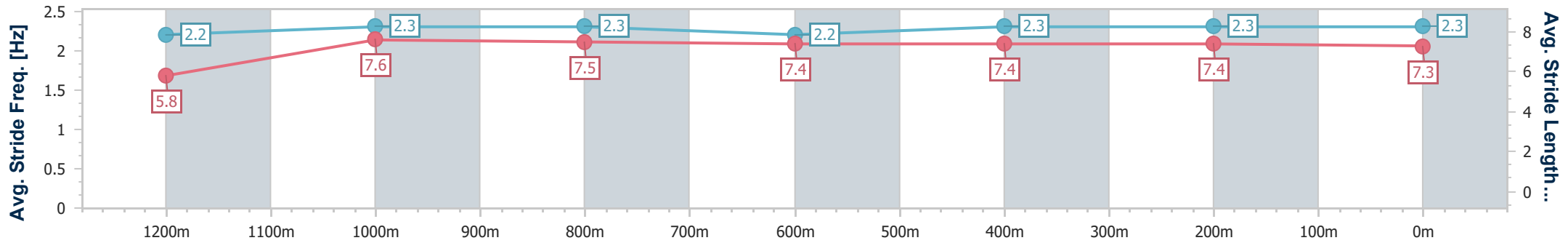
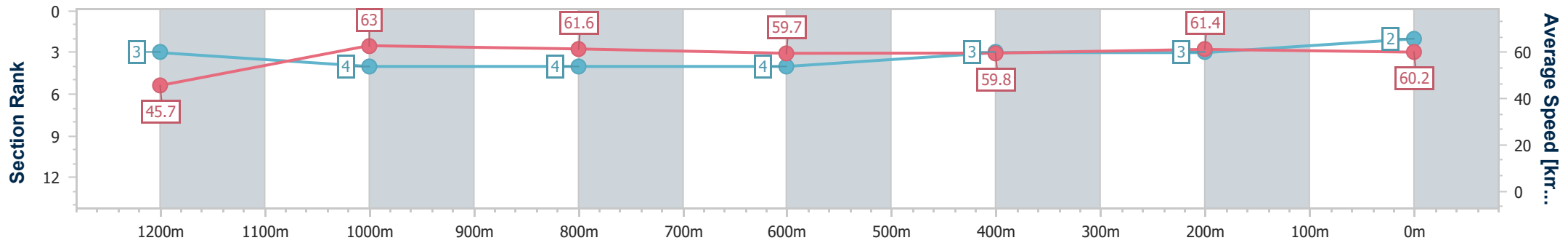
Ipswich QLD Professional
Race 6: SAFETY AT WORK BENCHMARK 65 Handicap - 1350m



01 May 2023 - 15:27

Track Rating: Soft 6, Weather: Fine, Rail Position: True

Section	Overall	1200m	1000m	800m	600m	400m	200m
Section Times	1:22.42 [2] (0:11.83)	1:10.59 [3] (0:11.42)	0:59.17 [4] (0:11.66)	0:47.51 [4] (0:11.96)	0:35.55 [4] (0:11.92)	0:23.63 [3] (0:11.68)	0:11.95 [3] (0:11.95)
Average Speed [km/h]	45.7	63.0	61.6	59.7	59.8	61.4	60.2
Top Speed [km/h]	62.1	64.9	62.2	60.9	60.8	62.1	62.1
Avg. Dist. to Rail [m]	3.4	1.4	1.1	2.5	2.4	1.5	3.5
Avg. Stride Freq. [Hz]	2.2	2.3	2.3	2.2	2.3	2.3	2.3
Avg. Stride Length [m]	5.8	7.6	7.5	7.4	7.4	7.4	7.3



- [] Ranking at each section and finish
- .-.- No data available at this section
- NA No data available



Horse/Jockey Name	Dixon Bay
Final Rank	3
Fastest Section Time (Section)	0:11.39 (1200m)
Top Speed [km/h] (Section)	64.2 (1200m)
Race State	Finished



Ipswich QLD Professional

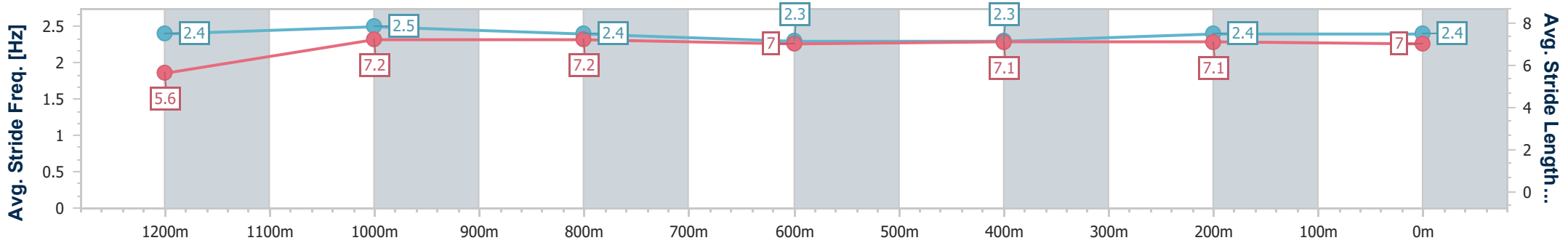
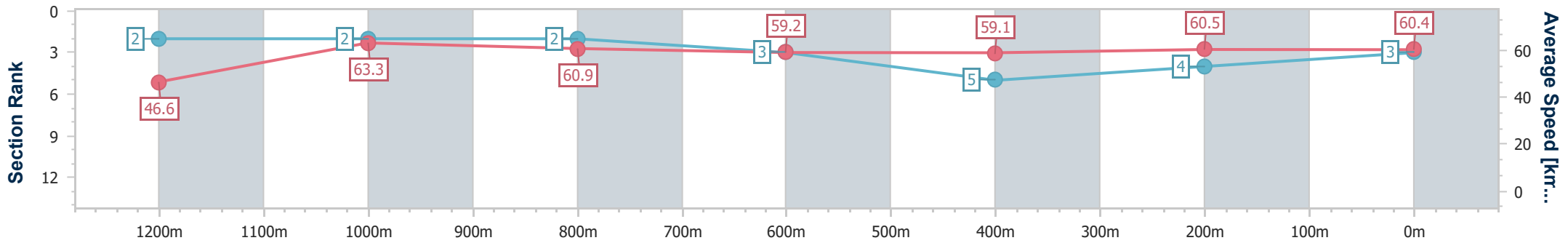
Race 6: SAFETY AT WORK BENCHMARK 65 Handicap - 1350m



01 May 2023 - 15:27

Track Rating: Soft 6, Weather: Fine, Rail Position: True

Section	Overall	1200m	1000m	800m	600m	400m	200m
Section Times	1:22.54 [3] (0:11.59)	1:10.95 [2] (0:11.39)	0:59.56 [2] (0:11.79)	0:47.77 [2] (0:12.06)	0:35.71 [3] (0:12.02)	0:23.69 [5] (0:11.79)	0:11.90 [4] (0:11.90)
Average Speed [km/h]	46.6	63.3	60.9	59.2	59.1	60.5	60.4
Top Speed [km/h]	63.8	64.2	62.8	60.7	60.1	62.8	64.0
Avg. Dist. to Rail [m]	3.5	0.9	0.9	2.4	3.0	1.9	0.2
Avg. Stride Freq. [Hz]	2.4	2.5	2.4	2.3	2.3	2.4	2.4
Avg. Stride Length [m]	5.6	7.2	7.2	7.0	7.1	7.1	7.0



- [] Ranking at each section and finish
- .-.- No data available at this section
- NA No data available



Horse/Jockey Name	Atlantic Royal
Final Rank	4
Fastest Section Time (Section)	0:11.54 (400m)
Top Speed [km/h] (Section)	63.3 (400m)
Race State	Finished



Ipswich QLD Professional

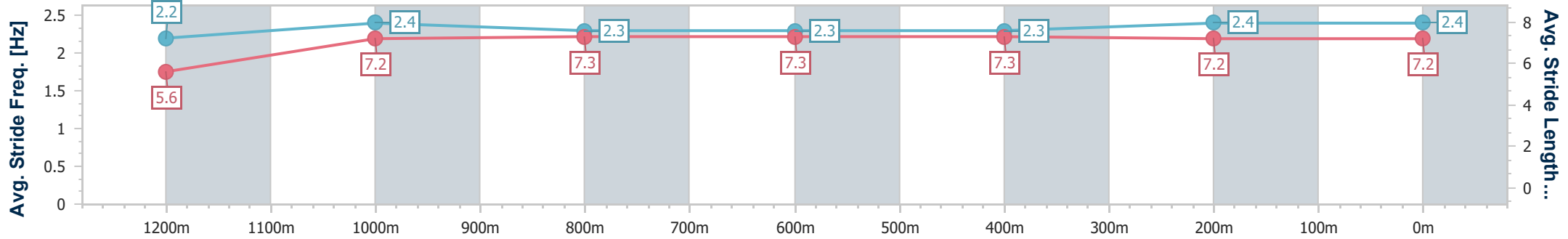
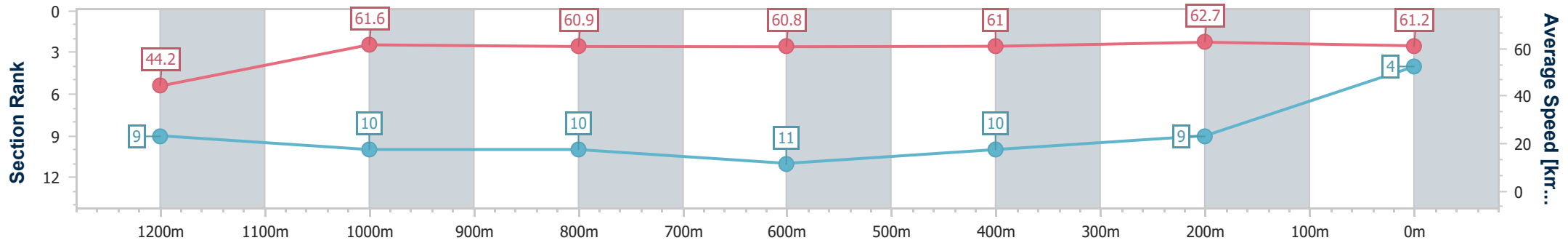
Race 6: SAFETY AT WORK BENCHMARK 65 Handicap - 1350m



01 May 2023 - 15:27

Track Rating: Soft 6, Weather: Fine, Rail Position: True

Section	Overall	1200m	1000m	800m	600m	400m	200m
Section Times	1:22.61 [4] (0:12.24)	1:10.37 [9] (0:11.72)	0:58.65 [10] (0:11.84)	0:46.81 [10] (0:11.77)	0:35.04 [11] (0:11.73)	0:23.31 [10] (0:11.54)	0:11.77 [9] (0:11.77)
Average Speed [km/h]	44.2	61.6	60.9	60.8	61.0	62.7	61.2
Top Speed [km/h]	60.3	62.9	61.7	62.7	62.6	63.3	62.9
Avg. Dist. to Rail [m]	11.0	3.3	0.9	1.3	1.8	2.6	4.0
Avg. Stride Freq. [Hz]	2.2	2.4	2.3	2.3	2.3	2.4	2.4
Avg. Stride Length [m]	5.6	7.2	7.3	7.3	7.3	7.2	7.2



- [] Ranking at each section and finish
- .-.- No data available at this section
- NA No data available



Horse/Jockey Name	Do Well Legend
Final Rank	5
Fastest Section Time (Section)	0:11.55 (1200m)
Top Speed [km/h] (Section)	63.0 (1200m)
Race State	Finished



Ipswich QLD Professional

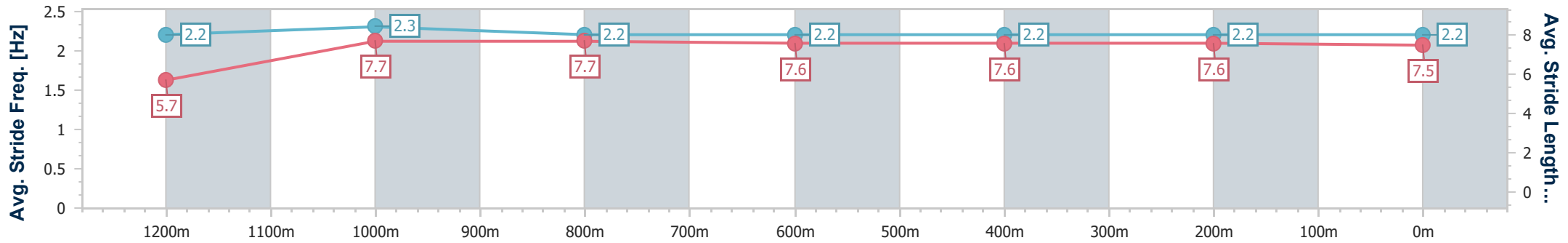
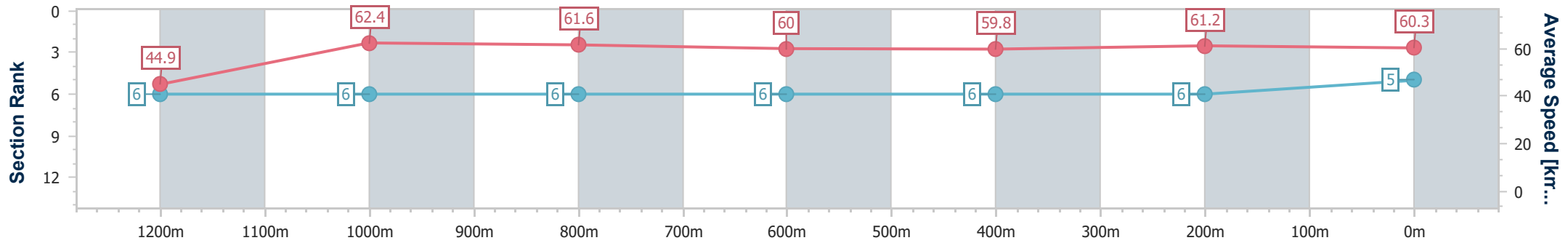
Race 6: SAFETY AT WORK BENCHMARK 65 Handicap - 1350m



01 May 2023 - 15:27

Track Rating: Soft 6, Weather: Fine, Rail Position: True

Section	Overall	1200m	1000m	800m	600m	400m	200m
Section Times	1:22.62 [5] (0:12.04)	1:10.58 [6] (0:11.55)	0:59.03 [6] (0:11.66)	0:47.37 [6] (0:11.88)	0:35.49 [6] (0:11.89)	0:23.60 [6] (0:11.65)	0:11.95 [6] (0:11.95)
Average Speed [km/h]	44.9	62.4	61.6	60.0	59.8	61.2	60.3
Top Speed [km/h]	61.8	63.0	62.3	61.4	60.7	63.0	62.2
Avg. Dist. to Rail [m]	1.8	1.1	0.7	2.5	2.9	1.3	0.6
Avg. Stride Freq. [Hz]	2.2	2.3	2.2	2.2	2.2	2.2	2.2
Avg. Stride Length [m]	5.7	7.7	7.7	7.6	7.6	7.6	7.5



- [] Ranking at each section and finish
- .-.- No data available at this section
- NA No data available



Horse/Jockey Name	Savileo
Final Rank	6
Fastest Section Time (Section)	0:11.50 (400m)
Top Speed [km/h] (Section)	62.9 (400m)
Race State	Finished



Ipswich QLD Professional

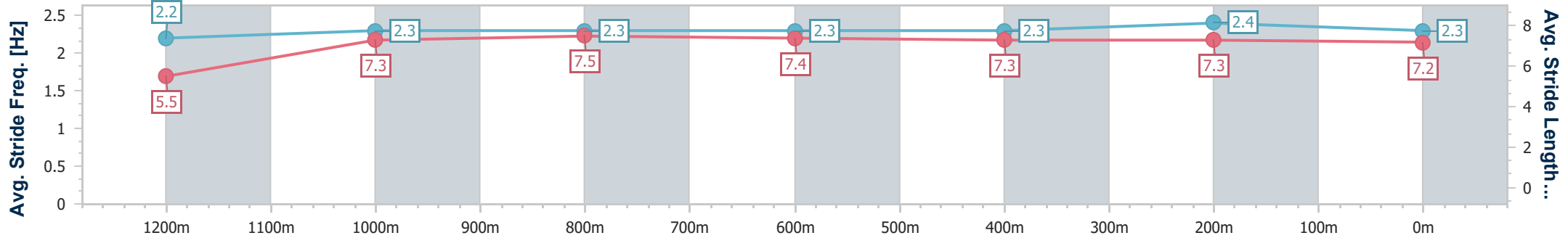
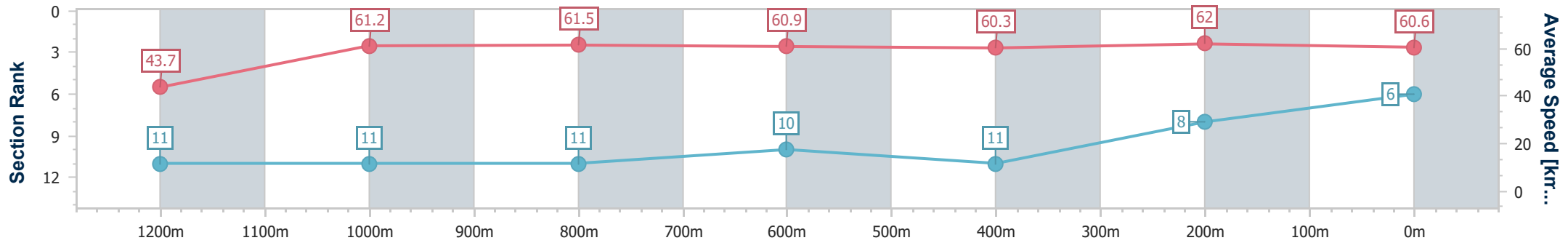
Race 6: SAFETY AT WORK BENCHMARK 65 Handicap - 1350m



01 May 2023 - 15:27

Track Rating: Soft 6, Weather: Fine, Rail Position: True

Section	Overall	1200m	1000m	800m	600m	400m	200m
Section Times	1:22.69 [6] (0:12.37)	1:10.32 [11] (0:11.79)	0:58.53 [11] (0:11.68)	0:46.85 [11] (0:11.67)	0:35.18 [10] (0:11.80)	0:23.38 [11] (0:11.50)	0:11.88 [8] (0:11.88)
Average Speed [km/h]	43.7	61.2	61.5	60.9	60.3	62.0	60.6
Top Speed [km/h]	60.5	62.0	62.0	62.0	61.8	62.9	62.1
Avg. Dist. to Rail [m]	9.0	2.1	1.0	3.1	3.2	1.8	0.9
Avg. Stride Freq. [Hz]	2.2	2.3	2.3	2.3	2.3	2.4	2.3
Avg. Stride Length [m]	5.5	7.3	7.5	7.4	7.3	7.3	7.2



- [] Ranking at each section and finish
- .-.- No data available at this section
- NA No data available



Horse/Jockey Name	Our Baez
Final Rank	7
Fastest Section Time (Section)	0:11.25 (1200m)
Top Speed [km/h] (Section)	64.8 (1200m)
Race State	Finished



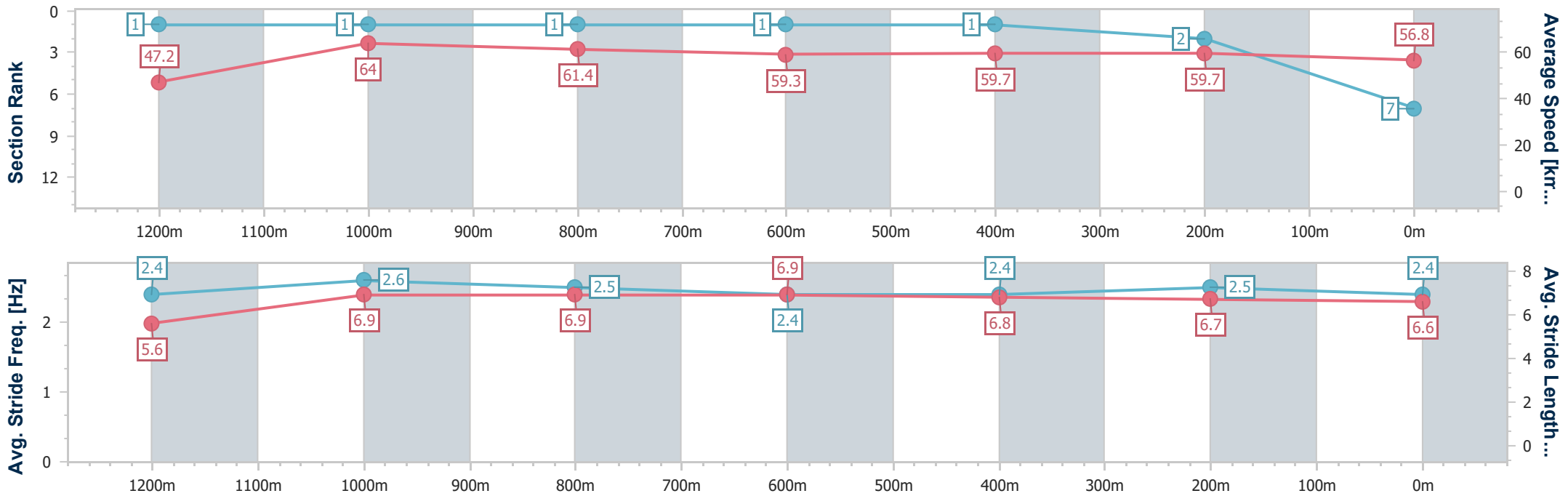
Ipswich QLD Professional
Race 6: SAFETY AT WORK BENCHMARK 65 Handicap - 1350m



01 May 2023 - 15:27

Track Rating: Soft 6, Weather: Fine, Rail Position: True

Section	Overall	1200m	1000m	800m	600m	400m	200m
Section Times	1:23.02 [7] (0:11.45)	1:11.57 [1] (0:11.25)	1:00.32 [1] (0:11.71)	0:48.61 [1] (0:12.04)	0:36.57 [1] (0:11.89)	0:24.68 [1] (0:11.99)	0:12.69 [2] (0:12.69)
Average Speed [km/h]	47.2	64.0	61.4	59.3	59.7	59.7	56.8
Top Speed [km/h]	64.7	64.8	62.5	60.1	60.3	60.2	59.1
Avg. Dist. to Rail [m]	2.1	0.9	0.7	2.3	3.2	1.0	0.5
Avg. Stride Freq. [Hz]	2.4	2.6	2.5	2.4	2.4	2.5	2.4
Avg. Stride Length [m]	5.6	6.9	6.9	6.9	6.8	6.7	6.6



- [] Ranking at each section and finish
- .-.- No data available at this section
- NA No data available



Horse/Jockey Name	Reformist
Final Rank	8
Fastest Section Time (Section)	0:11.58 (1200m)
Top Speed [km/h] (Section)	64.5 (1200m)
Race State	Finished



Ipswich QLD Professional

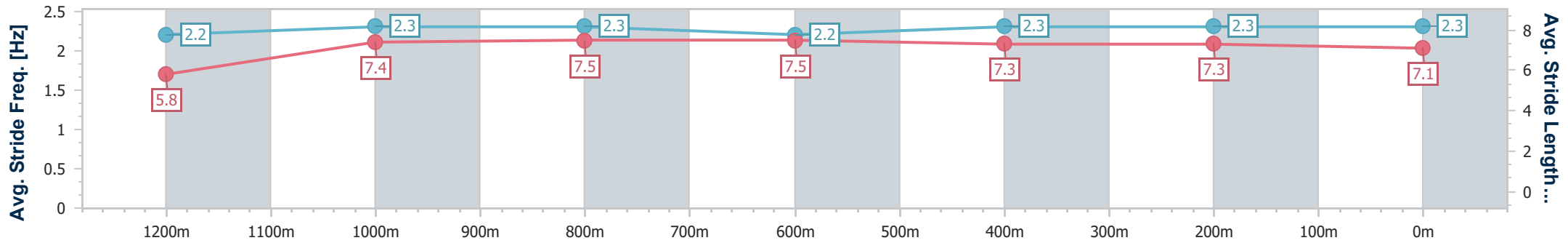
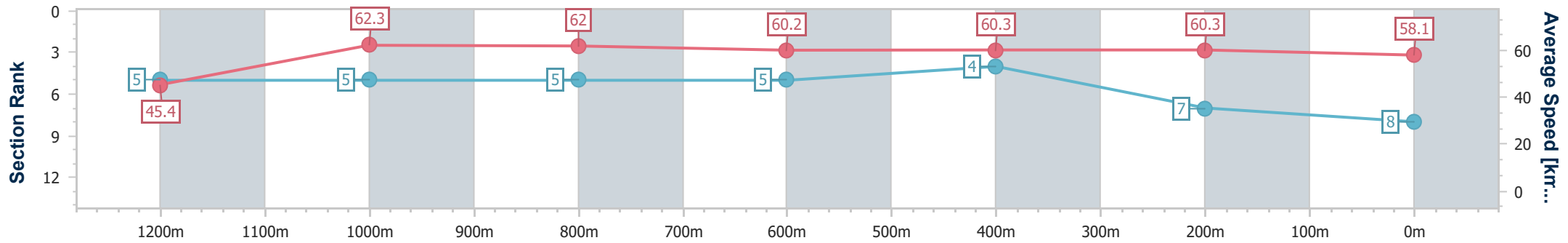
Race 6: SAFETY AT WORK BENCHMARK 65 Handicap - 1350m



01 May 2023 - 15:27

Track Rating: Soft 6, Weather: Fine, Rail Position: True

Section	Overall	1200m	1000m	800m	600m	400m	200m
Section Times	1:23.09 [8] (0:11.92)	1:11.17 [5] (0:11.58)	0:59.59 [5] (0:11.61)	0:47.98 [5] (0:11.87)	0:36.11 [5] (0:11.85)	0:24.26 [4] (0:11.88)	0:12.38 [7] (0:12.38)
Average Speed [km/h]	45.4	62.3	62.0	60.2	60.3	60.3	58.1
Top Speed [km/h]	61.6	64.5	62.8	62.0	61.4	61.3	60.5
Avg. Dist. to Rail [m]	4.1	1.8	0.3	1.4	2.0	1.4	2.3
Avg. Stride Freq. [Hz]	2.2	2.3	2.3	2.2	2.3	2.3	2.3
Avg. Stride Length [m]	5.8	7.4	7.5	7.5	7.3	7.3	7.1



- [] Ranking at each section and finish
- .-.- No data available at this section
- NA No data available



Horse/Jockey Name	Green Reign
Final Rank	9
Fastest Section Time (Section)	0:11.58 (1200m)
Top Speed [km/h] (Section)	63.2 (400m)
Race State	Finished



Ipswich QLD Professional

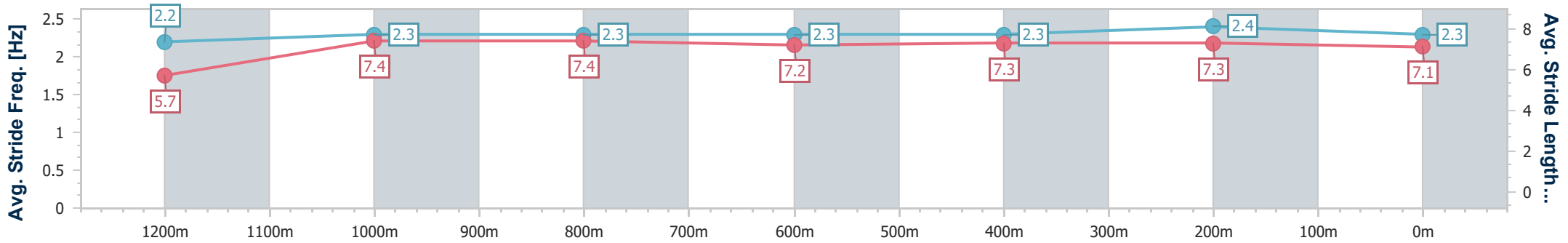
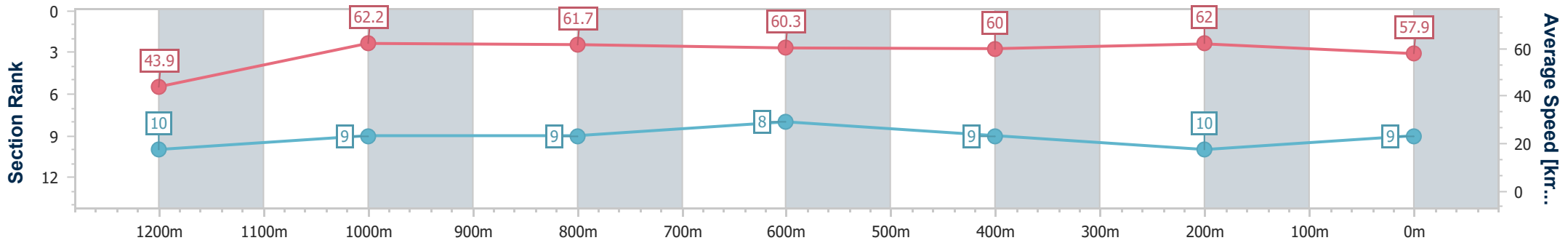
Race 6: SAFETY AT WORK BENCHMARK 65 Handicap - 1350m



01 May 2023 - 15:27

Track Rating: Soft 6, Weather: Fine, Rail Position: True

Section	Overall	1200m	1000m	800m	600m	400m	200m
Section Times	1:23.30 [9] (0:12.30)	1:11.00 [10] (0:11.58)	0:59.42 [9] (0:11.65)	0:47.77 [9] (0:11.81)	0:35.96 [8] (0:11.91)	0:24.05 [9] (0:11.62)	0:12.43 [10] (0:12.43)
Average Speed [km/h]	43.9	62.2	61.7	60.3	60.0	62.0	57.9
Top Speed [km/h]	61.4	63.2	62.4	62.0	61.0	63.2	60.6
Avg. Dist. to Rail [m]	2.4	0.8	0.8	2.4	2.0	1.8	2.9
Avg. Stride Freq. [Hz]	2.2	2.3	2.3	2.3	2.3	2.4	2.3
Avg. Stride Length [m]	5.7	7.4	7.4	7.2	7.3	7.3	7.1



- [] Ranking at each section and finish
- .-.- No data available at this section
- NA No data available



Horse/Jockey Name	Byron Eyes
Final Rank	10
Fastest Section Time (Section)	0:11.59 (1000m)
Top Speed [km/h] (Section)	63.0 (1000m)
Race State	Finished



Ipswich QLD Professional

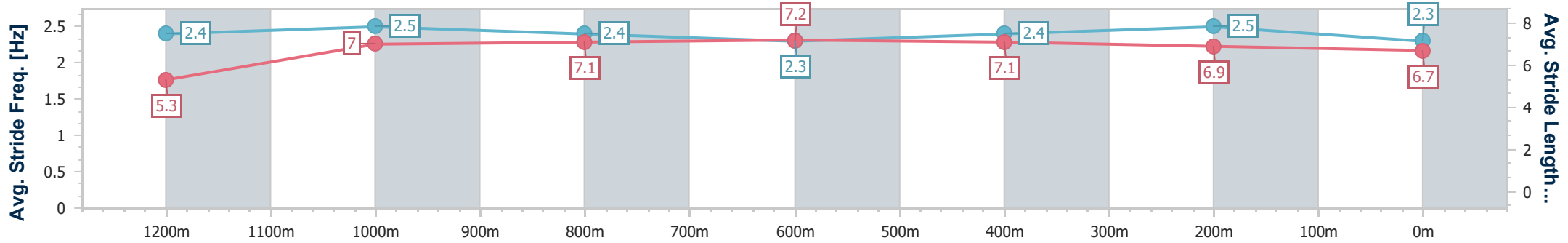
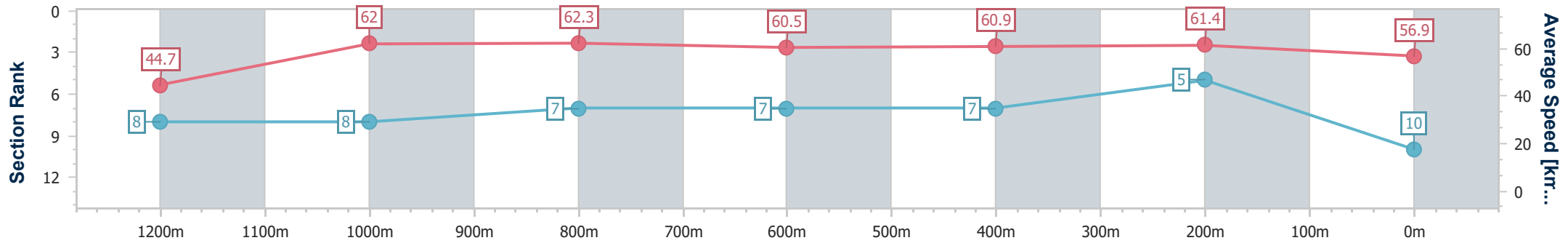
Race 6: SAFETY AT WORK BENCHMARK 65 Handicap - 1350m



01 May 2023 - 15:27

Track Rating: Soft 6, Weather: Fine, Rail Position: True

Section	Overall	1200m	1000m	800m	600m	400m	200m
Section Times	1:23.31 [10] (0:12.12)	1:11.19 [8] (0:11.65)	0:59.54 [8] (0:11.59)	0:47.95 [7] (0:11.88)	0:36.07 [7] (0:11.79)	0:24.28 [7] (0:11.63)	0:12.65 [5] (0:12.65)
Average Speed [km/h]	44.7	62.0	62.3	60.5	60.9	61.4	56.9
Top Speed [km/h]	61.1	62.9	63.0	62.0	61.5	62.9	60.9
Avg. Dist. to Rail [m]	5.9	3.0	1.6	0.5	1.0	2.4	3.8
Avg. Stride Freq. [Hz]	2.4	2.5	2.4	2.3	2.4	2.5	2.3
Avg. Stride Length [m]	5.3	7.0	7.1	7.2	7.1	6.9	6.7



- [] Ranking at each section and finish
- .-.- No data available at this section
- NA No data available



Horse/Jockey Name	Tuhinga
Final Rank	11
Fastest Section Time (Section)	0:11.61 (1200m)
Top Speed [km/h] (Section)	63.4 (1200m)
Race State	Finished



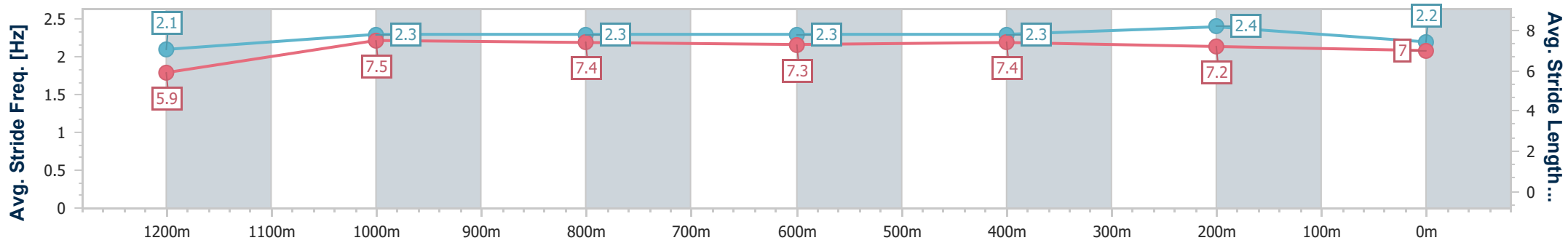
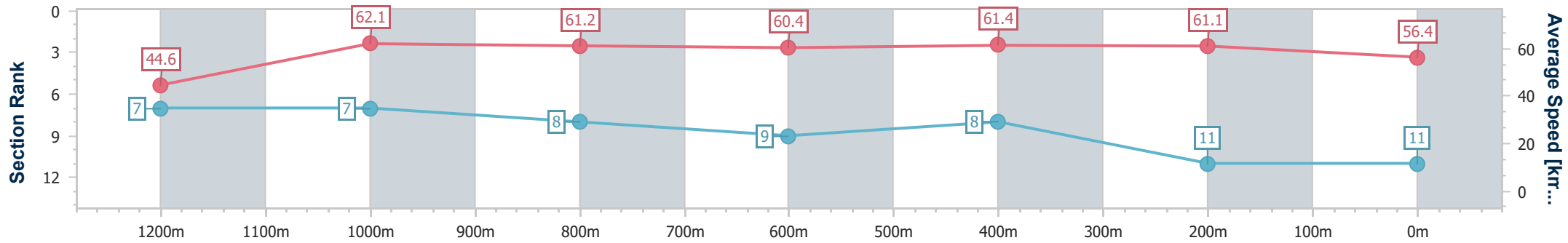
Ipswich QLD Professional
Race 6: SAFETY AT WORK BENCHMARK 65 Handicap - 1350m



01 May 2023 - 15:27

Track Rating: Soft 6, Weather: Fine, Rail Position: True

Section	Overall	1200m	1000m	800m	600m	400m	200m
Section Times	1:23.68 [11] (0:12.11)	1:11.57 [7] (0:11.61)	0:59.96 [7] (0:11.75)	0:48.21 [8] (0:11.91)	0:36.30 [9] (0:11.71)	0:24.59 [8] (0:11.84)	0:12.75 [11] (0:12.75)
Average Speed [km/h]	44.6	62.1	61.2	60.4	61.4	61.1	56.4
Top Speed [km/h]	62.0	63.4	62.5	62.0	62.7	62.5	58.5
Avg. Dist. to Rail [m]	5.0	1.5	0.6	0.8	0.4	2.4	5.0
Avg. Stride Freq. [Hz]	2.1	2.3	2.3	2.3	2.3	2.4	2.2
Avg. Stride Length [m]	5.9	7.5	7.4	7.3	7.4	7.2	7.0



- [] Ranking at each section and finish
- .-.- No data available at this section
- NA No data available