

Track Rating: Soft 6, Weather: Fine, Rail Position: True

Section		Overall	1200m	1000m	800m	600m	400m	Last 600m				
Field Times		1:22.68 (0:11.33)	1:11.35 (0:10.84)	1:00.51 (0:11.60)	0:48.91 (0:12.24)	0:36.67 (0:12.49)	0:24.18 (0:12.07)	0:36.67				
Rank	TAB Horse/Jockey	Barrier	Top Speed [km/h]	Fastest Section					Distance Travelled [m]			
1	13 CLASSIQUE GAL Samantha Collett	2	65.9 1200m	0:11.17 1200m	1:22.68 [1] (0:11.72)	1:10.96 [6] (0:11.17)	0:59.79 [6] (0:11.59)	0:48.20 [6] (0:12.06)	0:36.14 [5] (0:12.20)	0:23.94 [4] (0:11.84)	0:36.14	
2	6 DEELBREAKA Jaden Lloyd	8	67.6 1200m	0:10.94 1200m	1:23.08 [2] (0:11.42)	1:11.66 [4] (0:10.94)	1:00.72 [3] (0:11.66)	0:49.06 [3] (0:12.23)	0:36.83 [3] (0:12.34)	0:24.49 [3] (0:12.05)	0:36.83	+4
3	1 CALDANTE Justin Huxtable	12	67.5 1200m	0:10.84 1200m	1:23.21 [3] (0:11.33)	1:11.88 [1] (0:10.84)	1:01.04 [1] (0:11.70)	0:49.34 [2] (0:12.19)	0:37.15 [2] (0:12.44)	0:24.71 [1] (0:12.07)	0:37.15	+1
4	9 POWERALONG Nathan Thomas	13	65.5 1200m	0:11.30 1200m	1:23.28 [4] (0:11.96)	1:11.32 [8] (0:11.30)	1:00.02 [9] (0:11.67)	0:48.35 [9] (0:12.11)	0:36.24 [9] (0:12.04)	0:24.20 [8] (0:11.94)	0:36.24	+3
5	14 VALIANT JOAN Taylor Marshall	6	65.1 1200m	0:11.20 1200m	1:23.30 [5] (0:11.41)	1:11.89 [3] (0:11.20)	1:00.69 [4] (0:11.63)	0:49.06 [4] (0:12.14)	0:36.92 [4] (0:12.39)	0:24.53 [5] (0:12.24)	0:36.92	+1
6	17 BETTER BELIEVE IT Rikki Jamieson	11	65.3 1200m	0:11.28 1200m	1:23.35 [6] (0:12.19)	1:11.16 [10] (0:11.28)	0:59.88 [10] (0:11.53)	0:48.35 [10] (0:12.18)	0:36.17 [10] (0:12.05)	0:24.12 [10] (0:12.00)	0:36.17	-1
7	11 BLUE MERLE Ben Thompson	7	64.9 1200m	0:11.25 1200m	1:23.53 [7] (0:12.01)	1:11.52 [9] (0:11.25)	1:00.27 [8] (0:11.50)	0:48.77 [8] (0:12.11)	0:36.66 [8] (0:12.13)	0:24.53 [7] (0:12.23)	0:36.66	-3
8	16 MY LAWLESS LADY Mark Du Plessis	5	65.4 1200m	0:11.24 1200m	1:24.07 [8] (0:11.88)	1:12.19 [7] (0:11.24)	1:00.95 [7] (0:11.62)	0:49.33 [7] (0:12.05)	0:37.28 [7] (0:12.32)	0:24.96 [9] (0:12.37)	0:37.28	+6
9	15 HOFF HIS FACE Justin Stanley	3	65.0 1200m	0:11.20 1200m	1:24.40 [9] (0:11.62)	1:12.78 [5] (0:11.20)	1:01.58 [5] (0:11.61)	0:49.97 [5] (0:12.12)	0:37.85 [5] (0:12.35)	0:25.50 [6] (0:12.52)	0:37.85	+5
10	12 NAREE Jake Bayliss	1	67.3 1200m	0:10.87 1200m	1:25.13 [10] (0:11.38)	1:13.75 [2] (0:10.87)	1:02.88 [2] (0:11.52)	0:51.36 [1] (0:12.24)	0:39.12 [1] (0:12.52)	0:26.60 [2] (0:12.56)	0:39.12	-2

Scratched: Freddie (#2), The Wellian (#3), Knight's Choice (#4), Rangatira (#5), French Step (#7), Italian Virtuoso (#8), Whiz By (#10), Frijoles (#18)



**Ipswich QLD Professional**  
**Race 4: GOOD JOBS, BETTER SERVICES QTIS Three-Year-Old Maiden**  
**Handicap - 1350m**  
**01 May 2023 - 14:17**



Track Rating: Soft 6, Weather: Fine, Rail Position: True

Section				200m				Last 600m	
Field Times				0:12.11				0:36.67	
				(0:12.11)					
Rank	TAB	Horse/Jockey	Barrier	Top Speed [km/h]	Fastest Section	Margin			Distance Travelled [m]
1	13	<b>CLASSIQUE GAL</b>	2	65.9	0:11.17	0:12.10 [2]	1:22.68		0:36.14
		Samantha Collett		1200m	1200m	(0:12.10)			
2	6	<b>DEELBREAKA</b>	8	67.6	0:10.94	0:12.44 [3]	2.3L		0:36.83 +4
		Jaden Lloyd		1200m	1200m	(0:12.44)			
3	1	<b>CALDANTE</b>	12	67.5	0:10.84	0:12.64 [1]	3.1L		0:37.15 +1
		Justin Huxtable		1200m	1200m	(0:12.64)			
4	9	<b>POWERALONG</b>	13	65.5	0:11.30	0:12.26 [5]	3.4L		0:36.24 +3
		Nathan Thomas		1200m	1200m	(0:12.26)			
5	14	<b>VALIANT JOAN</b>	6	65.1	0:11.20	0:12.29 [4]	3.5L		0:36.92 +1
		Taylor Marshall		1200m	1200m	(0:12.29)			
6	17	<b>BETTER BELIEVE IT</b>	11	65.3	0:11.28	0:12.12 [7]	3.7L		0:36.17 -1
		Rikki Jamieson		1200m	1200m	(0:12.12)			
7	11	<b>BLUE MERLE</b>	7	64.9	0:11.25	0:12.30 [8]	4.7L		0:36.66 -3
		Ben Thompson		1200m	1200m	(0:12.30)			
8	16	<b>MY LAWLESS LADY</b>	5	65.4	0:11.24	0:12.59 [10]	7.7L		0:37.28 +6
		Mark Du Plessis		1200m	1200m	(0:12.59)			
9	15	<b>HOFF HIS FACE</b>	3	65.0	0:11.20	0:12.98 [9]	9.5L		0:37.85 +5
		Justin Stanley		1200m	1200m	(0:12.98)			
10	12	<b>NAREE</b>	1	67.3	0:10.87	0:14.04 [6]	13.8L		0:39.12 -2
		Jake Bayliss		1200m	1200m	(0:14.04)			

Scratched: Freddie (#2), The Wellian (#3), Knight's Choice (#4), Rangatira (#5), French Step (#7), Italian Virtuoso (#8), Whiz By (#10), Frijoles (#18)



Horse/Jockey Name	Classique Gal
Final Rank	1
Fastest Section Time (Section)	0:11.17 (1200m)
Top Speed [km/h] (Section)	65.9 (1200m)
Race State	Finished



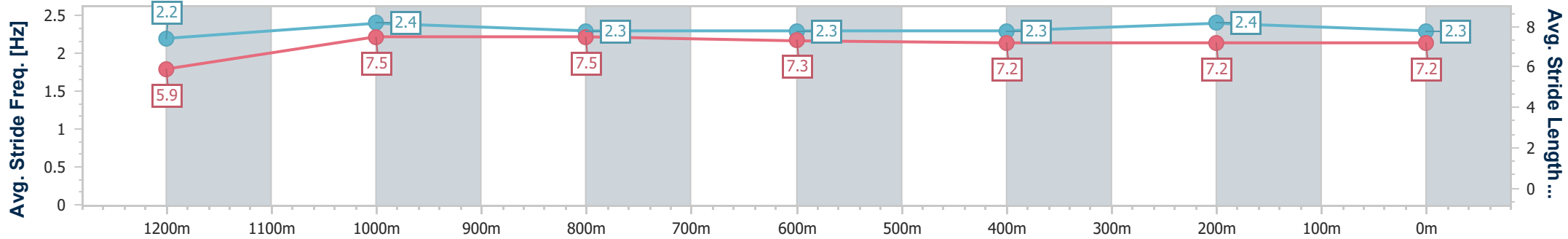
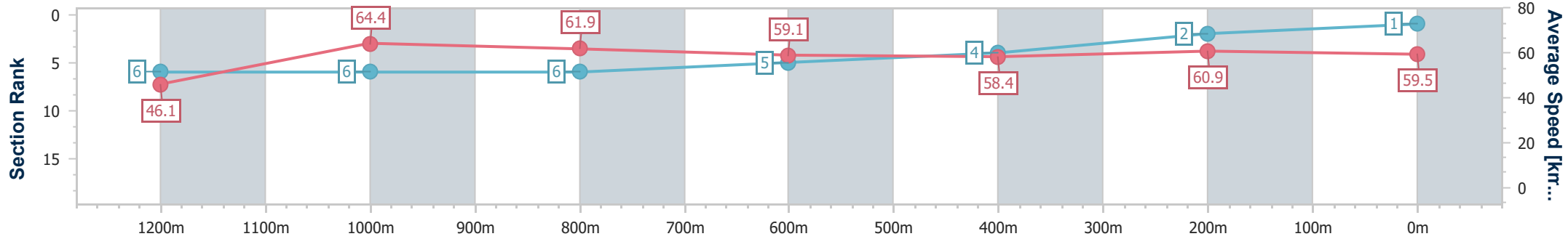
Ipswich QLD Professional  
 Race 4: GOOD JOBS, BETTER SERVICES QTIS Three-Year-Old  
 Maiden Handicap - 1350m



01 May 2023 - 14:17

Track Rating: Soft 6, Weather: Fine, Rail Position: True

Section	Overall	1200m	1000m	800m	600m	400m	200m
Section Times	1:22.68 [1] (0:11.72)	1:10.96 [6] (0:11.17)	0:59.79 [6] (0:11.59)	0:48.20 [6] (0:12.06)	0:36.14 [5] (0:12.20)	0:23.94 [4] (0:11.84)	0:12.10 [2] (0:12.10)
Average Speed [km/h]	46.1	64.4	61.9	59.1	58.4	60.9	59.5
Top Speed [km/h]	64.0	65.9	63.7	60.2	59.3	62.0	62.0
Avg. Dist. to Rail [m]	1.1	0.7	1.3	2.5	2.2	1.2	4.0
Avg. Stride Freq. [Hz]	2.2	2.4	2.3	2.3	2.3	2.4	2.3
Avg. Stride Length [m]	5.9	7.5	7.5	7.3	7.2	7.2	7.2



- [ ] Ranking at each section and finish
- .-.- No data available at this section
- NA No data available



Horse/Jockey Name	Deelbreaka
Final Rank	2
Fastest Section Time (Section)	0:10.94 (1200m)
Top Speed [km/h] (Section)	67.6 (1200m)
Race State	Finished



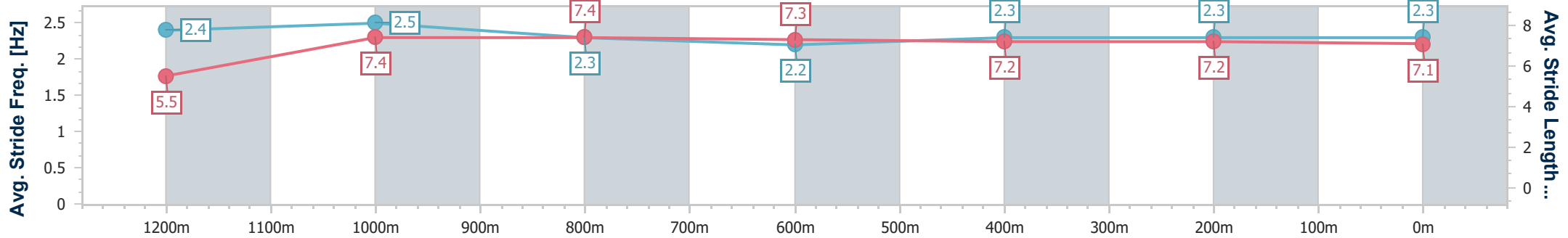
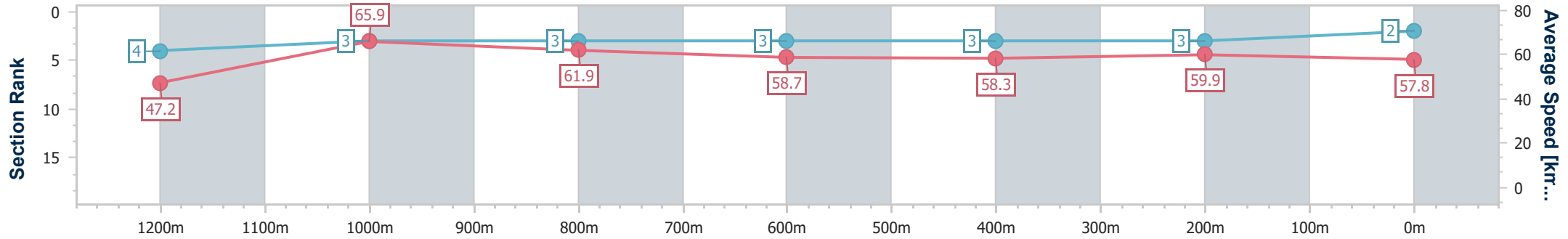
Ipswich QLD Professional  
 Race 4: GOOD JOBS, BETTER SERVICES QTIS Three-Year-Old  
 Maiden Handicap - 1350m



01 May 2023 - 14:17

Track Rating: Soft 6, Weather: Fine, Rail Position: True

Section	Overall	1200m	1000m	800m	600m	400m	200m
Section Times	1:23.08 [2] (0:11.42)	1:11.66 [4] (0:10.94)	1:00.72 [3] (0:11.66)	0:49.06 [3] (0:12.23)	0:36.83 [3] (0:12.34)	0:24.49 [3] (0:12.05)	0:12.44 [3] (0:12.44)
Average Speed [km/h]	47.2	65.9	61.9	58.7	58.3	59.9	57.8
Top Speed [km/h]	66.2	67.6	63.8	59.7	59.6	61.1	60.3
Avg. Dist. to Rail [m]	5.8	2.5	0.3	0.5	0.4	0.9	1.3
Avg. Stride Freq. [Hz]	2.4	2.5	2.3	2.2	2.3	2.3	2.3
Avg. Stride Length [m]	5.5	7.4	7.4	7.3	7.2	7.2	7.1



- [ ] Ranking at each section and finish
- .-.- No data available at this section
- NA No data available



Horse/Jockey Name	Caldante
Final Rank	3
Fastest Section Time (Section)	0:10.84 (1200m)
Top Speed [km/h] (Section)	67.5 (1200m)
Race State	Finished



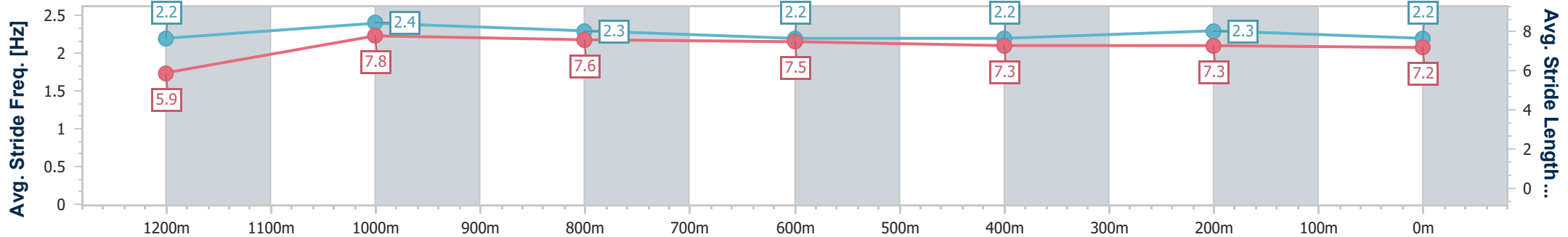
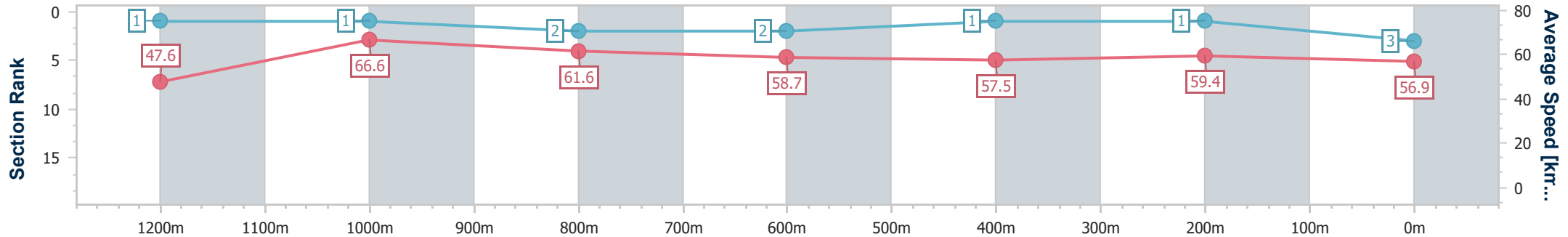
Ipswich QLD Professional  
 Race 4: GOOD JOBS, BETTER SERVICES QTIS Three-Year-Old  
 Maiden Handicap - 1350m



01 May 2023 - 14:17

Track Rating: Soft 6, Weather: Fine, Rail Position: True

Section	Overall	1200m	1000m	800m	600m	400m	200m
Section Times	1:23.21 [3] (0:11.33)	1:11.88 [1] (0:10.84)	1:01.04 [1] (0:11.70)	0:49.34 [2] (0:12.19)	0:37.15 [2] (0:12.44)	0:24.71 [1] (0:12.07)	0:12.64 [1] (0:12.64)
Average Speed [km/h]	47.6	66.6	61.6	58.7	57.5	59.4	56.9
Top Speed [km/h]	65.9	67.5	64.6	60.3	59.3	60.3	58.3
Avg. Dist. to Rail [m]	7.4	3.3	0.7	1.3	1.5	1.2	1.7
Avg. Stride Freq. [Hz]	2.2	2.4	2.3	2.2	2.2	2.3	2.2
Avg. Stride Length [m]	5.9	7.8	7.6	7.5	7.3	7.3	7.2



- [ ] Ranking at each section and finish
- .-.- No data available at this section
- NA No data available



Horse/Jockey Name	Poweralong
Final Rank	4
Fastest Section Time (Section)	0:11.30 (1200m)
Top Speed [km/h] (Section)	65.5 (1200m)
Race State	Finished



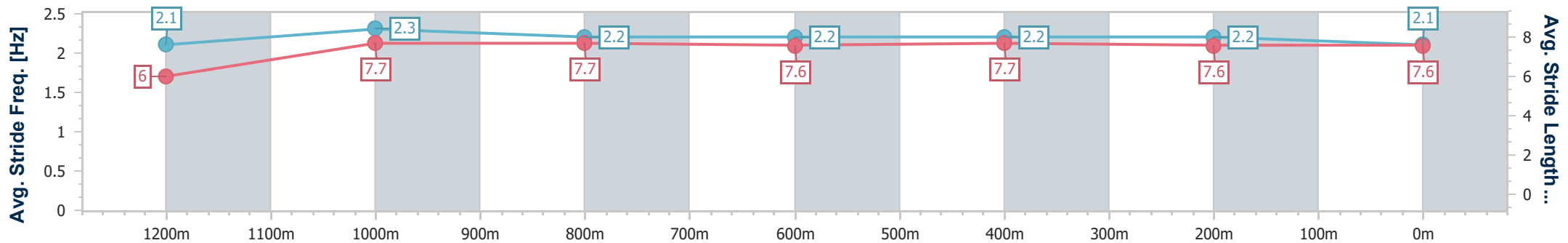
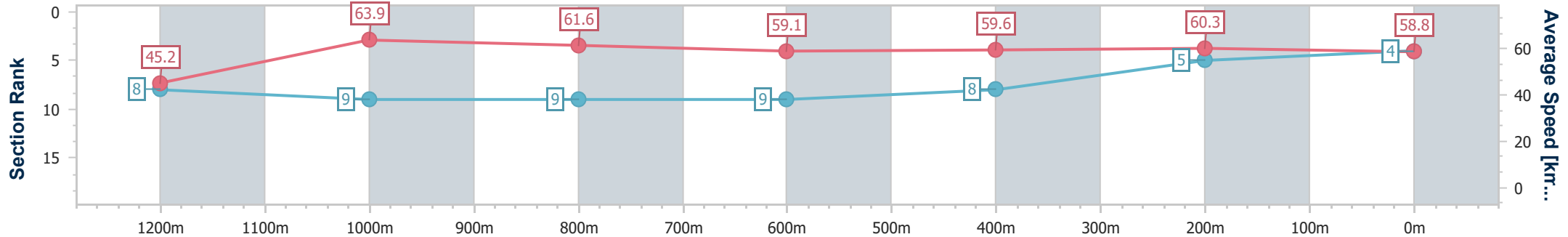
Ipswich QLD Professional  
 Race 4: GOOD JOBS, BETTER SERVICES QTIS Three-Year-Old  
 Maiden Handicap - 1350m



01 May 2023 - 14:17

Track Rating: Soft 6, Weather: Fine, Rail Position: True

Section	Overall	1200m	1000m	800m	600m	400m	200m
Section Times	1:23.28 [4] (0:11.96)	1:11.32 [8] (0:11.30)	1:00.02 [9] (0:11.67)	0:48.35 [9] (0:12.11)	0:36.24 [9] (0:12.04)	0:24.20 [8] (0:11.94)	0:12.26 [5] (0:12.26)
Average Speed [km/h]	45.2	63.9	61.6	59.1	59.6	60.3	58.8
Top Speed [km/h]	62.4	65.5	62.7	61.6	60.9	60.9	60.1
Avg. Dist. to Rail [m]	6.0	1.7	0.4	1.3	1.1	1.0	3.2
Avg. Stride Freq. [Hz]	2.1	2.3	2.2	2.2	2.2	2.2	2.1
Avg. Stride Length [m]	6.0	7.7	7.7	7.6	7.7	7.6	7.6



- [ ] Ranking at each section and finish
- .-.- No data available at this section
- NA No data available



Horse/Jockey Name	Valiant Joan
Final Rank	5
Fastest Section Time (Section)	0:11.20 (1200m)
Top Speed [km/h] (Section)	65.1 (1200m)
Race State	Finished



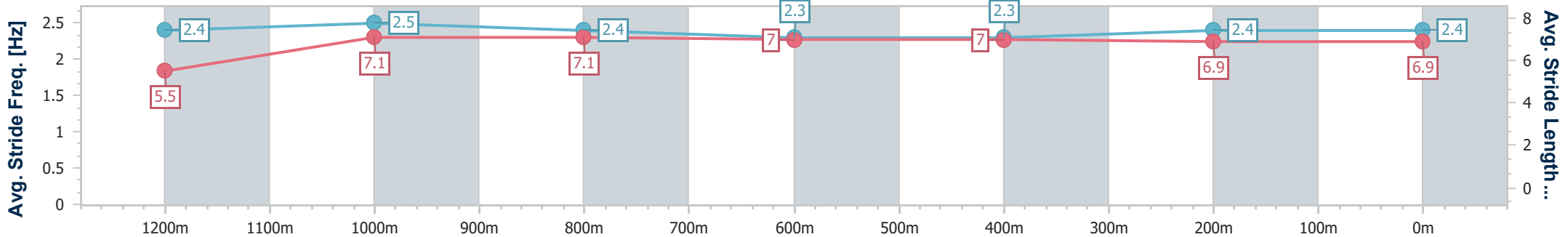
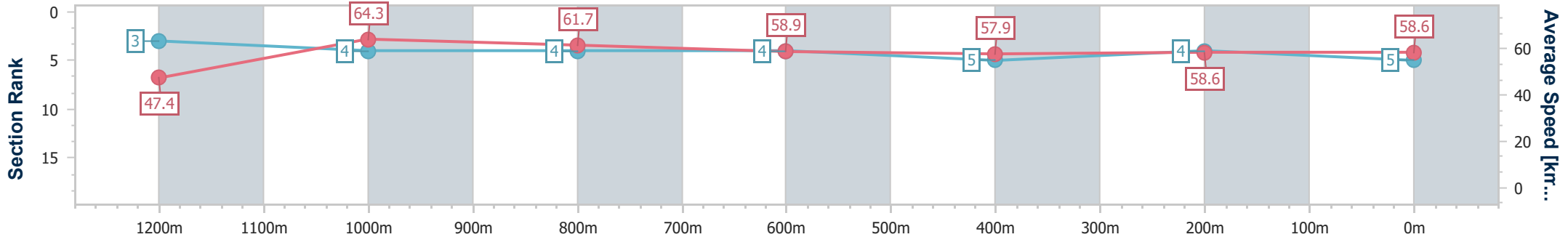
Ipswich QLD Professional  
 Race 4: GOOD JOBS, BETTER SERVICES QTIS Three-Year-Old  
 Maiden Handicap - 1350m



01 May 2023 - 14:17

Track Rating: Soft 6, Weather: Fine, Rail Position: True

Section	Overall	1200m	1000m	800m	600m	400m	200m
Section Times	1:23.30 [5] (0:11.41)	1:11.89 [3] (0:11.20)	1:00.69 [4] (0:11.63)	0:49.06 [4] (0:12.14)	0:36.92 [4] (0:12.39)	0:24.53 [5] (0:12.24)	0:12.29 [4] (0:12.29)
Average Speed [km/h]	47.4	64.3	61.7	58.9	57.9	58.6	58.6
Top Speed [km/h]	65.0	65.1	63.2	60.1	59.8	59.3	59.8
Avg. Dist. to Rail [m]	4.4	1.8	0.8	1.8	1.3	0.6	1.8
Avg. Stride Freq. [Hz]	2.4	2.5	2.4	2.3	2.3	2.4	2.4
Avg. Stride Length [m]	5.5	7.1	7.1	7.0	7.0	6.9	6.9



- [ ] Ranking at each section and finish
- .-.- No data available at this section
- NA No data available



Horse/Jockey Name	Better Believe It
Final Rank	6
Fastest Section Time (Section)	0:11.28 (1200m)
Top Speed [km/h] (Section)	65.3 (1200m)
Race State	Finished



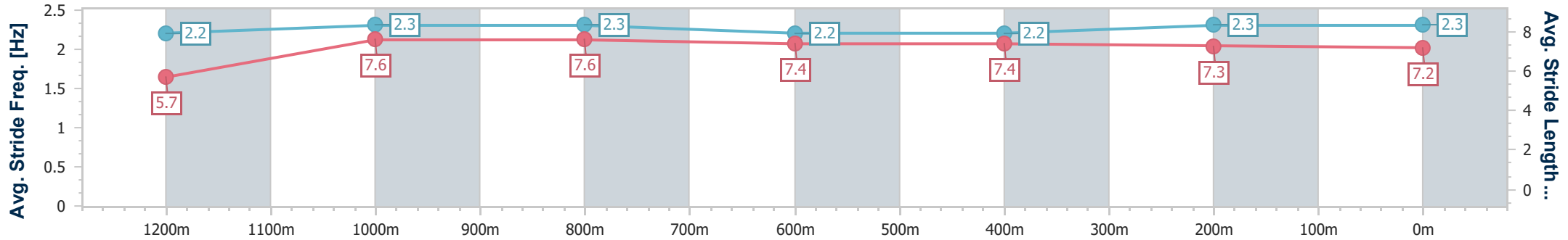
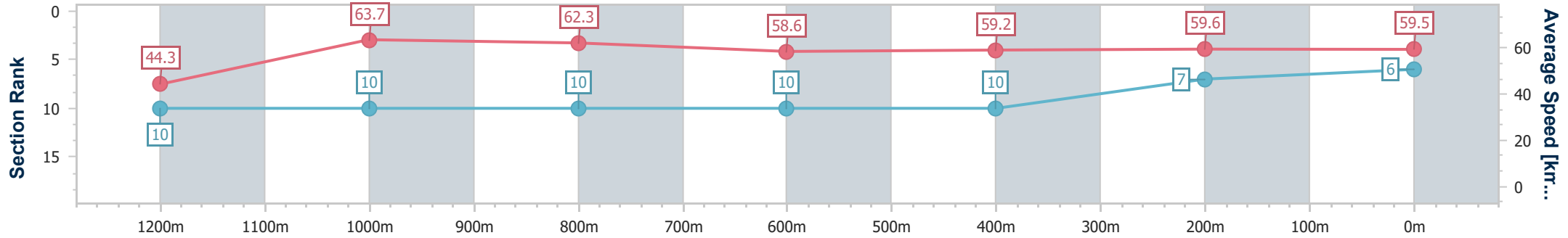
Ipswich QLD Professional  
 Race 4: GOOD JOBS, BETTER SERVICES QTIS Three-Year-Old  
 Maiden Handicap - 1350m



01 May 2023 - 14:17

Track Rating: Soft 6, Weather: Fine, Rail Position: True

Section	Overall	1200m	1000m	800m	600m	400m	200m
Section Times	1:23.35 [6] (0:12.19)	1:11.16 [10] (0:11.28)	0:59.88 [10] (0:11.53)	0:48.35 [10] (0:12.18)	0:36.17 [10] (0:12.05)	0:24.12 [10] (0:12.00)	0:12.12 [7] (0:12.12)
Average Speed [km/h]	44.3	63.7	62.3	58.6	59.2	59.6	59.5
Top Speed [km/h]	62.4	65.3	63.8	60.7	60.8	60.4	60.2
Avg. Dist. to Rail [m]	5.1	1.5	1.0	2.2	2.4	1.8	4.5
Avg. Stride Freq. [Hz]	2.2	2.3	2.3	2.2	2.2	2.3	2.3
Avg. Stride Length [m]	5.7	7.6	7.6	7.4	7.4	7.3	7.2



- [ ] Ranking at each section and finish
- .-.- No data available at this section
- NA No data available





Horse/Jockey Name	Blue Merle
Final Rank	7
Fastest Section Time (Section)	0:11.25 (1200m)
Top Speed [km/h] (Section)	64.9 (1200m)
Race State	Finished



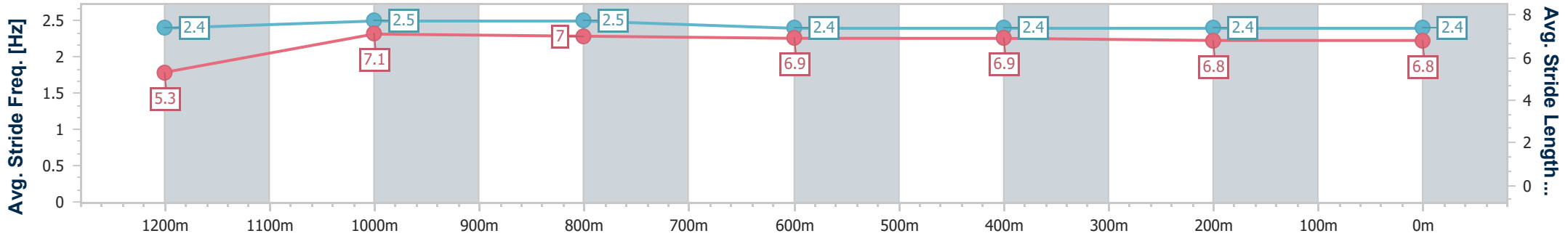
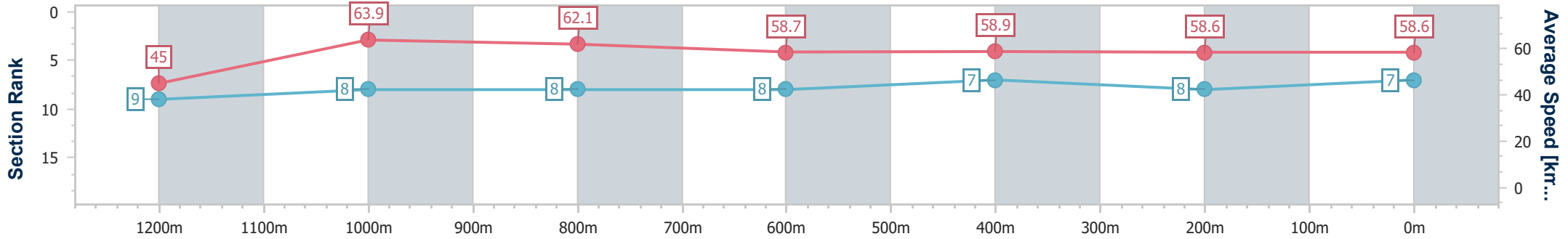
Ipswich QLD Professional  
 Race 4: GOOD JOBS, BETTER SERVICES QTIS Three-Year-Old  
 Maiden Handicap - 1350m



01 May 2023 - 14:17

Track Rating: Soft 6, Weather: Fine, Rail Position: True

Section	Overall	1200m	1000m	800m	600m	400m	200m
Section Times	1:23.53 [7] (0:12.01)	1:11.52 [9] (0:11.25)	1:00.27 [8] (0:11.50)	0:48.77 [8] (0:12.11)	0:36.66 [8] (0:12.13)	0:24.53 [7] (0:12.23)	0:12.30 [8] (0:12.30)
Average Speed [km/h]	45.0	63.9	62.1	58.7	58.9	58.6	58.6
Top Speed [km/h]	63.6	64.9	63.3	60.3	59.8	59.8	59.8
Avg. Dist. to Rail [m]	3.3	1.0	2.8	3.1	2.0	0.9	3.0
Avg. Stride Freq. [Hz]	2.4	2.5	2.5	2.4	2.4	2.4	2.4
Avg. Stride Length [m]	5.3	7.1	7.0	6.9	6.9	6.8	6.8



- [ ] Ranking at each section and finish
- .-.- No data available at this section
- NA No data available



Horse/Jockey Name	My Lawless Lady
Final Rank	8
Fastest Section Time (Section)	0:11.24 (1200m)
Top Speed [km/h] (Section)	65.4 (1200m)
Race State	Finished



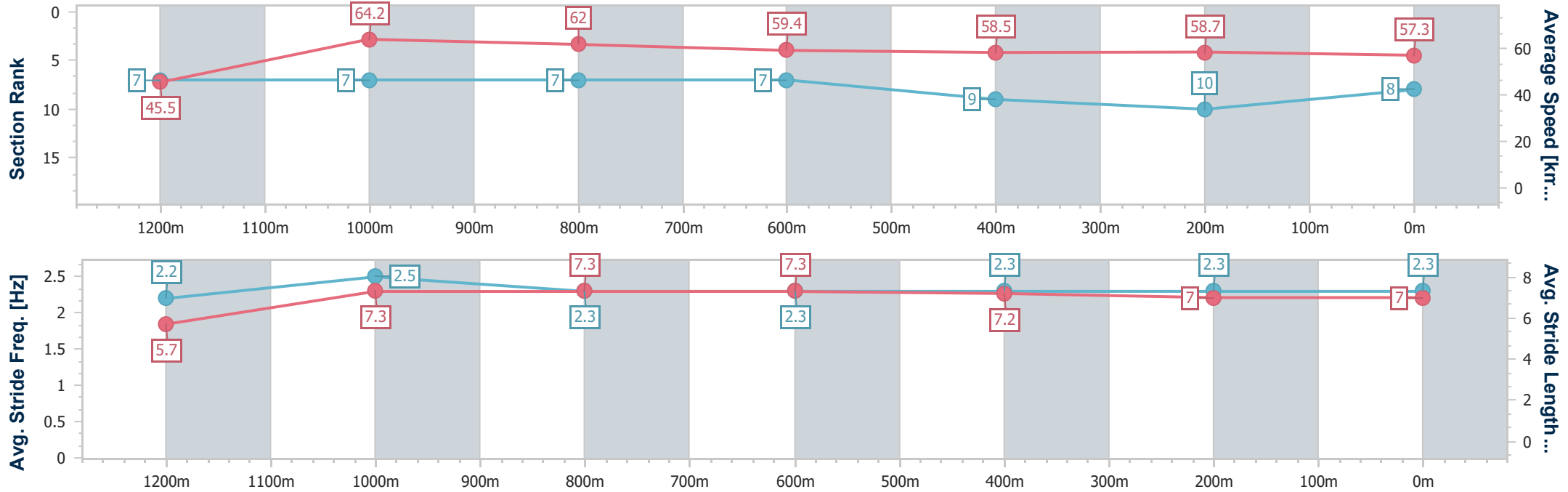
Ipswich QLD Professional  
 Race 4: GOOD JOBS, BETTER SERVICES QTIS Three-Year-Old  
 Maiden Handicap - 1350m



01 May 2023 - 14:17

Track Rating: Soft 6, Weather: Fine, Rail Position: True

Section	Overall	1200m	1000m	800m	600m	400m	200m
Section Times	1:24.07 [8] (0:11.88)	1:12.19 [7] (0:11.24)	1:00.95 [7] (0:11.62)	0:49.33 [7] (0:12.05)	0:37.28 [7] (0:12.32)	0:24.96 [9] (0:12.37)	0:12.59 [10] (0:12.59)
Average Speed [km/h]	45.5	64.2	62.0	59.4	58.5	58.7	57.3
Top Speed [km/h]	62.7	65.4	63.9	61.0	59.8	60.5	58.7
Avg. Dist. to Rail [m]	3.2	2.2	0.5	1.1	0.8	2.9	4.5
Avg. Stride Freq. [Hz]	2.2	2.5	2.3	2.3	2.3	2.3	2.3
Avg. Stride Length [m]	5.7	7.3	7.3	7.3	7.2	7.0	7.0



- [ ] Ranking at each section and finish
- .-.- No data available at this section
- NA No data available



Horse/Jockey Name	Hoff His Face
Final Rank	9
Fastest Section Time (Section)	0:11.20 (1200m)
Top Speed [km/h] (Section)	65.0 (1200m)
Race State	Finished



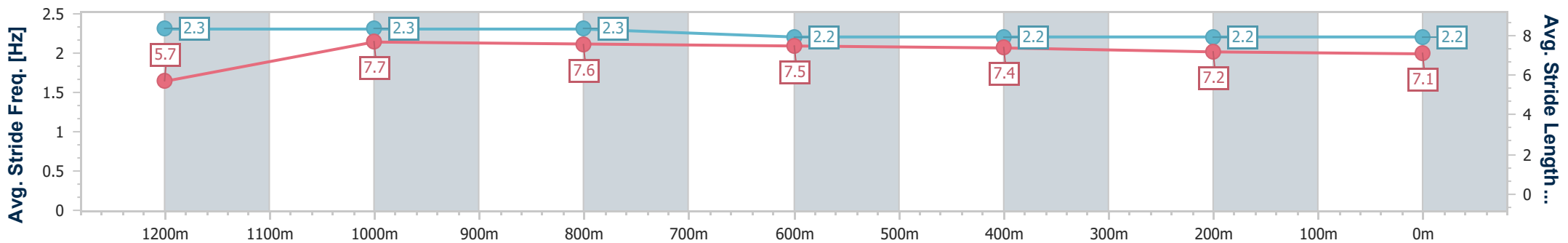
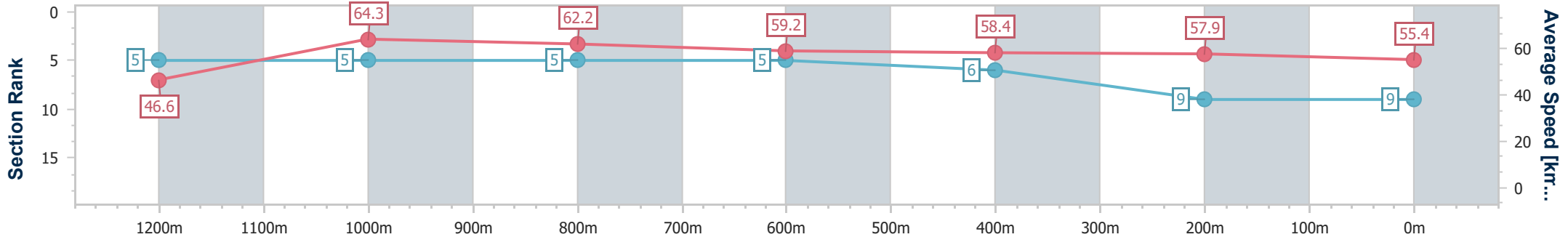
Ipswich QLD Professional  
 Race 4: GOOD JOBS, BETTER SERVICES QTIS Three-Year-Old  
 Maiden Handicap - 1350m



01 May 2023 - 14:17

Track Rating: Soft 6, Weather: Fine, Rail Position: True

Section	Overall	1200m	1000m	800m	600m	400m	200m
Section Times	1:24.40 [9] (0:11.62)	1:12.78 [5] (0:11.20)	1:01.58 [5] (0:11.61)	0:49.97 [5] (0:12.12)	0:37.85 [5] (0:12.35)	0:25.50 [6] (0:12.52)	0:12.98 [9] (0:12.98)
Average Speed [km/h]	46.6	64.3	62.2	59.2	58.4	57.9	55.4
Top Speed [km/h]	63.2	65.0	63.8	61.2	59.3	58.6	57.4
Avg. Dist. to Rail [m]	2.1	1.3	0.6	0.4	0.4	2.4	4.2
Avg. Stride Freq. [Hz]	2.3	2.3	2.3	2.2	2.2	2.2	2.2
Avg. Stride Length [m]	5.7	7.7	7.6	7.5	7.4	7.2	7.1



- [ ] Ranking at each section and finish
- .-.- No data available at this section
- NA No data available



Horse/Jockey Name	Naree
Final Rank	10
Fastest Section Time (Section)	0:10.87 (1200m)
Top Speed [km/h] (Section)	67.3 (1200m)
Race State	Finished



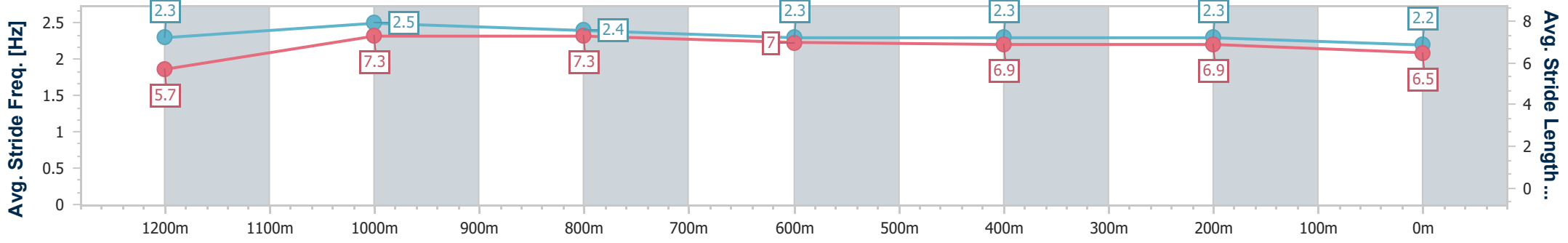
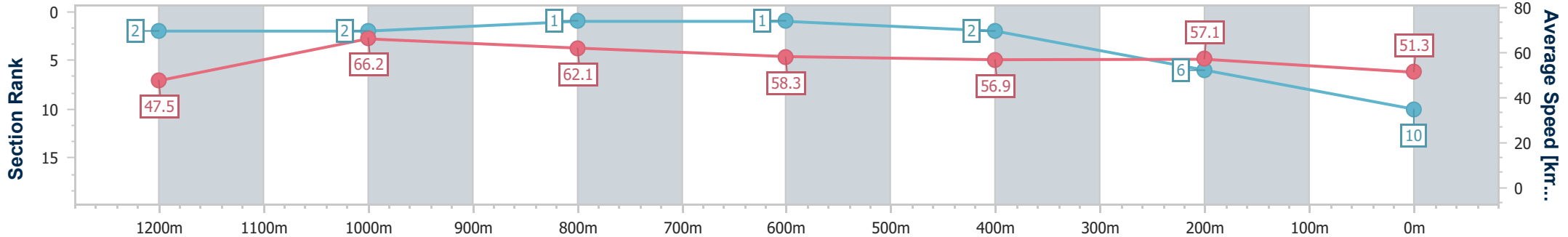
Ipswich QLD Professional  
 Race 4: GOOD JOBS, BETTER SERVICES QTIS Three-Year-Old  
 Maiden Handicap - 1350m



01 May 2023 - 14:17

Track Rating: Soft 6, Weather: Fine, Rail Position: True

Section	Overall	1200m	1000m	800m	600m	400m	200m
Section Times	1:25.13 [10] (0:11.38)	1:13.75 [2] (0:10.87)	1:02.88 [2] (0:11.52)	0:51.36 [1] (0:12.24)	0:39.12 [1] (0:12.52)	0:26.60 [2] (0:12.56)	0:14.04 [6] (0:14.04)
Average Speed [km/h]	47.5	66.2	62.1	58.3	56.9	57.1	51.3
Top Speed [km/h]	65.0	67.3	65.2	60.3	58.2	58.3	55.9
Avg. Dist. to Rail [m]	1.3	1.0	2.1	2.4	2.6	0.6	1.0
Avg. Stride Freq. [Hz]	2.3	2.5	2.4	2.3	2.3	2.3	2.2
Avg. Stride Length [m]	5.7	7.3	7.3	7.0	6.9	6.9	6.5



- [ ] Ranking at each section and finish
- .-.- No data available at this section
- NA No data available