



Ipswich QLD Professional

Race 2: WORKERS UNITED BENCHMARK 65 Handicap - 800m

01 May 2023 - 12:58



Track Rating: Soft 6, Weather: Fine, Rail Position: True

Section										Last 600m		
Field Times		Overall	600m	400m	200m							
		0:46.42 (0:13.33)	0:33.09 (0:10.54)	0:22.55 (0:10.99)	0:11.56 (0:11.56)							
Rank	TAB	Horse/Jockey	Barrier	Top Speed [km/h]	Fastest Section					Margin	Distance Travelled [m]	
1	3	BRING ME KASH Dale Smith	4	68.9 600m	0:10.54 600m	0:46.42 [1] (0:13.33)	0:33.09 [1] (0:10.54)	0:22.55 [1] (0:10.99)	0:11.56 [1] (0:11.56)	0:46.42	0:33.09	
2	4	THE ROCKWELL SCALE Ashley Morgan	2	69.8 600m	0:10.49 600m	0:46.56 [2] (0:13.69)	0:32.87 [6] (0:10.49)	0:22.38 [3] (0:10.88)	0:11.50 [3] (0:11.50)	0.8L	0:32.87	+1
3	1	AMERICAN RED Yvette Lewis	3	69.5 600m	0:10.69 600m	0:46.62 [3] (0:13.48)	0:33.14 [2] (0:10.69)	0:22.45 [2] (0:10.96)	0:11.49 [2] (0:11.49)	1L	0:33.14	-1
4	2	SHINSHINTO Corey Bayliss	1	68.8 600m	0:10.58 600m	0:46.65 [4] (0:13.71)	0:32.94 [5] (0:10.58)	0:22.36 [5] (0:10.92)	0:11.44 [5] (0:11.44)	1.2L	0:32.94	-1
5	7	ARTIE PANTZ Bailey Wheeler	7	68.0 600m	0:10.75 600m	0:46.71 [5] (0:13.64)	0:33.07 [4] (0:10.75)	0:22.32 [6] (0:11.00)	0:11.32 [6] (0:11.32)	1.4L	0:33.07	+3
6	8	YOU ESS ESS ARE Georgina Cartwright	6	68.8 600m	0:10.72 600m	0:47.02 [6] (0:13.49)	0:33.53 [3] (0:10.72)	0:22.81 [4] (0:10.88)	0:11.93 [4] (0:11.93)	3.2L	0:33.53	+1

Scratched: Royal Nicci (#5), Higher (#6), Logan's Blade (#9)

[] Ranking at each section and finish
 -:-:- No data available at this section
 NA No data available

SCN Saddle cloth number
 DNF Did not finish
 DNT Did not track



Horse/Jockey Name	Bring Me Kash
Final Rank	1
Fastest Section Time (Section)	0:10.54 (600m)
Top Speed [km/h] (Section)	68.9 (600m)
Race State	Finished

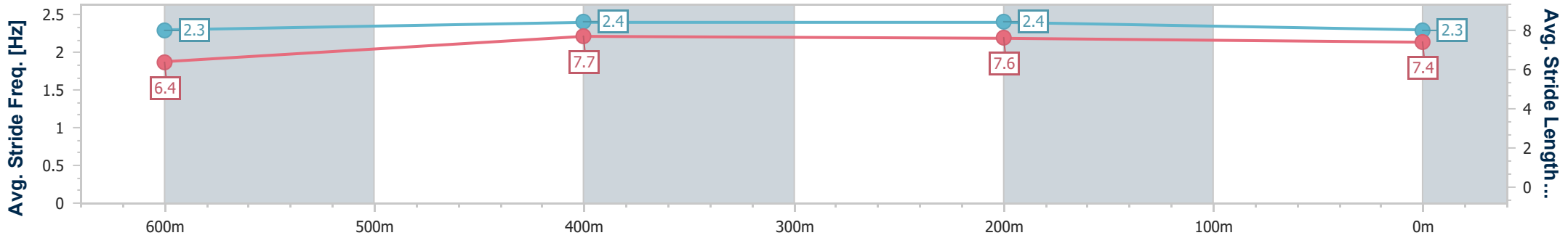
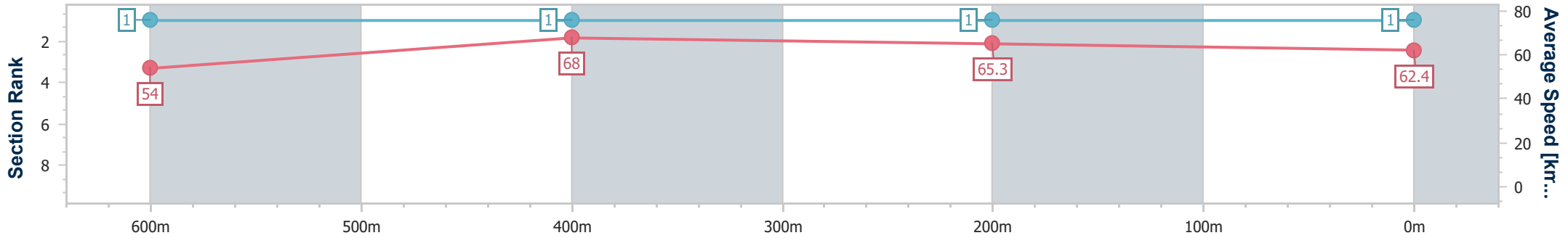


Ipswich QLD Professional
 Race 2: WORKERS UNITED BENCHMARK 65 Handicap - 800m



01 May 2023 - 12:58
 Track Rating: Soft 6, Weather: Fine, Rail Position: True

Section	Overall	600m	400m	200m
Section Times	0:46.42 [1] (0:13.33)	0:33.09 [1] (0:10.54)	0:22.55 [1] (0:10.99)	0:11.56 [1] (0:11.56)
Average Speed [km/h]	54.0	68.0	65.3	62.4
Top Speed [km/h]	68.8	68.9	66.6	65.2
Avg. Dist. to Rail [m]	4.3	1.2	0.6	0.5
Avg. Stride Freq. [Hz]	2.3	2.4	2.4	2.3
Avg. Stride Length [m]	6.4	7.7	7.6	7.4



- [] Ranking at each section and finish
- .-.- No data available at this section
- NA No data available



Horse/Jockey Name	The Rockwell Scale
Final Rank	2
Fastest Section Time (Section)	0:10.49 (600m)
Top Speed [km/h] (Section)	69.8 (600m)
Race State	Finished



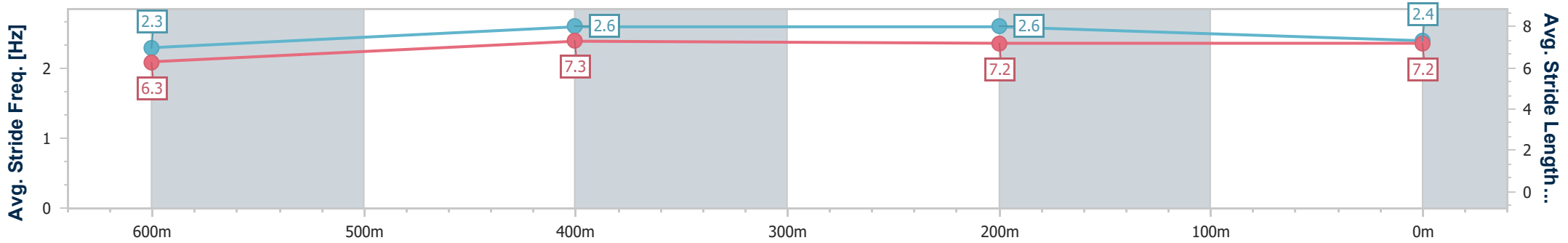
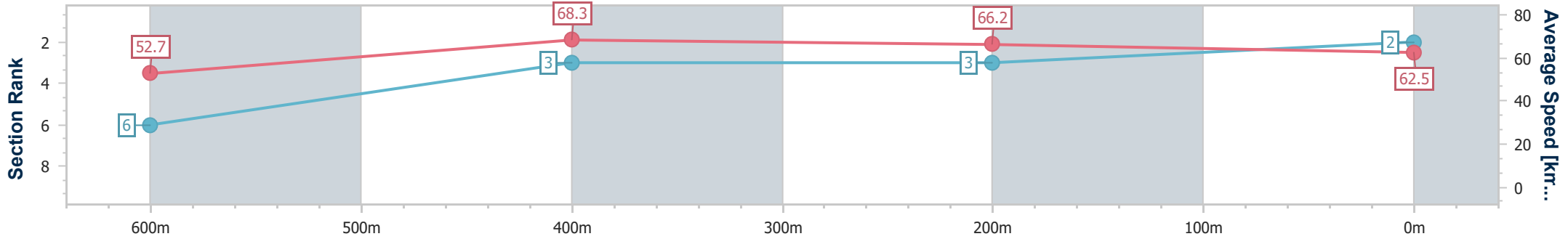
Ipswich QLD Professional
Race 2: WORKERS UNITED BENCHMARK 65 Handicap - 800m



01 May 2023 - 12:58

Track Rating: Soft 6, Weather: Fine, Rail Position: True

Section	Overall	600m	400m	200m
Section Times	0:46.56 [2] (0:13.69)	0:32.87 [6] (0:10.49)	0:22.38 [3] (0:10.88)	0:11.50 [3] (0:11.50)
Average Speed [km/h]	52.7	68.3	66.2	62.5
Top Speed [km/h]	69.5	69.8	67.3	66.2
Avg. Dist. to Rail [m]	2.9	1.3	1.4	1.7
Avg. Stride Freq. [Hz]	2.3	2.6	2.6	2.4
Avg. Stride Length [m]	6.3	7.3	7.2	7.2



- [] Ranking at each section and finish
- .-.- No data available at this section
- NA No data available



Horse/Jockey Name	American Red
Final Rank	3
Fastest Section Time (Section)	0:10.69 (600m)
Top Speed [km/h] (Section)	69.5 (600m)
Race State	Finished

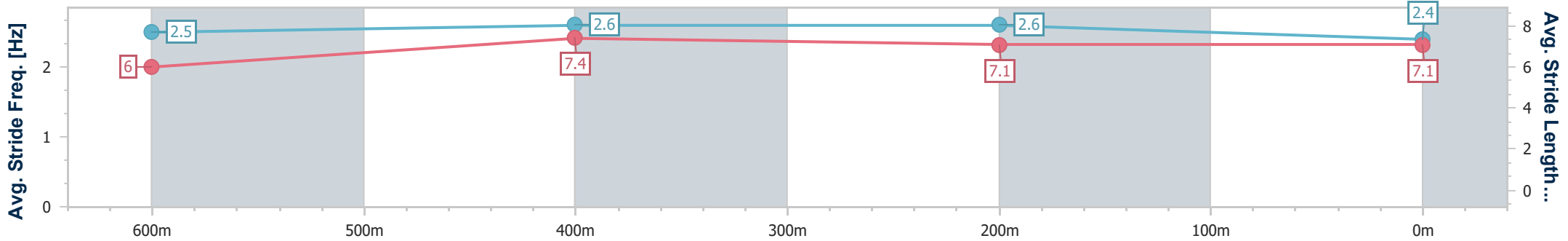
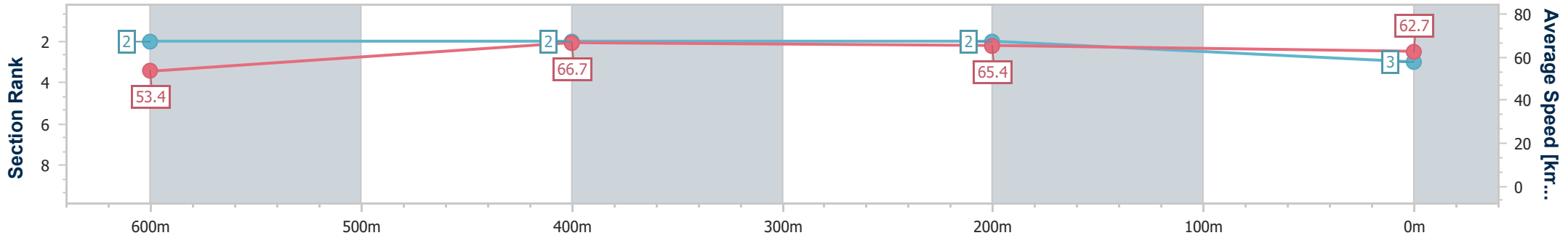


Ipswich QLD Professional
 Race 2: WORKERS UNITED BENCHMARK 65 Handicap - 800m



01 May 2023 - 12:58
 Track Rating: Soft 6, Weather: Fine, Rail Position: True

Section	Overall	600m	400m	200m
Section Times	0:46.62 [3] (0:13.48)	0:33.14 [2] (0:10.69)	0:22.45 [2] (0:10.96)	0:11.49 [2] (0:11.49)
Average Speed [km/h]	53.4	66.7	65.4	62.7
Top Speed [km/h]	69.4	69.5	66.6	66.7
Avg. Dist. to Rail [m]	3.7	1.9	0.9	0.5
Avg. Stride Freq. [Hz]	2.5	2.6	2.6	2.4
Avg. Stride Length [m]	6.0	7.4	7.1	7.1



- [] Ranking at each section and finish
- .-.- No data available at this section
- NA No data available



Horse/Jockey Name	Shinshinto
Final Rank	4
Fastest Section Time (Section)	0:10.58 (600m)
Top Speed [km/h] (Section)	68.8 (600m)
Race State	Finished

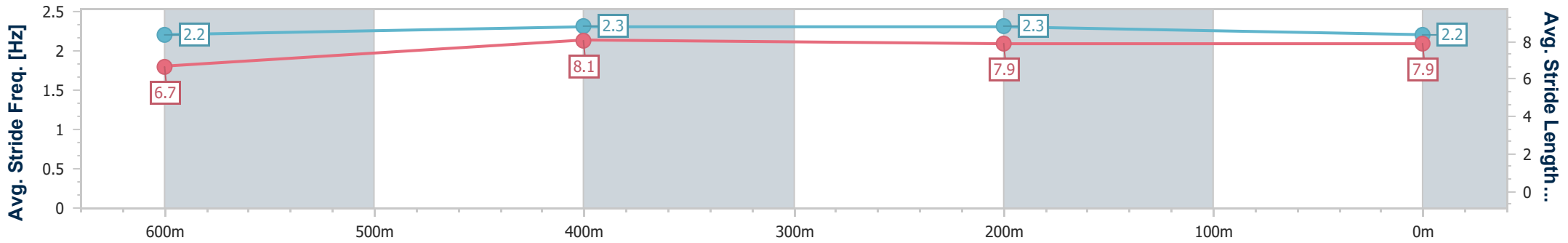
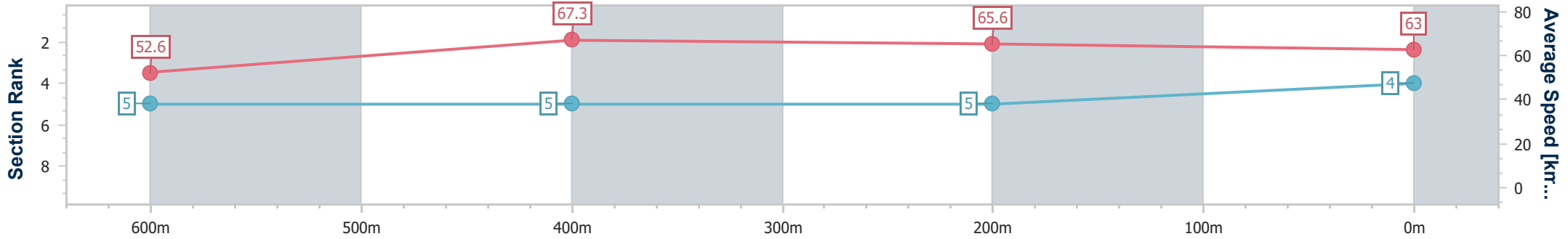


Ipswich QLD Professional
Race 2: WORKERS UNITED BENCHMARK 65 Handicap - 800m



01 May 2023 - 12:58
Track Rating: Soft 6, Weather: Fine, Rail Position: True

Section	Overall	600m	400m	200m
Section Times	0:46.65 [4] (0:13.71)	0:32.94 [5] (0:10.58)	0:22.36 [5] (0:10.92)	0:11.44 [5] (0:11.44)
Average Speed [km/h]	52.6	67.3	65.6	63.0
Top Speed [km/h]	68.4	68.8	66.7	64.7
Avg. Dist. to Rail [m]	1.9	2.3	1.1	1.4
Avg. Stride Freq. [Hz]	2.2	2.3	2.3	2.2
Avg. Stride Length [m]	6.7	8.1	7.9	7.9



- [] Ranking at each section and finish
- .-.- No data available at this section
- NA No data available



Horse/Jockey Name	Artie Pantz
Final Rank	5
Fastest Section Time (Section)	0:10.75 (600m)
Top Speed [km/h] (Section)	68.0 (600m)
Race State	Finished

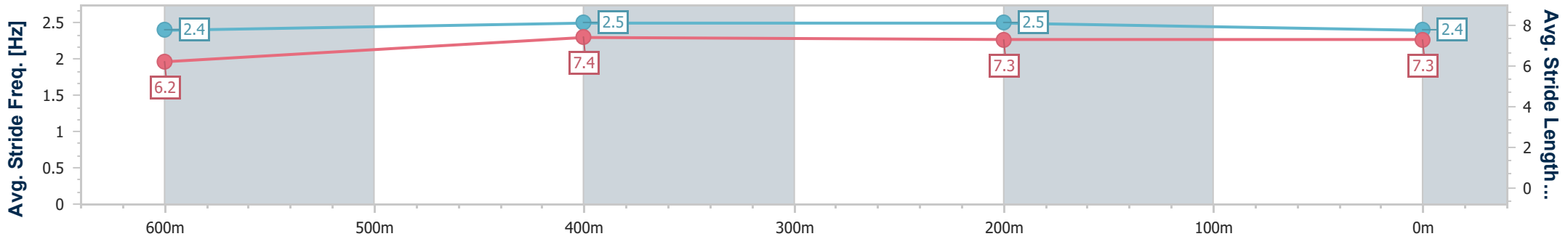
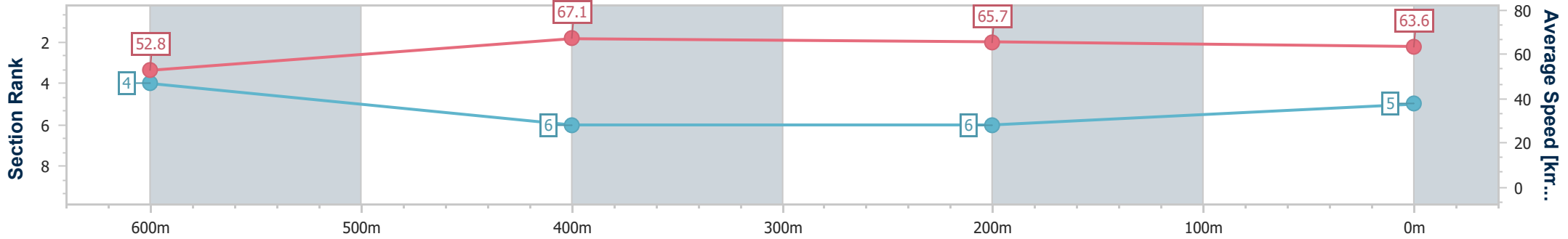


Ipswich QLD Professional
Race 2: WORKERS UNITED BENCHMARK 65 Handicap - 800m



01 May 2023 - 12:58
Track Rating: Soft 6, Weather: Fine, Rail Position: True

Section	Overall	600m	400m	200m
Section Times	0:46.71 [5] (0:13.64)	0:33.07 [4] (0:10.75)	0:22.32 [6] (0:11.00)	0:11.32 [6] (0:11.32)
Average Speed [km/h]	52.8	67.1	65.7	63.6
Top Speed [km/h]	66.8	68.0	67.4	65.5
Avg. Dist. to Rail [m]	6.5	1.3	2.5	4.8
Avg. Stride Freq. [Hz]	2.4	2.5	2.5	2.4
Avg. Stride Length [m]	6.2	7.4	7.3	7.3



- [] Ranking at each section and finish
- .-.- No data available at this section
- NA No data available



Horse/Jockey Name	You Ess Ess Are
Final Rank	6
Fastest Section Time (Section)	0:10.72 (600m)
Top Speed [km/h] (Section)	68.8 (600m)
Race State	Finished

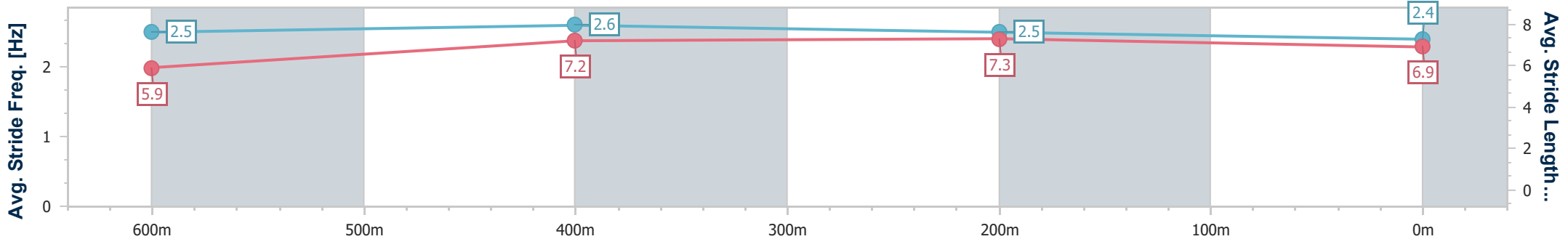
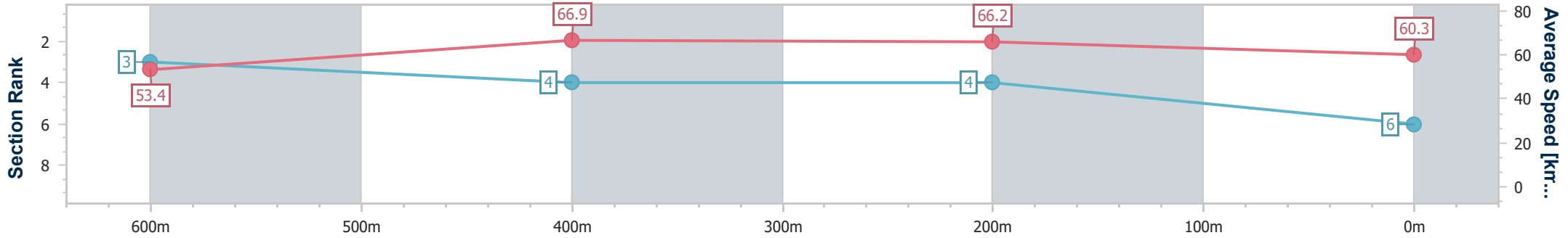


Ipswich QLD Professional
 Race 2: WORKERS UNITED BENCHMARK 65 Handicap - 800m



01 May 2023 - 12:58
 Track Rating: Soft 6, Weather: Fine, Rail Position: True

Section	Overall	600m	400m	200m
Section Times	0:47.02 [6] (0:13.49)	0:33.53 [3] (0:10.72)	0:22.81 [4] (0:10.88)	0:11.93 [4] (0:11.93)
Average Speed [km/h]	53.4	66.9	66.2	60.3
Top Speed [km/h]	67.4	68.8	67.3	65.0
Avg. Dist. to Rail [m]	5.9	1.3	1.4	2.7
Avg. Stride Freq. [Hz]	2.5	2.6	2.5	2.4
Avg. Stride Length [m]	5.9	7.2	7.3	6.9



- [] Ranking at each section and finish
- .-.- No data available at this section
- NA No data available