

Track Rating: Soft 6, Weather: Fine, Rail Position: True

Section										Last 600m		
Field Times		Overall	600m	400m	200m							
		0:46.49 (0:13.54)	0:32.95 (0:10.57)	0:22.38 (0:11.00)	0:11.38 (0:11.38)						0:32.95	
Rank	TAB	Horse/Jockey	Barrier	Top Speed [km/h]	Fastest Section	Overall	600m	400m	200m	Margin	Last 600m	Distance Travelled [m]
1	9	RUSSIAN PINS Georgina Cartwright	5	69.1 600m	0:10.57 600m	0:46.49 [1] (0:13.54)	0:32.95 [2] (0:10.57)	0:22.38 [2] (0:11.00)	0:11.38 [1] (0:11.38)	0:46.49	0:32.95	
2	1	BERAVA James Orman	4	69.8 600m	0:10.61 600m	0:46.77 [2] (0:13.57)	0:33.20 [1] (0:10.61)	0:22.59 [1] (0:11.08)	0:11.51 [2] (0:11.51)	1.5L	0:33.20	-1
3	5	DRAGON CLAWS Alisha Donald	3	69.3 600m	0:10.65 600m	0:46.98 [3] (0:13.85)	0:33.13 [7] (0:10.65)	0:22.48 [5] (0:10.95)	0:11.53 [3] (0:11.53)	2.8L	0:33.13	-1
4	2	FREEWHEELER Jake Bayliss	9	68.9 Overall	0:10.69 600m	0:47.04 [4] (0:13.60)	0:33.44 [4] (0:10.69)	0:22.75 [3] (0:11.10)	0:11.65 [4] (0:11.65)	3L	0:33.44	+0
5	7	TIKITIBOO Casey Waddell	8	68.0 600m	0:10.77 600m	0:47.18 [5] (0:14.14)	0:33.04 [10] (0:10.77)	0:22.27 [10] (0:10.97)	0:11.30 [8] (0:11.30)	3.8L	0:33.04	+2
6	3	PRONTO VINCENTO Tiffani Brooker	1	67.4 600m	0:10.84 600m	0:47.22 [6] (0:13.98)	0:33.24 [9] (0:10.84)	0:22.40 [9] (0:11.01)	0:11.39 [7] (0:11.39)	4L	0:33.24	+0
7	11	DETROIT GIRL Ben Thompson	2	67.1 600m	0:10.87 600m	0:47.23 [7] (0:13.72)	0:33.51 [5] (0:10.87)	0:22.64 [8] (0:11.15)	0:11.49 [6] (0:11.49)	4.1L	0:33.51	-2
8	6	POLYGAL Kenji Yoshida	7	67.8 Overall	0:10.88 600m	0:47.44 [8] (0:13.77)	0:33.67 [6] (0:10.88)	0:22.79 [7] (0:11.25)	0:11.54 [10] (0:11.54)	5.4L	0:33.67	+3
9	8	HONOUR MISSION Morgan Butler	11	68.1 Overall	0:10.78 600m	0:47.47 [9] (0:13.65)	0:33.82 [3] (0:10.78)	0:23.04 [4] (0:11.25)	0:11.79 [5] (0:11.79)	5.5L	0:33.82	+2
10	10	SUPER GYPSY Nozi Tomizawa	6	68.3 600m	0:10.73 600m	0:47.74 [10] (0:13.92)	0:33.82 [8] (0:10.73)	0:23.09 [6] (0:11.21)	0:11.88 [8] (0:11.88)	7L	0:33.82	+2

Scratched: Burlesque Boy (#4)



Horse/Jockey Name	Russian Pins
Final Rank	1
Fastest Section Time (Section)	0:10.57 (600m)
Top Speed [km/h] (Section)	69.1 (600m)
Race State	Finished



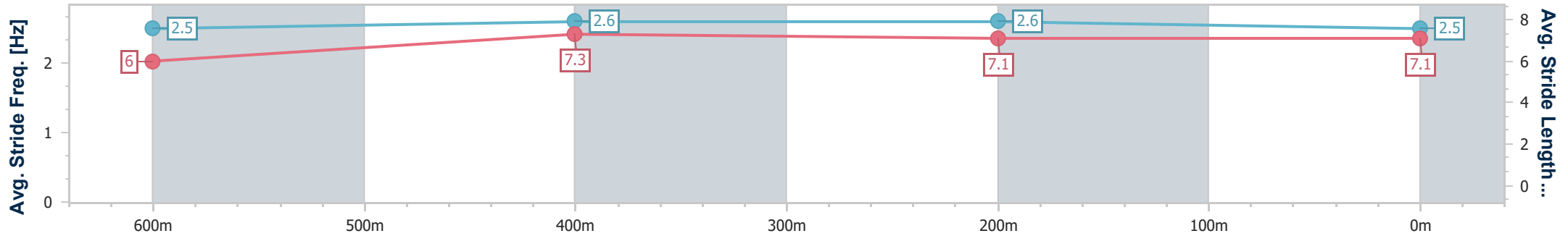
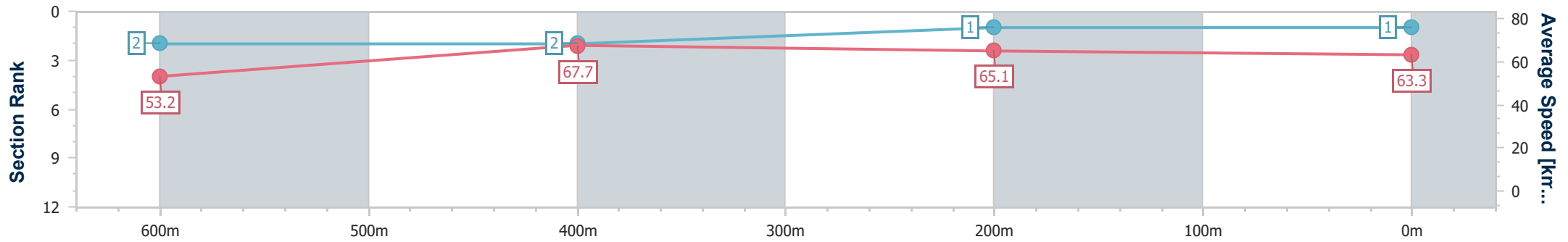
Ipswich QLD Professional
Race 1: BUNDAMBA COMMUNITY STAKES Maiden Plate - 800m



01 May 2023 - 12:24

Track Rating: Soft 6, Weather: Fine, Rail Position: True

Section	Overall	600m	400m	200m
Section Times	0:46.49 [1] (0:13.54)	0:32.95 [2] (0:10.57)	0:22.38 [2] (0:11.00)	0:11.38 [1] (0:11.38)
Average Speed [km/h]	53.2	67.7	65.1	63.3
Top Speed [km/h]	68.7	69.1	65.9	65.3
Avg. Dist. to Rail [m]	6.7	2.0	0.7	0.7
Avg. Stride Freq. [Hz]	2.5	2.6	2.6	2.5
Avg. Stride Length [m]	6.0	7.3	7.1	7.1



- [] Ranking at each section and finish
- .-.- No data available at this section
- NA No data available



Horse/Jockey Name	Berava
Final Rank	2
Fastest Section Time (Section)	0:10.61 (600m)
Top Speed [km/h] (Section)	69.8 (600m)
Race State	Finished



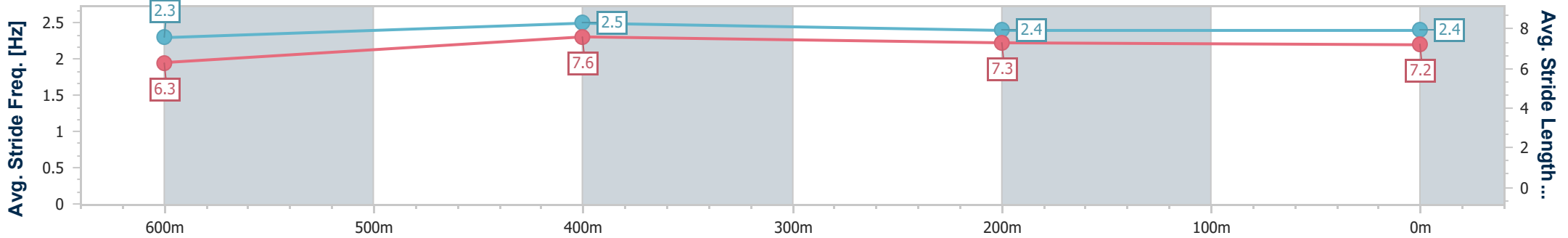
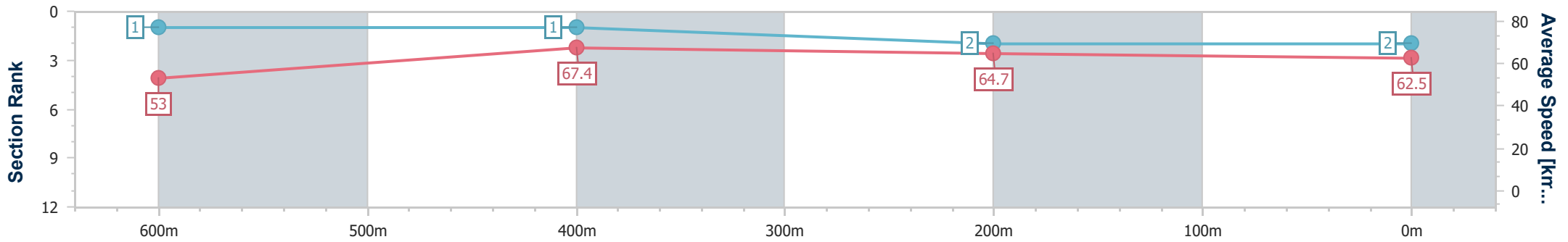
Ipswich QLD Professional
Race 1: BUNDAMBA COMMUNITY STAKES Maiden Plate - 800m



01 May 2023 - 12:24

Track Rating: Soft 6, Weather: Fine, Rail Position: True

Section	Overall	600m	400m	200m
Section Times	0:46.77 [2] (0:13.57)	0:33.20 [1] (0:10.61)	0:22.59 [1] (0:11.08)	0:11.51 [2] (0:11.51)
Average Speed [km/h]	53.0	67.4	64.7	62.5
Top Speed [km/h]	69.6	69.8	67.0	67.1
Avg. Dist. to Rail [m]	4.9	2.3	0.7	0.4
Avg. Stride Freq. [Hz]	2.3	2.5	2.4	2.4
Avg. Stride Length [m]	6.3	7.6	7.3	7.2



- [] Ranking at each section and finish
- .-.- No data available at this section
- NA No data available



Horse/Jockey Name	Dragon Claws
Final Rank	3
Fastest Section Time (Section)	0:10.65 (600m)
Top Speed [km/h] (Section)	69.3 (600m)
Race State	Finished



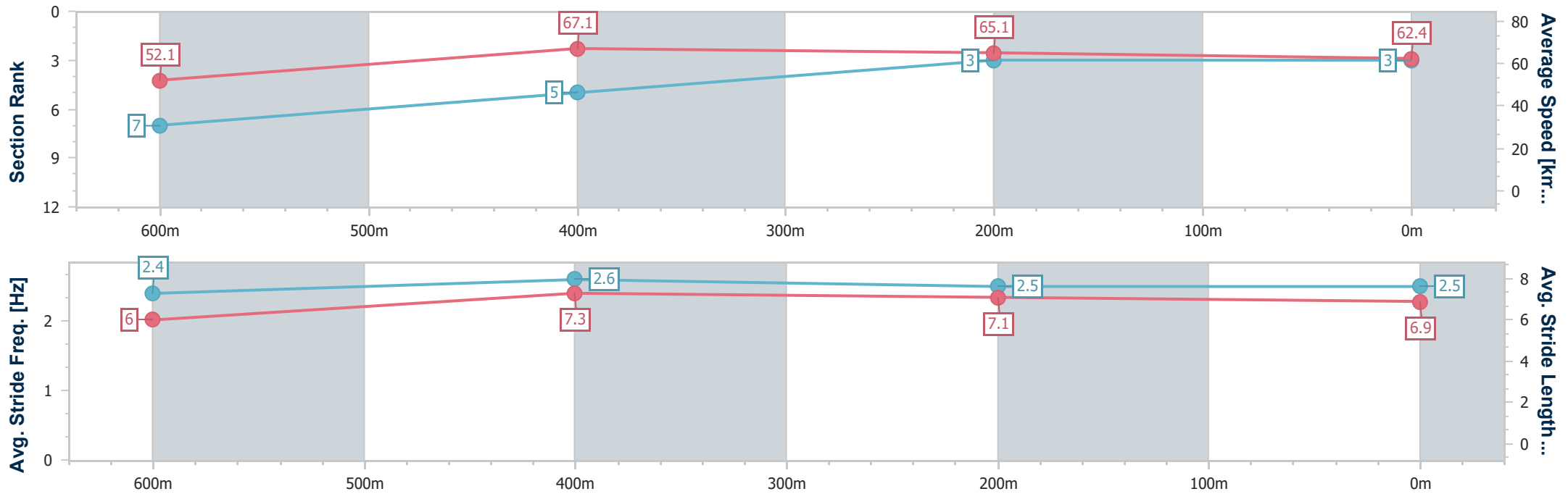
Ipswich QLD Professional
Race 1: BUNDAMBA COMMUNITY STAKES Maiden Plate - 800m



01 May 2023 - 12:24

Track Rating: Soft 6, Weather: Fine, Rail Position: True

Section	Overall	600m	400m	200m
Section Times	0:46.98 [3] (0:13.85)	0:33.13 [7] (0:10.65)	0:22.48 [5] (0:10.95)	0:11.53 [3] (0:11.53)
Average Speed [km/h]	52.1	67.1	65.1	62.4
Top Speed [km/h]	68.8	69.3	65.8	64.6
Avg. Dist. to Rail [m]	5.6	2.2	1.7	2.8
Avg. Stride Freq. [Hz]	2.4	2.6	2.5	2.5
Avg. Stride Length [m]	6.0	7.3	7.1	6.9



- [] Ranking at each section and finish
- .-.- No data available at this section
- NA No data available



Horse/Jockey Name	Freewheeler
Final Rank	4
Fastest Section Time (Section)	0:10.69 (600m)
Top Speed [km/h] (Section)	68.9 (Overall)
Race State	Finished



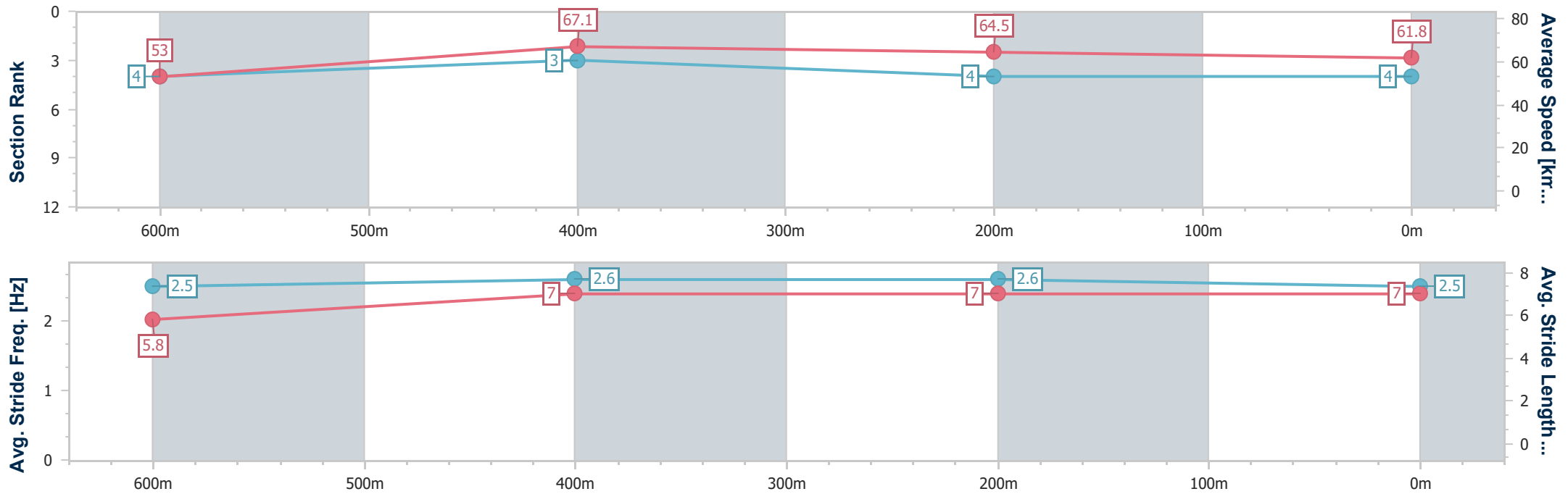
Ipswich QLD Professional
Race 1: BUNDAMBA COMMUNITY STAKES Maiden Plate - 800m



01 May 2023 - 12:24

Track Rating: Soft 6, Weather: Fine, Rail Position: True

Section	Overall	600m	400m	200m
Section Times	0:47.04 [4] (0:13.60)	0:33.44 [4] (0:10.69)	0:22.75 [3] (0:11.10)	0:11.65 [4] (0:11.65)
Average Speed [km/h]	53.0	67.1	64.5	61.8
Top Speed [km/h]	68.9	67.8	66.2	64.2
Avg. Dist. to Rail [m]	9.3	2.2	1.4	2.8
Avg. Stride Freq. [Hz]	2.5	2.6	2.6	2.5
Avg. Stride Length [m]	5.8	7.0	7.0	7.0



- [] Ranking at each section and finish
- .-.- No data available at this section
- NA No data available



Horse/Jockey Name	Tikitiboo
Final Rank	5
Fastest Section Time (Section)	0:10.77 (600m)
Top Speed [km/h] (Section)	68.0 (600m)
Race State	Finished



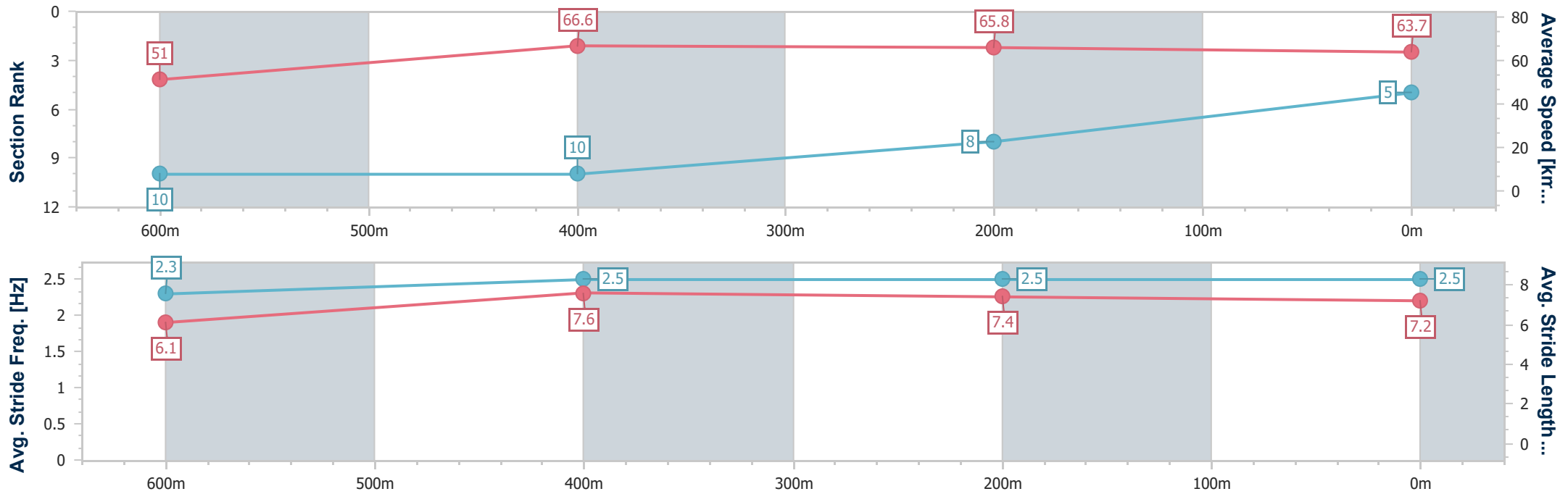
Ipswich QLD Professional
Race 1: BUNDAMBA COMMUNITY STAKES Maiden Plate - 800m



01 May 2023 - 12:24

Track Rating: Soft 6, Weather: Fine, Rail Position: True

Section	Overall	600m	400m	200m
Section Times	0:47.18 [5] (0:14.14)	0:33.04 [10] (0:10.77)	0:22.27 [10] (0:10.97)	0:11.30 [8] (0:11.30)
Average Speed [km/h]	51.0	66.6	65.8	63.7
Top Speed [km/h]	67.0	68.0	66.3	65.9
Avg. Dist. to Rail [m]	7.8	1.4	2.8	9.8
Avg. Stride Freq. [Hz]	2.3	2.5	2.5	2.5
Avg. Stride Length [m]	6.1	7.6	7.4	7.2



- [] Ranking at each section and finish
- .-.- No data available at this section
- NA No data available



Horse/Jockey Name	Pronto Vincenzo
Final Rank	6
Fastest Section Time (Section)	0:10.84 (600m)
Top Speed [km/h] (Section)	67.4 (600m)
Race State	Finished



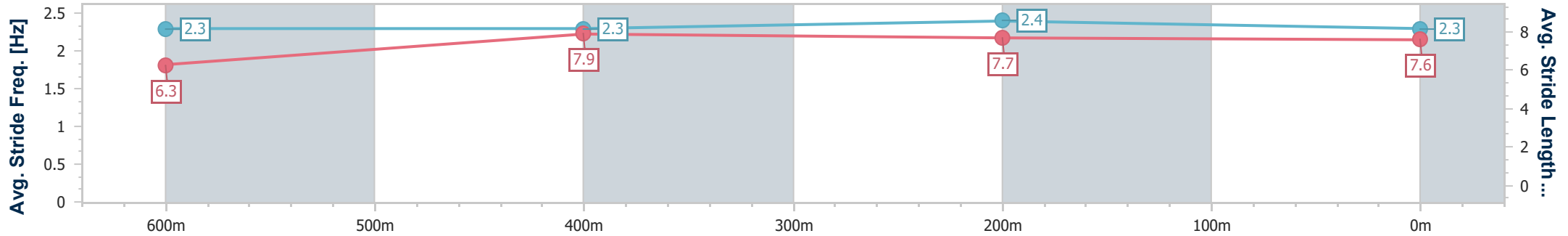
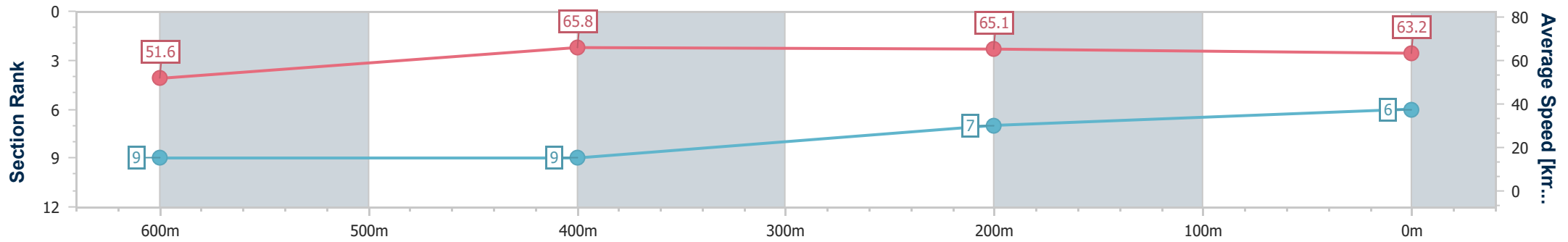
Ipswich QLD Professional
Race 1: BUNDAMBA COMMUNITY STAKES Maiden Plate - 800m



01 May 2023 - 12:24

Track Rating: Soft 6, Weather: Fine, Rail Position: True

Section	Overall	600m	400m	200m
Section Times	0:47.22 [6] (0:13.98)	0:33.24 [9] (0:10.84)	0:22.40 [9] (0:11.01)	0:11.39 [7] (0:11.39)
Average Speed [km/h]	51.6	65.8	65.1	63.2
Top Speed [km/h]	66.5	67.4	65.9	65.6
Avg. Dist. to Rail [m]	1.7	2.2	1.1	3.4
Avg. Stride Freq. [Hz]	2.3	2.3	2.4	2.3
Avg. Stride Length [m]	6.3	7.9	7.7	7.6



- [] Ranking at each section and finish
- .-.- No data available at this section
- NA No data available



Horse/Jockey Name	Detroit Girl
Final Rank	7
Fastest Section Time (Section)	0:10.87 (600m)
Top Speed [km/h] (Section)	67.1 (600m)
Race State	Finished



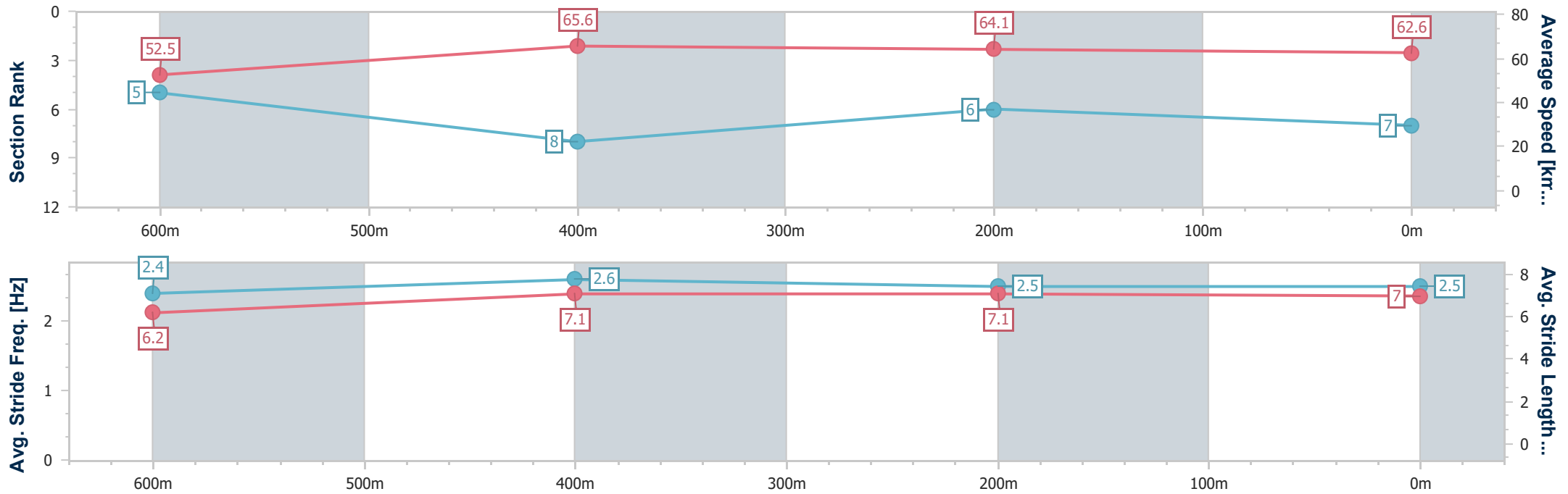
Ipswich QLD Professional
Race 1: BUNDAMBA COMMUNITY STAKES Maiden Plate - 800m



01 May 2023 - 12:24

Track Rating: Soft 6, Weather: Fine, Rail Position: True

Section	Overall	600m	400m	200m
Section Times	0:47.23 [7] (0:13.72)	0:33.51 [5] (0:10.87)	0:22.64 [8] (0:11.15)	0:11.49 [6] (0:11.49)
Average Speed [km/h]	52.5	65.6	64.1	62.6
Top Speed [km/h]	66.1	67.1	64.7	64.8
Avg. Dist. to Rail [m]	3.3	2.2	1.4	1.0
Avg. Stride Freq. [Hz]	2.4	2.6	2.5	2.5
Avg. Stride Length [m]	6.2	7.1	7.1	7.0



- [] Ranking at each section and finish
- .-.- No data available at this section
- NA No data available



Horse/Jockey Name	Polygal
Final Rank	8
Fastest Section Time (Section)	0:10.88 (600m)
Top Speed [km/h] (Section)	67.8 (Overall)
Race State	Finished



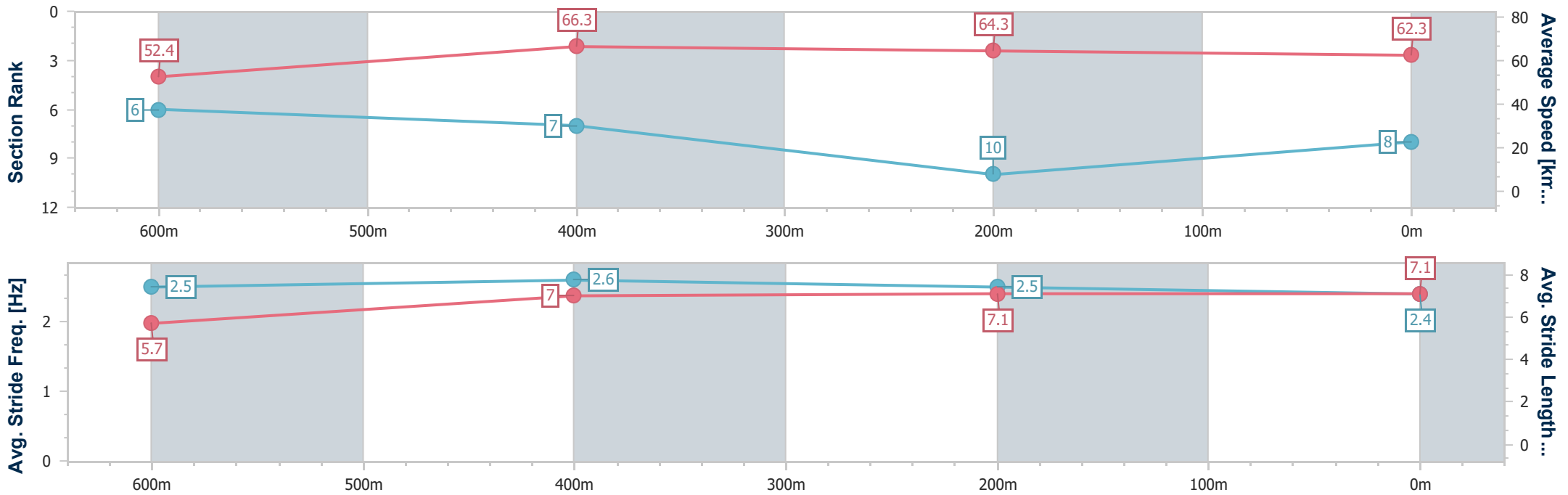
Ipswich QLD Professional
Race 1: BUNDAMBA COMMUNITY STAKES Maiden Plate - 800m



01 May 2023 - 12:24

Track Rating: Soft 6, Weather: Fine, Rail Position: True

Section	Overall	600m	400m	200m
Section Times	0:47.44 [8] (0:13.77)	0:33.67 [6] (0:10.88)	0:22.79 [7] (0:11.25)	0:11.54 [10] (0:11.54)
Average Speed [km/h]	52.4	66.3	64.3	62.3
Top Speed [km/h]	67.8	67.0	65.8	63.9
Avg. Dist. to Rail [m]	8.1	2.2	2.3	7.1
Avg. Stride Freq. [Hz]	2.5	2.6	2.5	2.4
Avg. Stride Length [m]	5.7	7.0	7.1	7.1



- [] Ranking at each section and finish
- .-.- No data available at this section
- NA No data available



Horse/Jockey Name	Honour Mission
Final Rank	9
Fastest Section Time (Section)	0:10.78 (600m)
Top Speed [km/h] (Section)	68.1 (Overall)
Race State	Finished



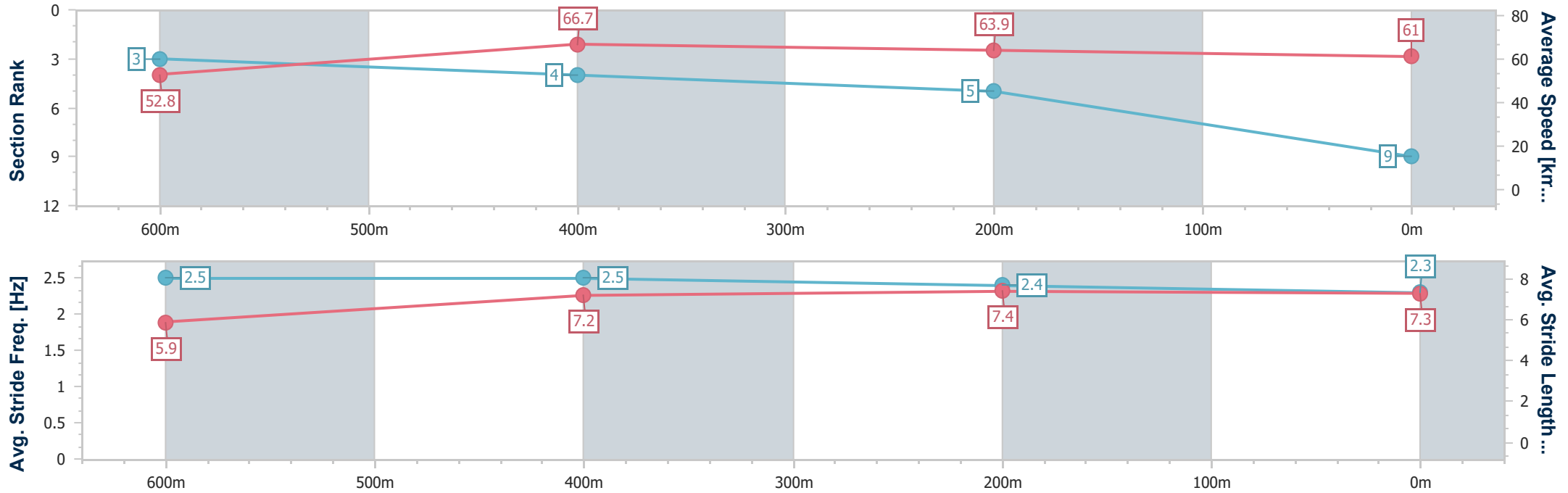
Ipswich QLD Professional
Race 1: BUNDAMBA COMMUNITY STAKES Maiden Plate - 800m



01 May 2023 - 12:24

Track Rating: Soft 6, Weather: Fine, Rail Position: True

Section	Overall	600m	400m	200m
Section Times	0:47.47 [9] (0:13.65)	0:33.82 [3] (0:10.78)	0:23.04 [4] (0:11.25)	0:11.79 [5] (0:11.79)
Average Speed [km/h]	52.8	66.7	63.9	61.0
Top Speed [km/h]	68.1	68.0	65.5	63.3
Avg. Dist. to Rail [m]	11.7	2.5	0.8	4.0
Avg. Stride Freq. [Hz]	2.5	2.5	2.4	2.3
Avg. Stride Length [m]	5.9	7.2	7.4	7.3



- [] Ranking at each section and finish
- .-.- No data available at this section
- NA No data available



Horse/Jockey Name	Super Gypsy
Final Rank	10
Fastest Section Time (Section)	0:10.73 (600m)
Top Speed [km/h] (Section)	68.3 (600m)
Race State	Finished



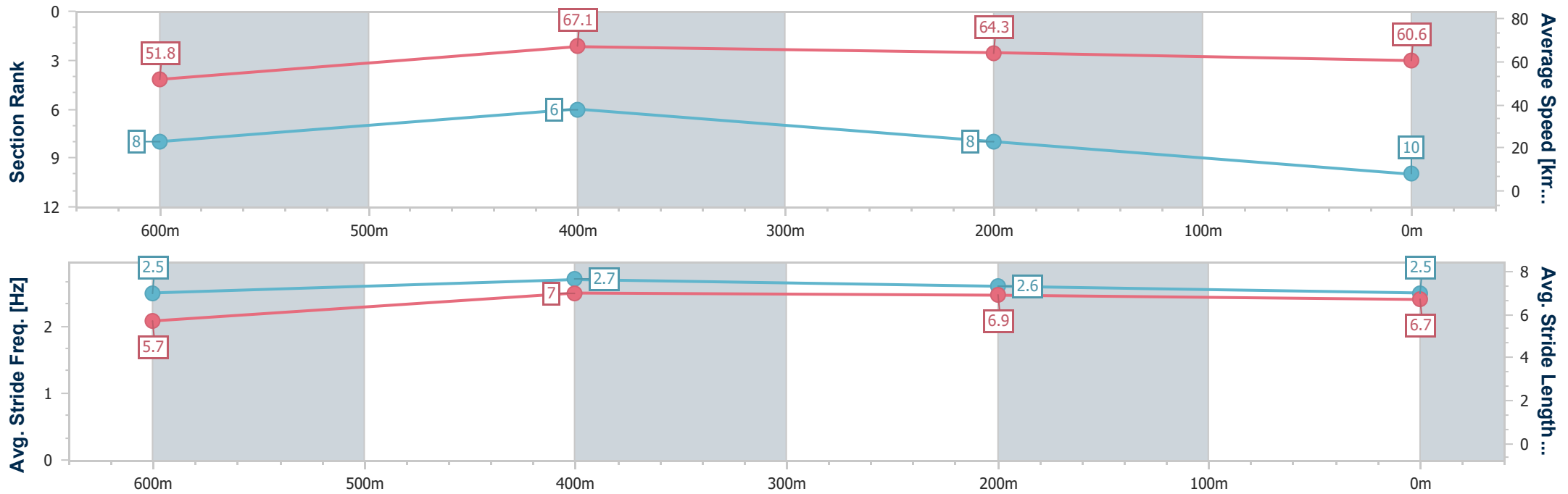
Ipswich QLD Professional
Race 1: BUNDAMBA COMMUNITY STAKES Maiden Plate - 800m



01 May 2023 - 12:24

Track Rating: Soft 6, Weather: Fine, Rail Position: True

Section	Overall	600m	400m	200m
Section Times	0:47.74 [10] (0:13.92)	0:33.82 [8] (0:10.73)	0:23.09 [6] (0:11.21)	0:11.88 [8] (0:11.88)
Average Speed [km/h]	51.8	67.1	64.3	60.6
Top Speed [km/h]	67.8	68.3	66.4	63.8
Avg. Dist. to Rail [m]	7.6	1.9	2.1	7.1
Avg. Stride Freq. [Hz]	2.5	2.7	2.6	2.5
Avg. Stride Length [m]	5.7	7.0	6.9	6.7



- [] Ranking at each section and finish
- .-.- No data available at this section
- NA No data available