



**Toowoomba QLD Professional**  
**Race 4: RDO EQUIPMENT JOHN DEERE RATINGS BAND 0 - 58 Handicap**  
**- 1625m**  
**29 April 2023 - 18:30**



Track Rating: Good 4, Weather: Overcast, Rail Position: +2m Entire

Section														
Field Times														
	Overall	1400m	1200m	1000m	800m	600m	400m	Last 600m						
	1:40.26 (0:14.91)	1:25.35 (0:11.26)	1:14.09 (0:12.02)	1:02.07 (0:12.71)	0:49.36 (0:12.67)	0:36.69 (0:12.41)	0:24.28 (0:12.28)	0:36.69						
Rank	TAB	Horse/Jockey	Barrier	Top Speed [km/h]	Fastest Section									Distance Travelled [m]
1	1	<b>IRONSIDE</b> Jake Molloy	7	64.7 1400m	0:11.68 200m	1:40.26 [1] (0:15.42)	1:24.84 [7] (0:11.76)	1:13.08 [7] (0:11.93)	1:01.15 [7] (0:12.74)	0:48.41 [7] (0:12.61)	0:35.80 [7] (0:12.14)	0:23.66 [6] (0:11.98)	0:35.80	
2	3	<b>UNCOMMON VALOUR</b> Micheal Hellyer	8	64.7 1400m	0:11.58 1400m	1:40.26 [2] (0:15.27)	1:24.99 [4] (0:11.58)	1:13.41 [5] (0:11.99)	1:01.42 [5] (0:12.77)	0:48.65 [5] (0:12.64)	0:36.01 [6] (0:12.10)	0:23.91 [5] (0:11.99)	0:36.01	-9
3	4	<b>ROMAN DAGGER</b> Les Tilley	9	64.2 1400m	0:11.72 200m	1:40.36 [3] (0:15.62)	1:24.74 [10] (0:11.75)	1:12.99 [9] (0:12.04)	1:00.95 [9] (0:12.61)	0:48.34 [8] (0:12.67)	0:35.67 [9] (0:12.10)	0:23.57 [9] (0:11.85)	0:35.67	+1
4	6	<b>MISHANI CHOICE</b> Kenji Yoshida	6	66.5 Overall	0:11.38 1400m	1:40.76 [4] (0:15.21)	1:25.55 [3] (0:11.38)	1:14.17 [3] (0:11.98)	1:02.19 [2] (0:12.79)	0:49.40 [3] (0:12.64)	0:36.76 [3] (0:12.19)	0:24.57 [2] (0:12.17)	0:36.76	-5
5	10	<b>EVRYNOW'N'THEN</b> Karl Zechner	12	63.5 Overall	0:11.82 200m	1:40.79 [5] (0:15.53)	1:25.26 [9] (0:12.00)	1:13.26 [10] (0:12.07)	1:01.19 [10] (0:12.57)	0:48.62 [10] (0:12.67)	0:35.95 [10] (0:12.10)	0:23.85 [10] (0:12.03)	0:35.95	+1
6	2	<b>ROUND OF APPLAUSE</b> Justin Stanley	11	67.4 Overall	0:11.26 1400m	1:40.91 [6] (0:14.91)	1:26.00 [1] (0:11.26)	1:14.74 [1] (0:12.02)	1:02.72 [1] (0:12.71)	0:50.01 [1] (0:12.67)	0:37.34 [1] (0:12.41)	0:24.93 [1] (0:12.28)	0:37.34	-9
7	11	<b>EAST ESPLANADE</b> Alisha Donald	3	66.1 Overall	0:11.21 1400m	1:40.98 [7] (0:15.41)	1:25.57 [6] (0:11.21)	1:14.36 [4] (0:12.11)	1:02.25 [4] (0:12.71)	0:49.54 [4] (0:12.54)	0:37.00 [4] (0:12.49)	0:24.51 [4] (0:12.17)	0:37.00	-18
8	8	<b>DISTANT SECRET</b> Nozi Tomizawa	2	65.1 Overall	0:11.52 1400m	1:41.36 [8] (0:15.40)	1:25.96 [5] (0:11.52)	1:14.44 [6] (0:12.14)	1:02.30 [6] (0:12.72)	0:49.58 [6] (0:12.45)	0:37.13 [5] (0:12.38)	0:24.75 [7] (0:12.31)	0:37.13	-10
9	12	<b>BELLICOSE</b> Luke Tarrant	4	64.7 Overall	0:11.77 1400m	1:41.73 [9] (0:15.52)	1:26.21 [8] (0:11.77)	1:14.44 [8] (0:12.04)	1:02.40 [8] (0:12.77)	0:49.63 [9] (0:12.48)	0:37.15 [8] (0:12.22)	0:24.93 [8] (0:12.48)	0:37.15	-12
10	9	<b>JOYBELLS</b> Montanna Savva	10	65.6 Overall	0:11.43 1400m	1:44.94 [10] (0:15.00)	1:29.94 [2] (0:11.43)	1:18.51 [2] (0:12.10)	1:06.41 [3] (0:12.63)	0:53.78 [2] (0:12.61)	0:41.17 [2] (0:12.67)	0:28.50 [3] (0:13.15)	0:41.17	-12

Scratched: Decor Deels (#5), Kneze (#13), Witch Day (#7)



**Toowoomba QLD Professional**  
**Race 4: RDO EQUIPMENT JOHN DEERE RATINGS BAND 0 - 58 Handicap**  
**- 1625m**  
**29 April 2023 - 18:30**



Track Rating: Good 4, Weather: Overcast, Rail Position: +2m Entire

Section				200m				Last 600m	
Field Times				0:12.00 (0:12.00)				0:36.69	
Rank	TAB	Horse/Jockey	Barrier	Top Speed [km/h]	Fastest Section	Margin			Distance Travelled [m]
1	1	<b>IRONSIDE</b> Jake Molloy	7	64.7 1400m	0:11.68 200m	0:11.68 [4] (0:11.68)	1:40.26		0:35.80
2	3	<b>UNCOMMON VALOUR</b> Micheal Hellyer	8	64.7 1400m	0:11.58 1400m	0:11.92 [3] (0:11.92)	0.1L		0:36.01 -9
3	4	<b>ROMAN DAGGER</b> Les Tilley	9	64.2 1400m	0:11.72 200m	0:11.72 [6] (0:11.72)	0.6L		0:35.67 +1
4	6	<b>MISHANI CHOICE</b> Kenji Yoshida	6	66.5 Overall	0:11.38 1400m	0:12.40 [1] (0:12.40)	2.9L		0:36.76 -5
5	10	<b>EVRYNOW'N'THEN</b> Karl Zechner	12	63.5 Overall	0:11.82 200m	0:11.82 [8] (0:11.82)	3.1L		0:35.95 +1
6	2	<b>ROUND OF APPLAUSE</b> Justin Stanley	11	67.4 Overall	0:11.26 1400m	0:12.65 [2] (0:12.65)	3.6L		0:37.34 -9
7	11	<b>EAST ESPLANADE</b> Alisha Donald	3	66.1 Overall	0:11.21 1400m	0:12.34 [5] (0:12.34)	4L		0:37.00 -18
8	8	<b>DISTANT SECRET</b> Nozi Tomizawa	2	65.1 Overall	0:11.52 1400m	0:12.44 [7] (0:12.44)	6L		0:37.13 -10
9	12	<b>BELLICOSE</b> Luke Tarrant	4	64.7 Overall	0:11.77 1400m	0:12.45 [9] (0:12.45)	8L		0:37.15 -12
10	9	<b>JOYBELLS</b> Montanna Savva	10	65.6 Overall	0:11.43 1400m	0:15.35 [10] (0:15.35)	26.8L		0:41.17 -12

Scratched: Decor Deels (#5), Kneze (#13), Witch Day (#7)

Report Created: Sat 29 April 2023 18:48 GMT+10 (Note: Timing is based on position data)

Page 2/12

[ ] Ranking at each section and finish  
 -:-:- No data available at this section  
 NA No data available

SCN Saddle cloth number  
 DNF Did not finish  
 DNT Did not track

data processed by TRIPLESDATA



Horse/Jockey Name	Ironside
Final Rank	1
Fastest Section Time (Section)	0:11.68 (200m)
Top Speed [km/h] (Section)	64.7 (1400m)
Race State	Finished

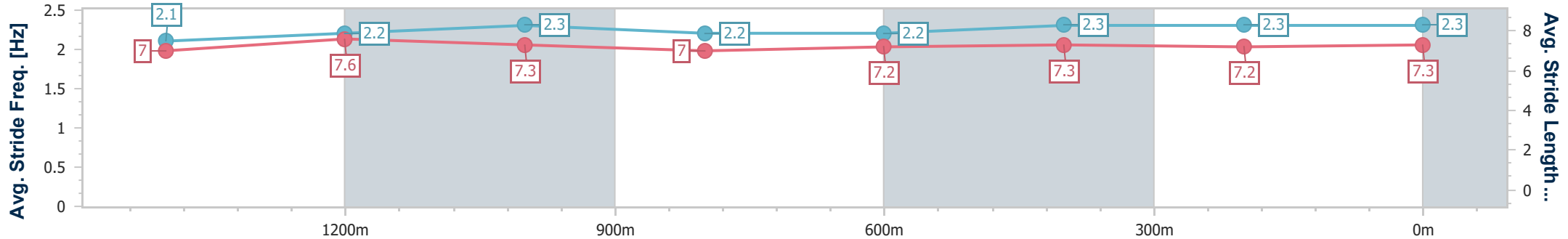
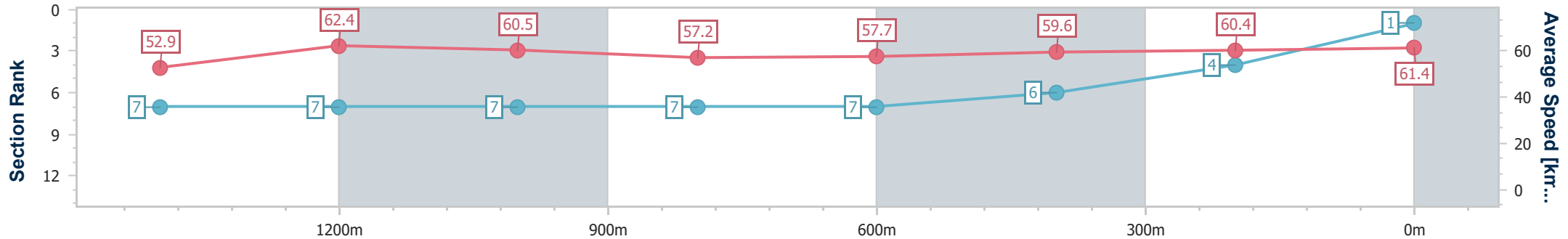


Toowoomba QLD Professional  
 Race 4: RDO EQUIPMENT JOHN DEERE RATINGS BAND 0 - 58  
 Handicap - 1625m  
 29 April 2023 - 18:30



Track Rating: Good 4, Weather: Overcast, Rail Position: +2m Entire

Section	Overall	1400m	1200m	1000m	800m	600m	400m	200m
Section Times	1:40.26 [1] (0:15.42)	1:24.84 [7] (0:11.76)	1:13.08 [7] (0:11.93)	1:01.15 [7] (0:12.74)	0:48.41 [7] (0:12.61)	0:35.80 [7] (0:12.14)	0:23.66 [6] (0:11.98)	0:11.68 [4] (0:11.68)
Average Speed [km/h]	52.9	62.4	60.5	57.2	57.7	59.6	60.4	61.4
Top Speed [km/h]	64.4	64.7	63.1	58.6	60.6	60.8	61.3	62.6
Avg. Dist. to Rail [m]	5.7	3.2	2.8	3.0	2.6	1.0	1.6	2.4
Avg. Stride Freq. [Hz]	2.1	2.2	2.3	2.2	2.2	2.3	2.3	2.3
Avg. Stride Length [m]	7.0	7.6	7.3	7.0	7.2	7.3	7.2	7.3



- [ ] Ranking at each section and finish
- .-.- No data available at this section
- NA No data available



Horse/Jockey Name	Uncommon Valour
Final Rank	2
Fastest Section Time (Section)	0:11.58 (1400m)
Top Speed [km/h] (Section)	64.7 (1400m)
Race State	Finished

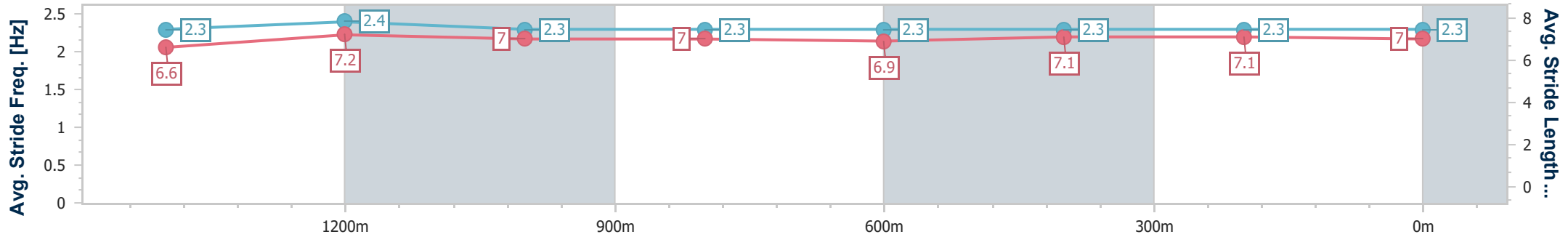
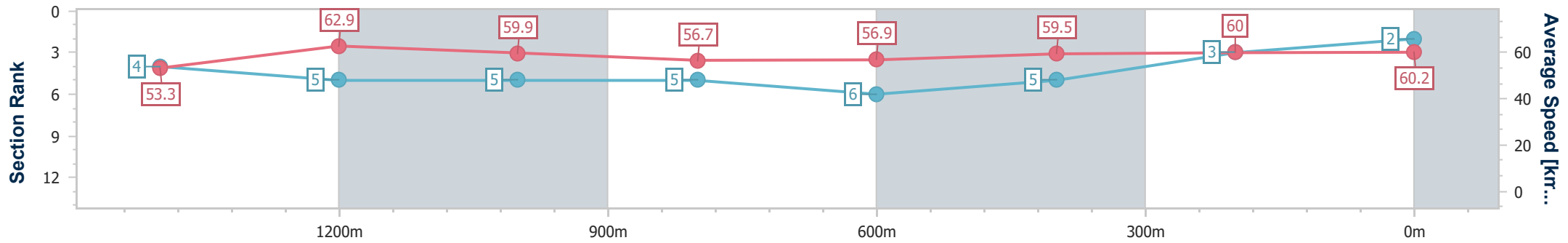


Toowoomba QLD Professional  
 Race 4: RDO EQUIPMENT JOHN DEERE RATINGS BAND 0 - 58  
 Handicap - 1625m  
 29 April 2023 - 18:30



Track Rating: Good 4, Weather: Overcast, Rail Position: +2m Entire

Section	Overall	1400m	1200m	1000m	800m	600m	400m	200m
Section Times	1:40.26 [2] (0:15.27)	1:24.99 [4] (0:11.58)	1:13.41 [5] (0:11.99)	1:01.42 [5] (0:12.77)	0:48.65 [5] (0:12.64)	0:36.01 [6] (0:12.10)	0:23.91 [5] (0:11.99)	0:11.92 [3] (0:11.92)
Average Speed [km/h]	53.3	62.9	59.9	56.7	56.9	59.5	60.0	60.2
Top Speed [km/h]	64.7	64.7	61.0	58.6	59.1	60.7	60.8	61.4
Avg. Dist. to Rail [m]	3.5	2.2	1.9	0.8	0.5	0.3	0.9	2.3
Avg. Stride Freq. [Hz]	2.3	2.4	2.3	2.3	2.3	2.3	2.3	2.3
Avg. Stride Length [m]	6.6	7.2	7.0	7.0	6.9	7.1	7.1	7.0



- [ ] Ranking at each section and finish
- .-.- No data available at this section
- NA No data available



Horse/Jockey Name	Roman Dagger
Final Rank	3
Fastest Section Time (Section)	0:11.72 (200m)
Top Speed [km/h] (Section)	64.2 (1400m)
Race State	Finished

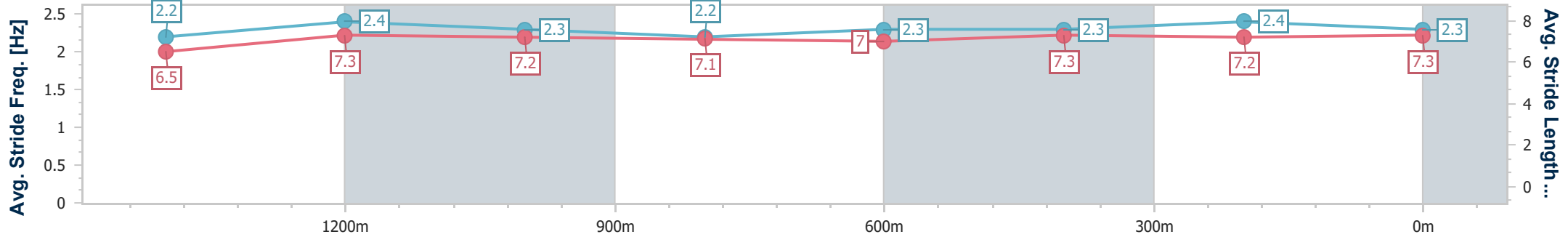
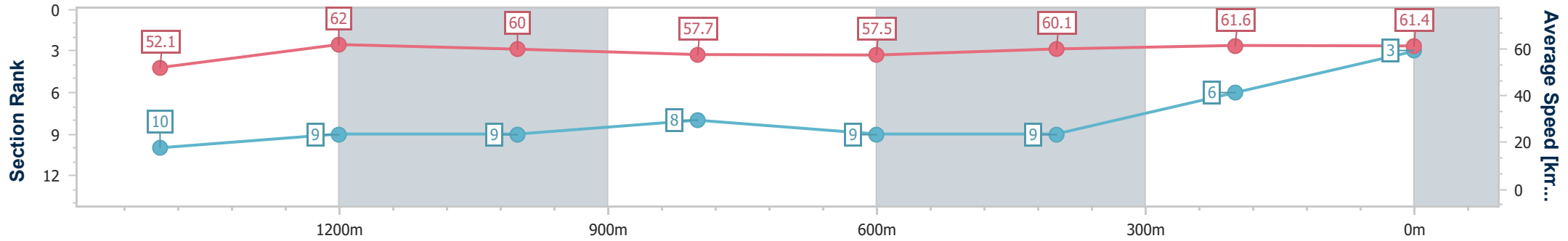


Toowoomba QLD Professional  
 Race 4: RDO EQUIPMENT JOHN DEERE RATINGS BAND 0 - 58  
 Handicap - 1625m  
 29 April 2023 - 18:30



Track Rating: Good 4, Weather: Overcast, Rail Position: +2m Entire

Section	Overall	1400m	1200m	1000m	800m	600m	400m	200m
Section Times	1:40.36 [3] (0:15.62)	1:24.74 [10] (0:11.75)	1:12.99 [9] (0:12.04)	1:00.95 [9] (0:12.61)	0:48.34 [8] (0:12.67)	0:35.67 [9] (0:12.10)	0:23.57 [9] (0:11.85)	0:11.72 [6] (0:11.72)
Average Speed [km/h]	52.1	62.0	60.0	57.7	57.5	60.1	61.6	61.4
Top Speed [km/h]	63.9	64.2	61.7	59.5	59.8	61.8	62.5	62.2
Avg. Dist. to Rail [m]	3.9	2.2	3.0	2.9	3.1	2.1	3.5	5.0
Avg. Stride Freq. [Hz]	2.2	2.4	2.3	2.2	2.3	2.3	2.4	2.3
Avg. Stride Length [m]	6.5	7.3	7.2	7.1	7.0	7.3	7.2	7.3



- [ ] Ranking at each section and finish
- .-.- No data available at this section
- NA No data available



Horse/Jockey Name	Mishani Choice
Final Rank	4
Fastest Section Time (Section)	0:11.38 (1400m)
Top Speed [km/h] (Section)	66.5 (Overall)
Race State	Finished

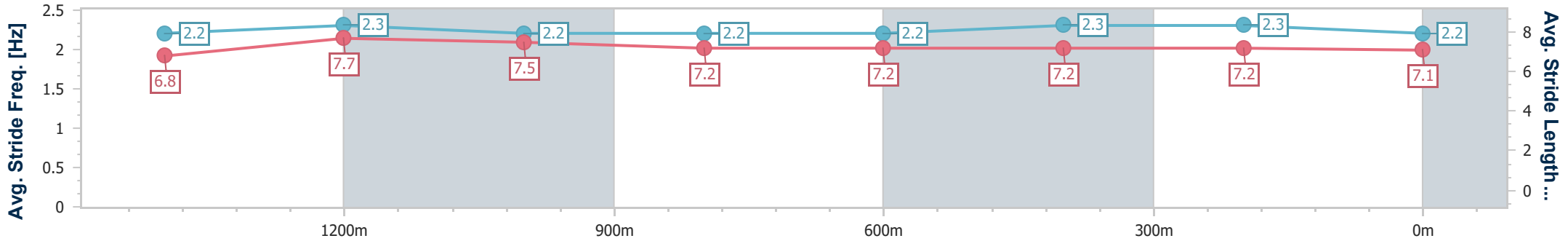
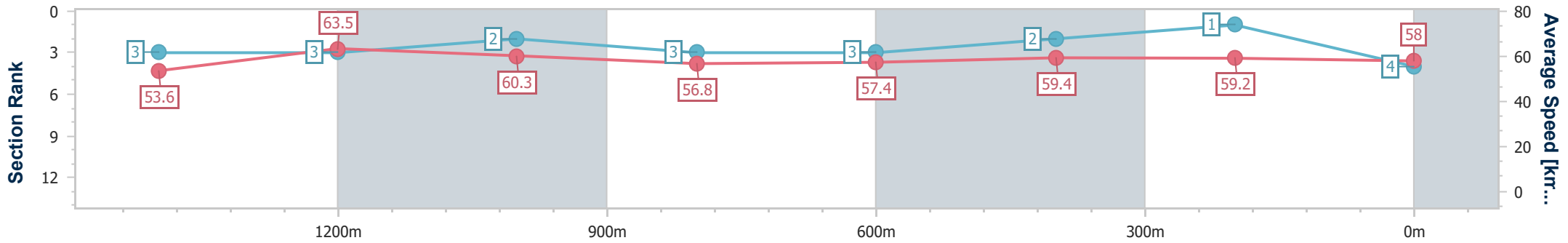


Toowoomba QLD Professional  
 Race 4: RDO EQUIPMENT JOHN DEERE RATINGS BAND 0 - 58  
 Handicap - 1625m  
 29 April 2023 - 18:30



Track Rating: Good 4, Weather: Overcast, Rail Position: +2m Entire

Section	Overall	1400m	1200m	1000m	800m	600m	400m	200m
Section Times	1:40.76 [4] (0:15.21)	1:25.55 [3] (0:11.38)	1:14.17 [3] (0:11.98)	1:02.19 [2] (0:12.79)	0:49.40 [3] (0:12.64)	0:36.76 [3] (0:12.19)	0:24.57 [2] (0:12.17)	0:12.40 [1] (0:12.40)
Average Speed [km/h]	53.6	63.5	60.3	56.8	57.4	59.4	59.2	58.0
Top Speed [km/h]	66.5	65.9	62.0	59.3	59.6	60.1	59.9	59.1
Avg. Dist. to Rail [m]	3.3	0.9	2.2	2.4	2.4	1.2	0.6	0.2
Avg. Stride Freq. [Hz]	2.2	2.3	2.2	2.2	2.2	2.3	2.3	2.2
Avg. Stride Length [m]	6.8	7.7	7.5	7.2	7.2	7.2	7.2	7.1



- [ ] Ranking at each section and finish
- .-.- No data available at this section
- NA No data available



Horse/Jockey Name	Evrynow'n'then
Final Rank	5
Fastest Section Time (Section)	0:11.82 (200m)
Top Speed [km/h] (Section)	63.5 (Overall)
Race State	Finished

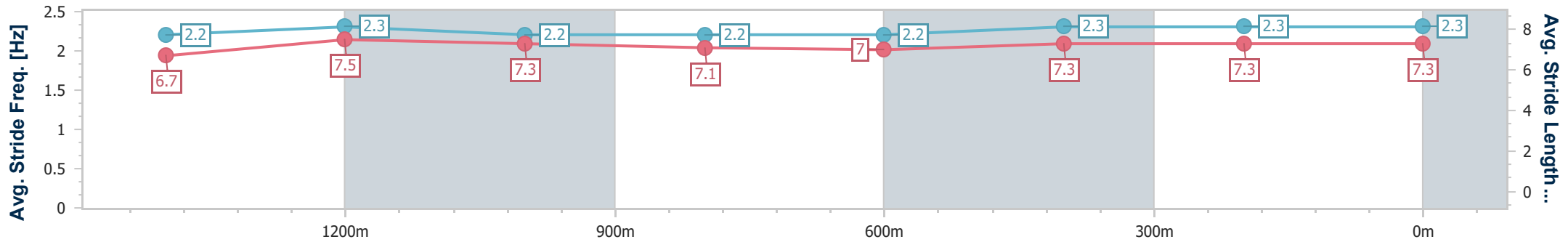
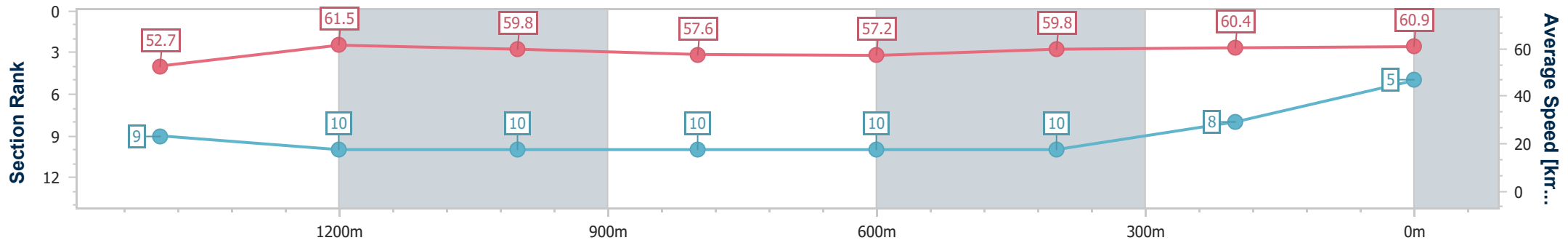


Toowoomba QLD Professional  
 Race 4: RDO EQUIPMENT JOHN DEERE RATINGS BAND 0 - 58  
 Handicap - 1625m  
 29 April 2023 - 18:30



Track Rating: Good 4, Weather: Overcast, Rail Position: +2m Entire

Section	Overall	1400m	1200m	1000m	800m	600m	400m	200m
Section Times	1:40.79 [5] (0:15.53)	1:25.26 [9] (0:12.00)	1:13.26 [10] (0:12.07)	1:01.19 [10] (0:12.57)	0:48.62 [10] (0:12.67)	0:35.95 [10] (0:12.10)	0:23.85 [10] (0:12.03)	0:11.82 [8] (0:11.82)
Average Speed [km/h]	52.7	61.5	59.8	57.6	57.2	59.8	60.4	60.9
Top Speed [km/h]	63.5	63.4	60.8	60.3	60.9	61.8	61.2	62.0
Avg. Dist. to Rail [m]	7.2	4.4	3.0	1.0	2.0	1.0	3.1	5.1
Avg. Stride Freq. [Hz]	2.2	2.3	2.2	2.2	2.2	2.3	2.3	2.3
Avg. Stride Length [m]	6.7	7.5	7.3	7.1	7.0	7.3	7.3	7.3



- [ ] Ranking at each section and finish
- .-.- No data available at this section
- NA No data available



Horse/Jockey Name	Round of Applause
Final Rank	6
Fastest Section Time (Section)	0:11.26 (1400m)
Top Speed [km/h] (Section)	67.4 (Overall)
Race State	Finished

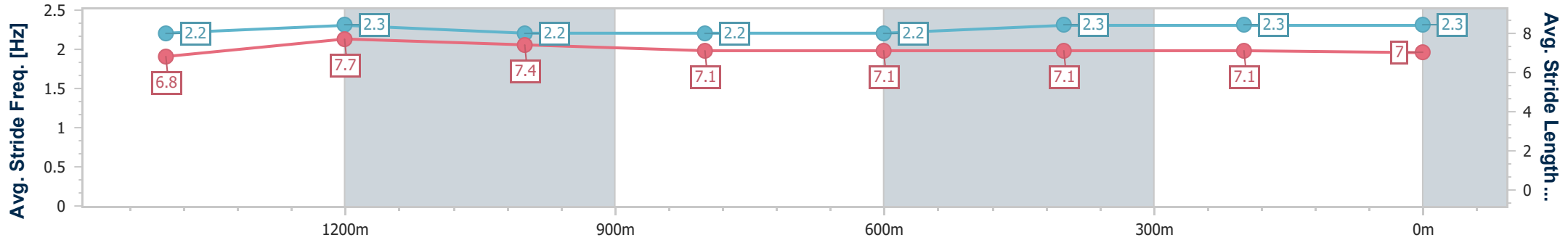
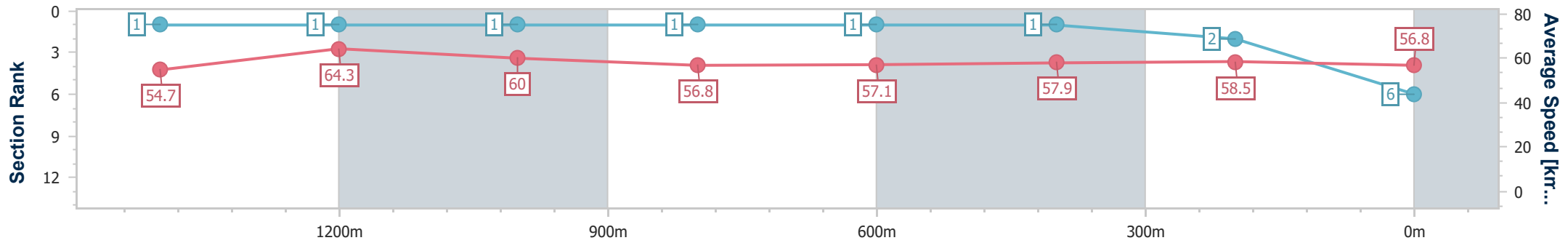


Toowoomba QLD Professional  
 Race 4: RDO EQUIPMENT JOHN DEERE RATINGS BAND 0 - 58  
 Handicap - 1625m  
 29 April 2023 - 18:30



Track Rating: Good 4, Weather: Overcast, Rail Position: +2m Entire

Section	Overall	1400m	1200m	1000m	800m	600m	400m	200m
Section Times	1:40.91 [6] (0:14.91)	1:26.00 [1] (0:11.26)	1:14.74 [1] (0:12.02)	1:02.72 [1] (0:12.71)	0:50.01 [1] (0:12.67)	0:37.34 [1] (0:12.41)	0:24.93 [1] (0:12.28)	0:12.65 [2] (0:12.65)
Average Speed [km/h]	54.7	64.3	60.0	56.8	57.1	57.9	58.5	56.8
Top Speed [km/h]	67.4	67.0	61.5	57.6	57.9	58.9	59.1	58.3
Avg. Dist. to Rail [m]	5.1	1.2	0.8	0.5	1.6	0.6	0.9	2.4
Avg. Stride Freq. [Hz]	2.2	2.3	2.2	2.2	2.2	2.3	2.3	2.3
Avg. Stride Length [m]	6.8	7.7	7.4	7.1	7.1	7.1	7.1	7.0



- [ ] Ranking at each section and finish
- .-.- No data available at this section
- NA No data available





Horse/Jockey Name	East Esplanade
Final Rank	7
Fastest Section Time (Section)	0:11.21 (1400m)
Top Speed [km/h] (Section)	66.1 (Overall)
Race State	Finished

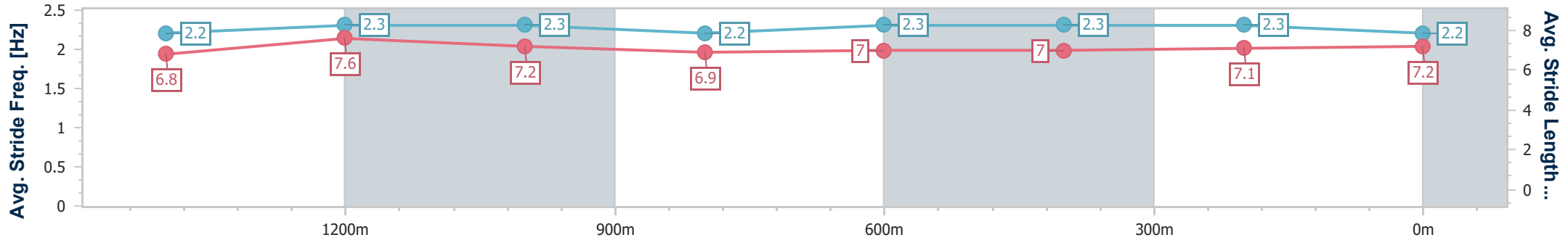
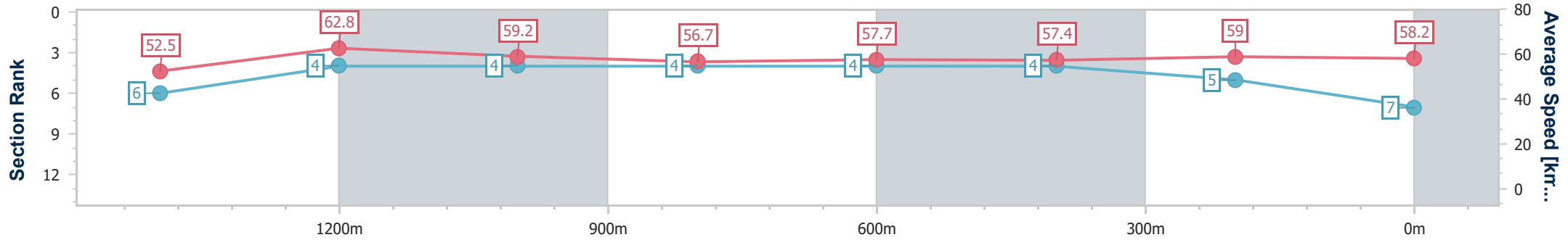


Toowoomba QLD Professional  
 Race 4: RDO EQUIPMENT JOHN DEERE RATINGS BAND 0 - 58  
 Handicap - 1625m  
 29 April 2023 - 18:30



Track Rating: Good 4, Weather: Overcast, Rail Position: +2m Entire

Section	Overall	1400m	1200m	1000m	800m	600m	400m	200m
Section Times	1:40.98 [7] (0:15.41)	1:25.57 [6] (0:11.21)	1:14.36 [4] (0:12.11)	1:02.25 [4] (0:12.71)	0:49.54 [4] (0:12.54)	0:37.00 [4] (0:12.49)	0:24.51 [4] (0:12.17)	0:12.34 [5] (0:12.34)
Average Speed [km/h]	52.5	62.8	59.2	56.7	57.7	57.4	59.0	58.2
Top Speed [km/h]	66.1	65.4	60.6	59.0	58.5	58.6	59.6	59.4
Avg. Dist. to Rail [m]	2.6	4.2	1.9	0.7	1.2	0.7	0.9	0.5
Avg. Stride Freq. [Hz]	2.2	2.3	2.3	2.2	2.3	2.3	2.3	2.2
Avg. Stride Length [m]	6.8	7.6	7.2	6.9	7.0	7.0	7.1	7.2



- [ ] Ranking at each section and finish
- .-.- No data available at this section
- NA No data available



Horse/Jockey Name	Distant Secret
Final Rank	8
Fastest Section Time (Section)	0:11.52 (1400m)
Top Speed [km/h] (Section)	65.1 (Overall)
Race State	Finished

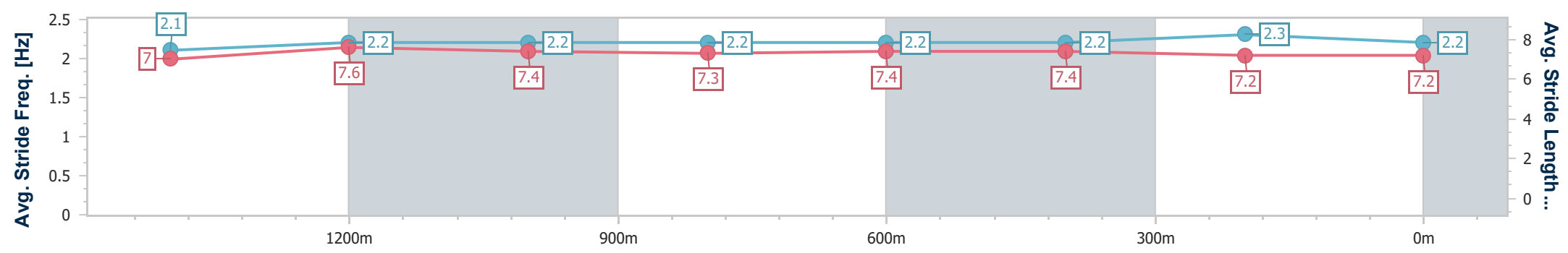
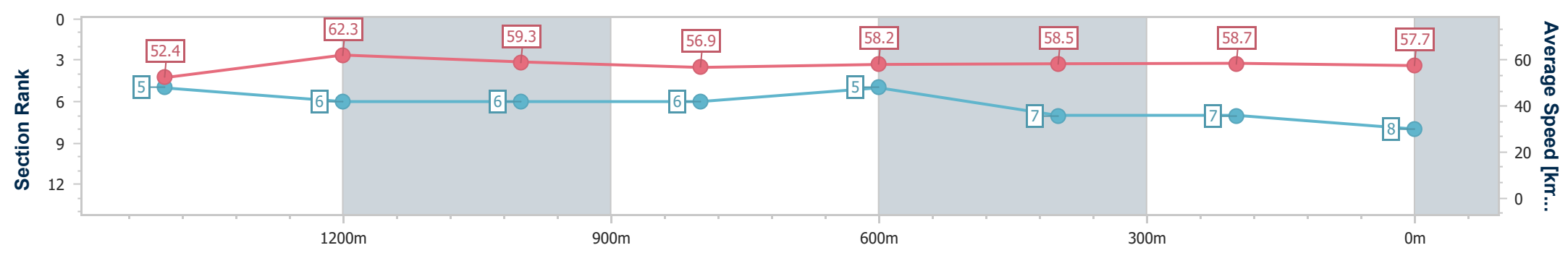


Toowoomba QLD Professional  
 Race 4: RDO EQUIPMENT JOHN DEERE RATINGS BAND 0 - 58  
 Handicap - 1625m  
 29 April 2023 - 18:30



Track Rating: Good 4, Weather: Overcast, Rail Position: +2m Entire

Section	Overall	1400m	1200m	1000m	800m	600m	400m	200m					
Section Times	1:41.36 [8] (0:15.40)	1:25.96 [5] (0:11.52)	1:14.44 [6] (0:12.14)	1:02.30 [6] (0:12.72)	0:49.58 [6] (0:12.45)	0:37.13 [5] (0:12.38)	0:24.75 [7] (0:12.31)	0:12.44 [7] (0:12.44)					
Average Speed [km/h]	52.4	62.3	59.3	56.9	58.2	58.5	58.7	57.7					
Top Speed [km/h]	65.1	63.3	60.3	58.6	59.8	59.9	60.0	59.2					
Avg. Dist. to Rail [m]	1.6	1.0	1.4	1.4	1.7	1.1	1.1	2.7					
Avg. Stride Freq. [Hz]	2.1	2.2	2.2	2.2	2.2	2.2	2.3	2.2					
Avg. Stride Length [m]	7.0	7.6	7.4	7.3	7.4	7.4	7.2	7.2					



- [ ] Ranking at each section and finish
- .-.- No data available at this section
- NA No data available



Horse/Jockey Name	Bellicose
Final Rank	9
Fastest Section Time (Section)	0:11.77 (1400m)
Top Speed [km/h] (Section)	64.7 (Overall)
Race State	Finished

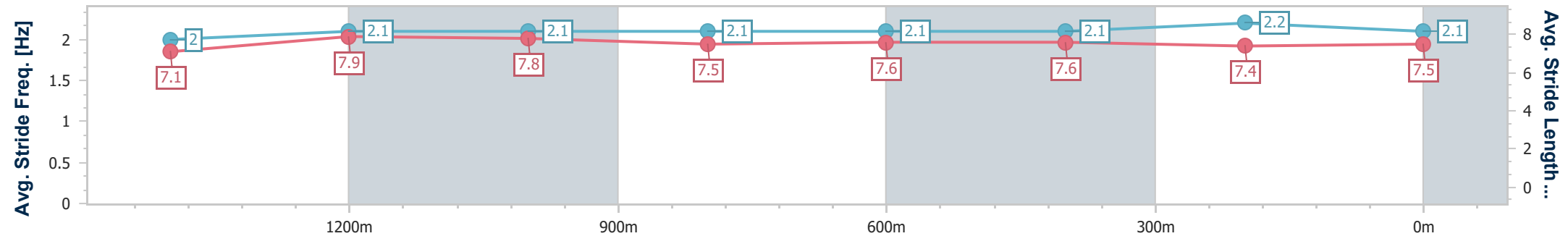
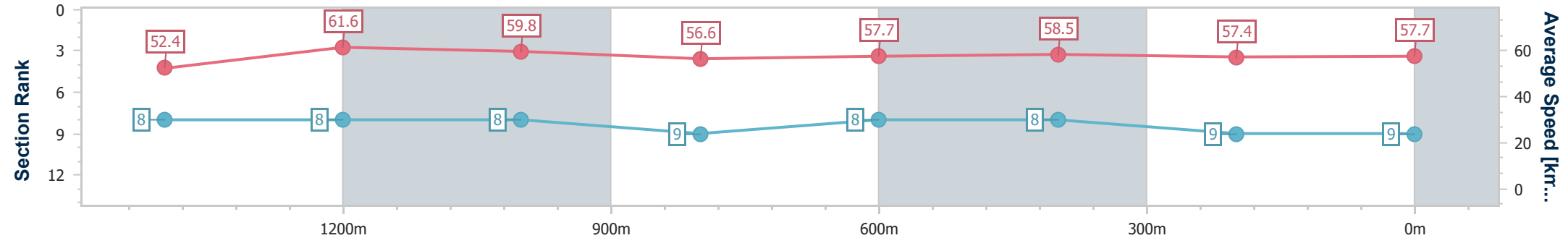


Toowoomba QLD Professional  
 Race 4: RDO EQUIPMENT JOHN DEERE RATINGS BAND 0 - 58  
 Handicap - 1625m  
 29 April 2023 - 18:30



Track Rating: Good 4, Weather: Overcast, Rail Position: +2m Entire

Section	Overall	1400m	1200m	1000m	800m	600m	400m	200m					
Section Times	1:41.73 [9] (0:15.52)	1:26.21 [8] (0:11.77)	1:14.44 [8] (0:12.04)	1:02.40 [8] (0:12.77)	0:49.63 [9] (0:12.48)	0:37.15 [8] (0:12.22)	0:24.93 [8] (0:12.48)	0:12.45 [9] (0:12.45)					
Average Speed [km/h]	52.4	61.6	59.8	56.6	57.7	58.5	57.4	57.7					
Top Speed [km/h]	64.7	62.2	61.2	59.2	60.8	60.7	58.8	58.9					
Avg. Dist. to Rail [m]	4.4	1.0	0.6	0.7	0.5	1.2	1.4	1.7					
Avg. Stride Freq. [Hz]	2.0	2.1	2.1	2.1	2.1	2.1	2.2	2.1					
Avg. Stride Length [m]	7.1	7.9	7.8	7.5	7.6	7.6	7.4	7.5					



- [ ] Ranking at each section and finish
- .-.- No data available at this section
- NA No data available



Horse/Jockey Name	Joybells
Final Rank	10
Fastest Section Time (Section)	0:11.43 (1400m)
Top Speed [km/h] (Section)	65.6 (Overall)
Race State	Finished

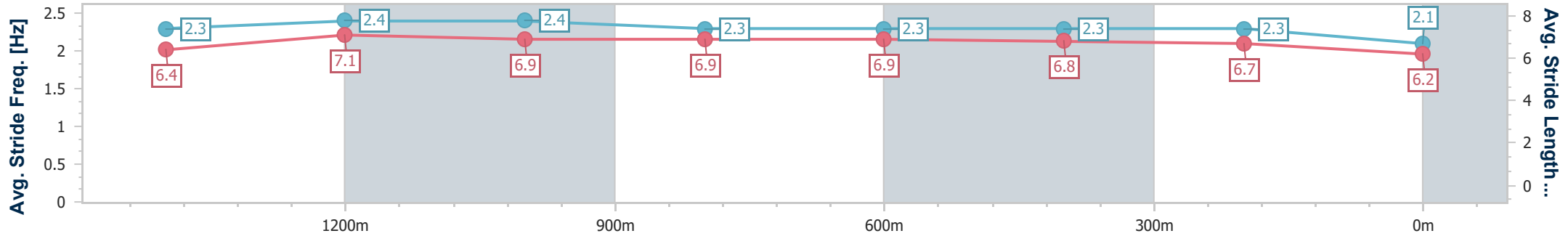
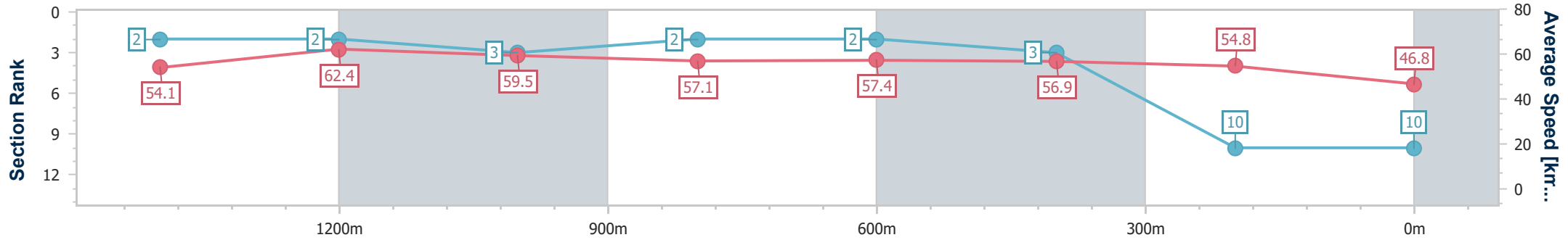


Toowoomba QLD Professional  
 Race 4: RDO EQUIPMENT JOHN DEERE RATINGS BAND 0 - 58  
 Handicap - 1625m  
 29 April 2023 - 18:30



Track Rating: Good 4, Weather: Overcast, Rail Position: +2m Entire

Section	Overall	1400m	1200m	1000m	800m	600m	400m	200m
Section Times	1:44.94 [10] (0:15.00)	1:29.94 [2] (0:11.43)	1:18.51 [2] (0:12.10)	1:06.41 [3] (0:12.63)	0:53.78 [2] (0:12.61)	0:41.17 [2] (0:12.67)	0:28.50 [3] (0:13.15)	0:15.35 [10] (0:15.35)
Average Speed [km/h]	54.1	62.4	59.5	57.1	57.4	56.9	54.8	46.8
Top Speed [km/h]	65.6	65.3	60.7	58.5	57.9	58.5	55.9	52.9
Avg. Dist. to Rail [m]	3.3	1.6	0.6	0.7	1.5	0.5	0.4	1.1
Avg. Stride Freq. [Hz]	2.3	2.4	2.4	2.3	2.3	2.3	2.3	2.1
Avg. Stride Length [m]	6.4	7.1	6.9	6.9	6.9	6.8	6.7	6.2



- [ ] Ranking at each section and finish
- .-.- No data available at this section
- NA No data available