



Toowoomba QLD Professional

Race 3: SEDL AGENCIES Fillies and Mares BENCHMARK 58 Handicap - 1300m

29 April 2023 - 17:50



Track Rating: Good 4, Weather: Fine, Rail Position: +2m Entire

Section		Overall	1200m	1000m	800m	600m	400m	Last 600m				
Field Times		1:19.34 (0:08.25)	1:11.09 (0:10.63)	1:00.46 (0:11.23)	0:49.23 (0:11.68)	0:37.55 (0:12.26)	0:25.29 (0:12.52)	0:37.55				
Rank	TAB Horse/Jockey	Barrier	Top Speed [km/h]	Fastest Section	Distance Travelled [m]							
1	3 CARRIER BUSTER Les Tilley	1	67.4 1200m	0:08.79 Overall	1:19.34 [1] (0:08.79)	1:10.55 [8] (0:10.92)	0:59.63 [8] (0:11.28)	0:48.35 [9] (0:11.60)	0:36.75 [9] (0:12.12)	0:24.63 [9] (0:12.45)	0:36.75	
2	4 SUPER LEAGUE Justin Stanley	4	68.9 1200m	0:08.28 Overall	1:19.50 [2] (0:08.28)	1:11.22 [2] (0:10.67)	1:00.55 [2] (0:11.41)	0:49.14 [3] (0:11.71)	0:37.43 [4] (0:12.21)	0:25.22 [5] (0:12.49)	0:37.43	+5
3	2 ALFA LILY Georgina Cartwright	15	68.8 1200m	0:08.25 Overall	1:19.52 [3] (0:08.25)	1:11.27 [1] (0:10.69)	1:00.58 [3] (0:11.18)	0:49.40 [2] (0:11.67)	0:37.73 [1] (0:12.26)	0:25.47 [1] (0:12.52)	0:37.73	+3
4	10 BLUE VELVET Micheal Hellyer	5	66.5 1200m	0:08.92 Overall	1:19.77 [4] (0:08.92)	1:10.85 [10] (0:11.02)	0:59.83 [10] (0:11.40)	0:48.43 [10] (0:11.54)	0:36.89 [10] (0:12.08)	0:24.81 [10] (0:12.26)	0:36.89	+1
5	8 BEACH CLUB Montanna Savva	7	68.6 1200m	0:08.83 Overall	1:19.89 [5] (0:08.83)	1:11.06 [9] (0:10.76)	1:00.30 [7] (0:11.29)	0:49.01 [7] (0:11.42)	0:37.59 [6] (0:12.10)	0:25.49 [6] (0:12.57)	0:37.59	+3
6	1 WINDJANA Luke Dittman	3	68.9 1200m	0:08.41 Overall	1:20.17 [6] (0:08.41)	1:11.76 [6] (0:10.77)	1:00.99 [5] (0:11.24)	0:49.75 [4] (0:11.56)	0:38.19 [3] (0:12.24)	0:25.95 [2] (0:12.57)	0:38.19	+6
7	6 AVENUE OF HEAVEN Nozi Tomizawa	11	67.7 1000m	0:08.71 Overall	1:20.34 [7] (0:08.71)	1:11.63 [7] (0:11.03)	1:00.60 [9] (0:11.19)	0:49.41 [8] (0:11.53)	0:37.88 [8] (0:12.19)	0:25.69 [8] (0:12.61)	0:37.88	+8
8	5 SUPER VOGUE Jason Taylor	2	68.5 1200m	0:08.37 Overall	1:20.55 [8] (0:08.37)	1:12.18 [4] (0:10.95)	1:01.23 [6] (0:11.43)	0:49.80 [6] (0:11.67)	0:38.13 [7] (0:12.17)	0:25.96 [7] (0:12.61)	0:38.13	-2
9	7 MISERY MISS Shannon Apthorpe	6	67.8 1200m	0:08.35 Overall	1:20.85 [9] (0:08.35)	1:12.50 [3] (0:10.80)	1:01.70 [4] (0:11.29)	0:50.41 [5] (0:11.74)	0:38.67 [5] (0:12.15)	0:26.52 [4] (0:12.84)	0:38.67	+7
10	9 YOURALLTHAT Jake Molloy	17	71.3 1200m	0:08.35 Overall	1:21.16 [10] (0:08.35)	1:12.81 [5] (0:10.53)	1:02.28 [1] (0:11.23)	0:51.05 [1] (0:11.81)	0:39.24 [2] (0:12.23)	0:27.01 [3] (0:12.98)	0:39.24	-3

Scratched: It Must Be Love (#14), Alaltun (#15), Tinder (#16), Vancity (#13), Abb Roy (#11), Late Night Devil (#12), Ticino Belle (#17)

Report Created: Sat 29 April 2023 18:10 GMT+10 (Note: Timing is based on position data)

Page 1/12

[] Ranking at each section and finish
 -:-:- No data available at this section
 NA No data available
 SCN Saddle cloth number
 DNF Did not finish
 DNT Did not track

data processed by TRIPLESDATA



Toowoomba QLD Professional

Race 3: SEDL AGENCIES Fillies and Mares BENCHMARK 58 Handicap - 1300m

29 April 2023 - 17:50



Track Rating: Good 4, Weather: Fine, Rail Position: +2m Entire

Section							200m			Last 600m
Field Times							0:12.77			0:37.55
Rank	TAB	Horse/Jockey	Barrier	Top Speed [km/h]	Fastest Section	Margin				Distance Travelled [m]
1	3	CARRIER BUSTER Les Tilley	1	67.4 1200m	0:08.79 Overall	0:12.18 [5] (0:12.18)	1:19.34		0:36.75	
2	4	SUPER LEAGUE Justin Stanley	4	68.9 1200m	0:08.28 Overall	0:12.73 [3] (0:12.73)	0.8L		0:37.43	+5
3	2	ALFA LILY Georgina Cartwright	15	68.8 1200m	0:08.25 Overall	0:12.95 [1] (0:12.95)	0.9L		0:37.73	+3
4	10	BLUE VELVET Micheal Hellyer	5	66.5 1200m	0:08.92 Overall	0:12.55 [9] (0:12.55)	2.2L		0:36.89	+1
5	8	BEACH CLUB Montanna Savva	7	68.6 1200m	0:08.83 Overall	0:12.92 [4] (0:12.92)	2.7L		0:37.59	+3
6	1	WINDJANA Luke Dittman	3	68.9 1200m	0:08.41 Overall	0:13.38 [2] (0:13.38)	4.2L		0:38.19	+6
7	6	AVENUE OF HEAVEN Nozi Tomizawa	11	67.7 1000m	0:08.71 Overall	0:13.08 [10] (0:13.08)	5L		0:37.88	+8
8	5	SUPER VOGUE Jason Taylor	2	68.5 1200m	0:08.37 Overall	0:13.35 [8] (0:13.35)	6.3L		0:38.13	-2
9	7	MISERY MISS Shannon Apthorpe	6	67.8 1200m	0:08.35 Overall	0:13.68 [6] (0:13.68)	7.8L		0:38.67	+7
10	9	YOURALLTHAT Jake Molloy	17	71.3 1200m	0:08.35 Overall	0:14.03 [7] (0:14.03)	9.6L		0:39.24	-3

Scratched: It Must Be Love (#14), Alaltun (#15), Tinder (#16), Vancity (#13), Abb Roy (#11), Late Night Devil (#12), Ticino Belle (#17)

Report Created: Sat 29 April 2023 18:10 GMT+10 (Note: Timing is based on position data)

Page 2/12

[] Ranking at each section and finish
 -:-:- No data available at this section
 NA No data available

SCN Saddle cloth number
 DNF Did not finish
 DNT Did not track

data processed by TRIPLESDATA



Horse/Jockey Name	Carrier Buster
Final Rank	1
Fastest Section Time (Section)	0:08.79 (Overall)
Top Speed [km/h] (Section)	67.4 (1200m)
Race State	Finished

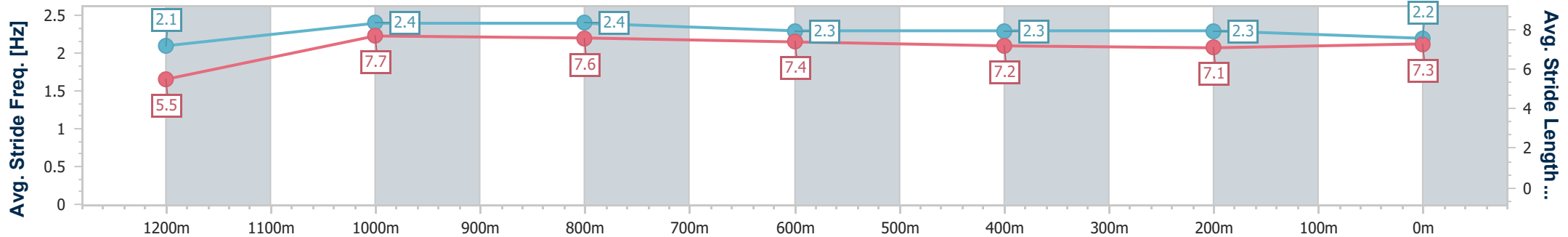
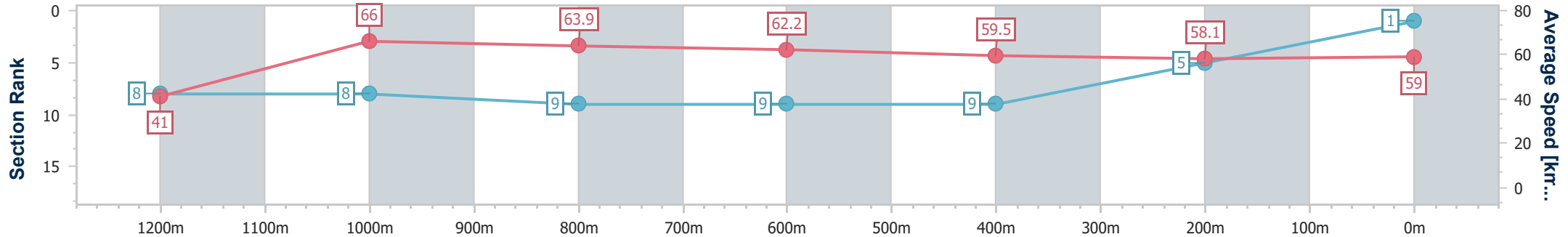


Toowoomba QLD Professional
 Race 3: SEDL AGENCIES Fillies and Mares BENCHMARK 58
 Handicap - 1300m
 29 April 2023 - 17:50



Track Rating: Good 4, Weather: Fine, Rail Position: +2m Entire

Section	Overall	1200m	1000m	800m	600m	400m	200m
Section Times	1:19.34 [1] (0:08.79)	1:10.55 [8] (0:10.92)	0:59.63 [8] (0:11.28)	0:48.35 [9] (0:11.60)	0:36.75 [9] (0:12.12)	0:24.63 [9] (0:12.45)	0:12.18 [5] (0:12.18)
Average Speed [km/h]	41.0	66.0	63.9	62.2	59.5	58.1	59.0
Top Speed [km/h]	63.0	67.4	66.2	64.1	62.2	58.8	59.5
Avg. Dist. to Rail [m]	2.5	0.5	0.7	0.8	0.5	1.5	1.7
Avg. Stride Freq. [Hz]	2.1	2.4	2.4	2.3	2.3	2.3	2.2
Avg. Stride Length [m]	5.5	7.7	7.6	7.4	7.2	7.1	7.3



- [] Ranking at each section and finish
- .-.- No data available at this section
- NA No data available



Horse/Jockey Name	Super League
Final Rank	2
Fastest Section Time (Section)	0:08.28 (Overall)
Top Speed [km/h] (Section)	68.9 (1200m)
Race State	Finished

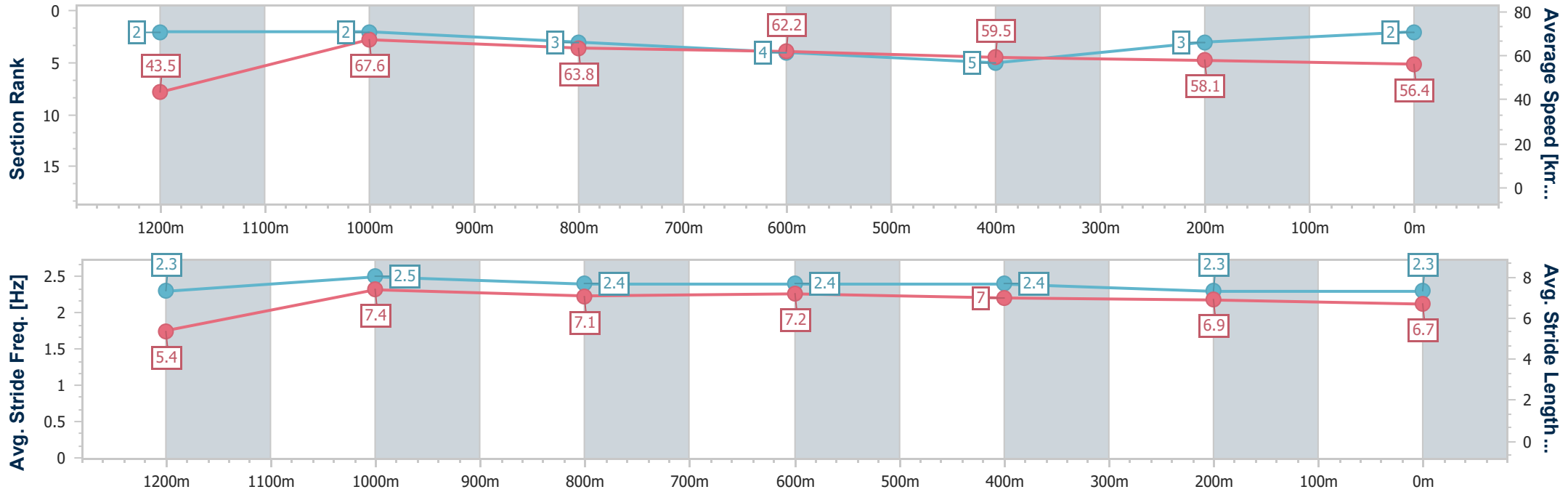


Toowoomba QLD Professional
 Race 3: SEDL AGENCIES Fillies and Mares BENCHMARK 58
 Handicap - 1300m
 29 April 2023 - 17:50



Track Rating: Good 4, Weather: Fine, Rail Position: +2m Entire

Section	Overall	1200m	1000m	800m	600m	400m	200m
Section Times	1:19.50 [2] (0:08.28)	1:11.22 [2] (0:10.67)	1:00.55 [2] (0:11.41)	0:49.14 [3] (0:11.71)	0:37.43 [4] (0:12.21)	0:25.22 [5] (0:12.49)	0:12.73 [3] (0:12.73)
Average Speed [km/h]	43.5	67.6	63.8	62.2	59.5	58.1	56.4
Top Speed [km/h]	65.1	68.9	66.1	62.7	61.7	59.0	57.3
Avg. Dist. to Rail [m]	5.6	1.4	2.2	3.5	1.6	1.9	1.0
Avg. Stride Freq. [Hz]	2.3	2.5	2.4	2.4	2.4	2.3	2.3
Avg. Stride Length [m]	5.4	7.4	7.1	7.2	7.0	6.9	6.7



- [] Ranking at each section and finish
- .-.- No data available at this section
- NA No data available



Horse/Jockey Name	Alfa Lily
Final Rank	3
Fastest Section Time (Section)	0:08.25 (Overall)
Top Speed [km/h] (Section)	68.8 (1200m)
Race State	Finished

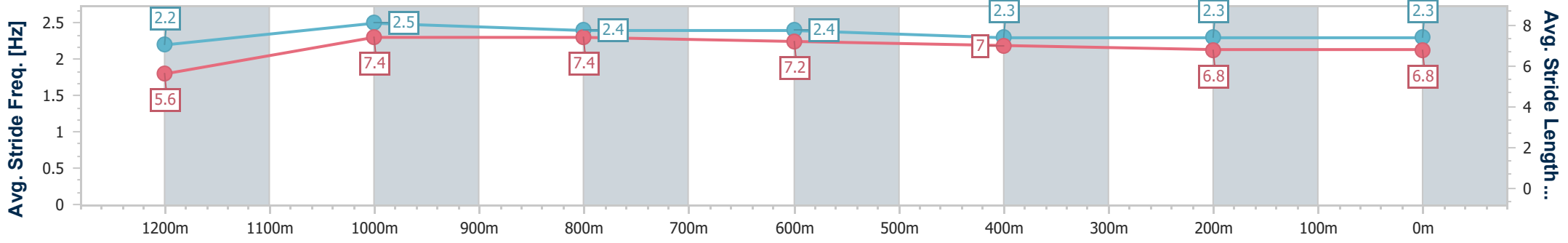
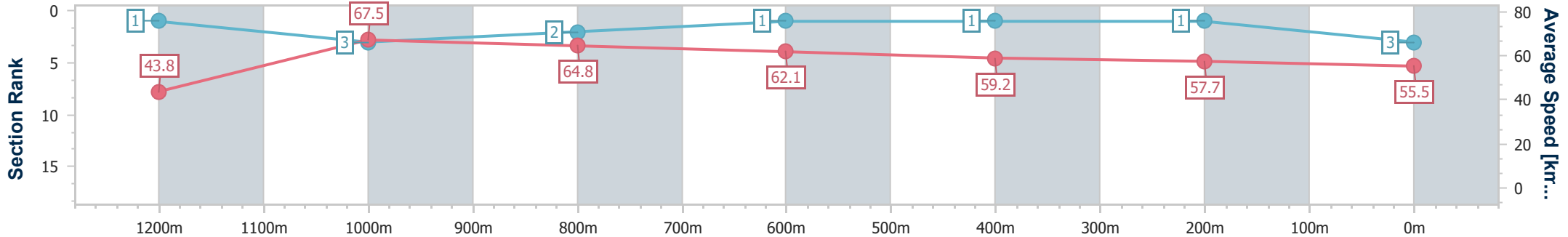


Toowoomba QLD Professional
 Race 3: SEDL AGENCIES Fillies and Mares BENCHMARK 58
 Handicap - 1300m
 29 April 2023 - 17:50



Track Rating: Good 4, Weather: Fine, Rail Position: +2m Entire

Section	Overall	1200m	1000m	800m	600m	400m	200m
Section Times	1:19.52 [3] (0:08.25)	1:11.27 [1] (0:10.69)	1:00.58 [3] (0:11.18)	0:49.40 [2] (0:11.67)	0:37.73 [1] (0:12.26)	0:25.47 [1] (0:12.52)	0:12.95 [1] (0:12.95)
Average Speed [km/h]	43.8	67.5	64.8	62.1	59.2	57.7	55.5
Top Speed [km/h]	64.4	68.8	66.5	64.2	61.5	58.9	57.2
Avg. Dist. to Rail [m]	9.5	3.3	1.4	1.7	1.5	0.9	0.7
Avg. Stride Freq. [Hz]	2.2	2.5	2.4	2.4	2.3	2.3	2.3
Avg. Stride Length [m]	5.6	7.4	7.4	7.2	7.0	6.8	6.8



- [] Ranking at each section and finish
- .-.- No data available at this section
- NA No data available



Horse/Jockey Name	Blue Velvet
Final Rank	4
Fastest Section Time (Section)	0:08.92 (Overall)
Top Speed [km/h] (Section)	66.5 (1200m)
Race State	Finished

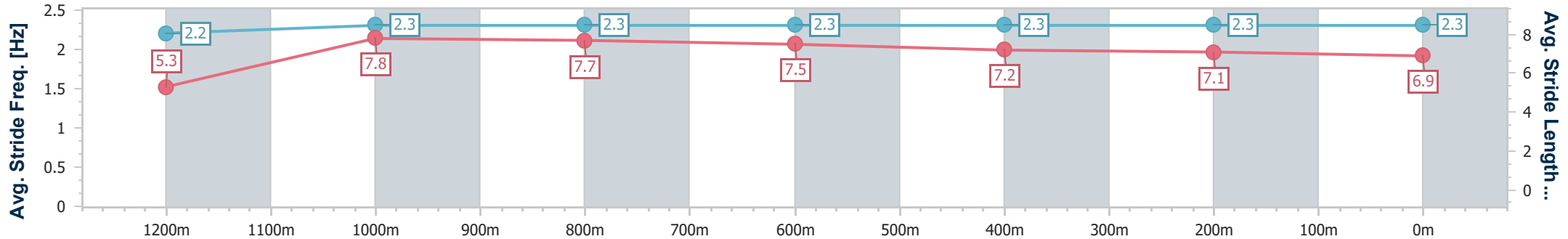
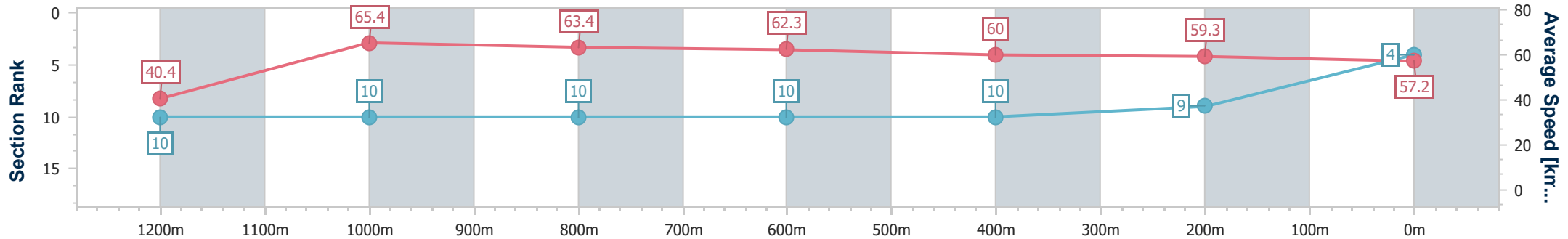


Toowoomba QLD Professional
 Race 3: SEDL AGENCIES Fillies and Mares BENCHMARK 58
 Handicap - 1300m
 29 April 2023 - 17:50



Track Rating: Good 4, Weather: Fine, Rail Position: +2m Entire

Section	Overall	1200m	1000m	800m	600m	400m	200m
Section Times	1:19.77 [4] (0:08.92)	1:10.85 [10] (0:11.02)	0:59.83 [10] (0:11.40)	0:48.43 [10] (0:11.54)	0:36.89 [10] (0:12.08)	0:24.81 [10] (0:12.26)	0:12.55 [9]
Average Speed [km/h]	40.4	65.4	63.4	62.3	60.0	59.3	57.2
Top Speed [km/h]	62.6	66.5	65.8	63.0	62.1	60.0	59.6
Avg. Dist. to Rail [m]	5.0	1.7	1.0	0.5	1.0	3.8	5.5
Avg. Stride Freq. [Hz]	2.2	2.3	2.3	2.3	2.3	2.3	2.3
Avg. Stride Length [m]	5.3	7.8	7.7	7.5	7.2	7.1	6.9



- [] Ranking at each section and finish
- .-.- No data available at this section
- NA No data available



Horse/Jockey Name	Beach Club
Final Rank	5
Fastest Section Time (Section)	0:08.83 (Overall)
Top Speed [km/h] (Section)	68.6 (1200m)
Race State	Finished

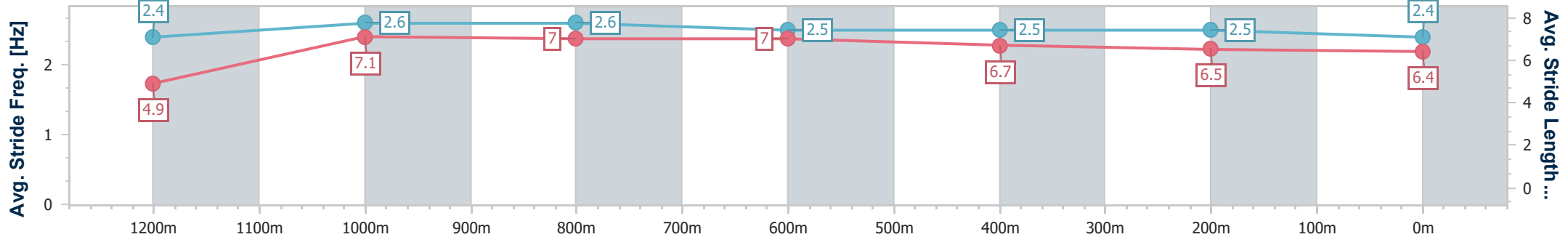
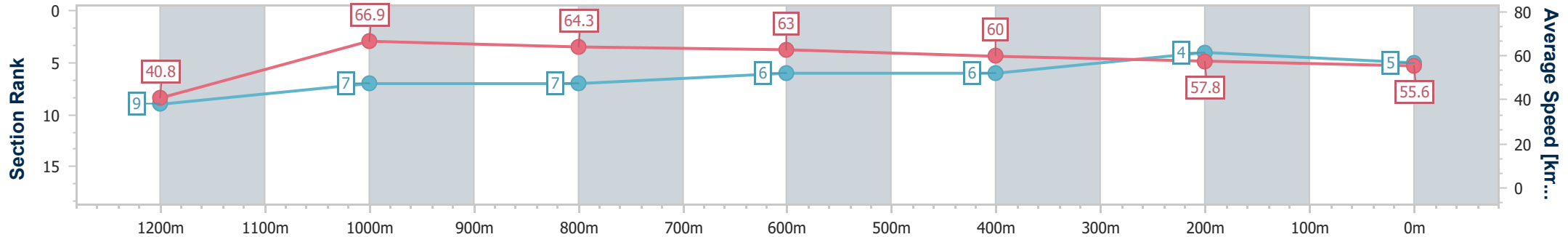


Toowoomba QLD Professional
 Race 3: SEDL AGENCIES Fillies and Mares BENCHMARK 58
 Handicap - 1300m
 29 April 2023 - 17:50



Track Rating: Good 4, Weather: Fine, Rail Position: +2m Entire

Section	Overall	1200m	1000m	800m	600m	400m	200m
Section Times	1:19.89 [5] (0:08.83)	1:11.06 [9] (0:10.76)	1:00.30 [7] (0:11.29)	0:49.01 [7] (0:11.42)	0:37.59 [6] (0:12.10)	0:25.49 [6] (0:12.57)	0:12.92 [4] (0:12.92)
Average Speed [km/h]	40.8	66.9	64.3	63.0	60.0	57.8	55.6
Top Speed [km/h]	64.5	68.6	65.3	64.2	62.4	59.0	58.2
Avg. Dist. to Rail [m]	7.8	3.1	2.5	0.5	1.5	3.5	4.5
Avg. Stride Freq. [Hz]	2.4	2.6	2.6	2.5	2.5	2.5	2.4
Avg. Stride Length [m]	4.9	7.1	7.0	7.0	6.7	6.5	6.4



- [] Ranking at each section and finish
- .-.- No data available at this section
- NA No data available



Horse/Jockey Name	Windjana
Final Rank	6
Fastest Section Time (Section)	0:08.41 (Overall)
Top Speed [km/h] (Section)	68.9 (1200m)
Race State	Finished

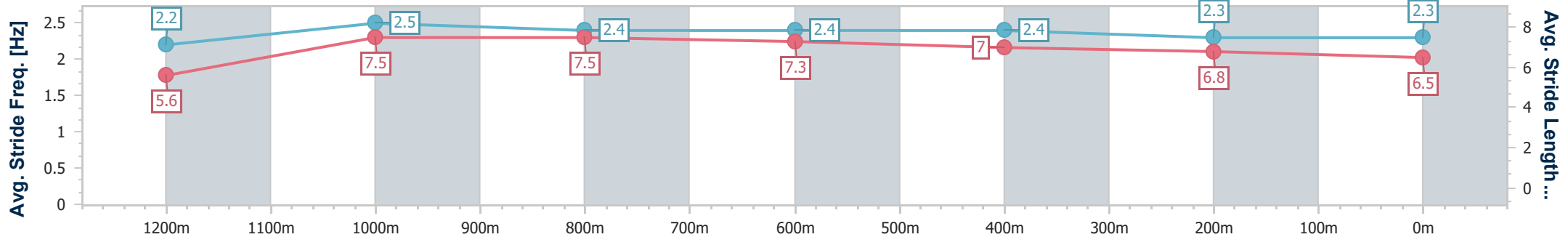
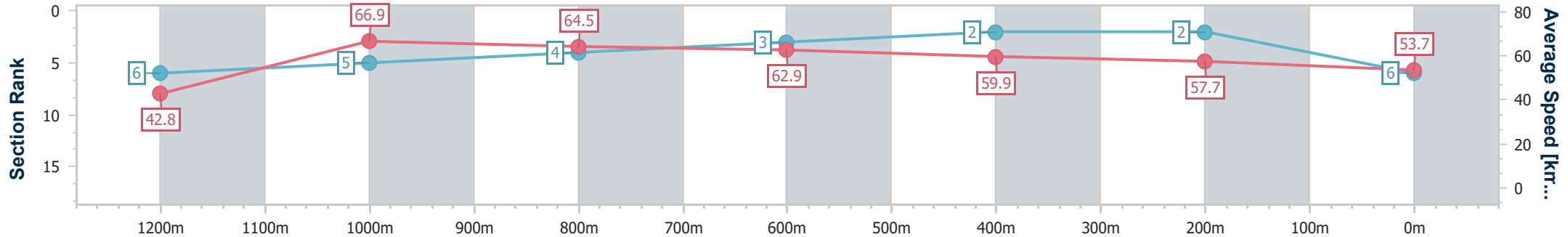


Toowoomba QLD Professional
 Race 3: SEDL AGENCIES Fillies and Mares BENCHMARK 58
 Handicap - 1300m
 29 April 2023 - 17:50



Track Rating: Good 4, Weather: Fine, Rail Position: +2m Entire

Section	Overall	1200m	1000m	800m	600m	400m	200m
Section Times	1:20.17 [6] (0:08.41)	1:11.76 [6] (0:10.77)	1:00.99 [5] (0:11.24)	0:49.75 [4] (0:11.56)	0:38.19 [3] (0:12.24)	0:25.95 [2] (0:12.57)	0:13.38 [2] (0:13.38)
Average Speed [km/h]	42.8	66.9	64.5	62.9	59.9	57.7	53.7
Top Speed [km/h]	64.5	68.9	66.1	64.0	62.8	59.0	56.6
Avg. Dist. to Rail [m]	3.3	1.4	1.7	3.2	3.4	2.6	2.4
Avg. Stride Freq. [Hz]	2.2	2.5	2.4	2.4	2.4	2.3	2.3
Avg. Stride Length [m]	5.6	7.5	7.5	7.3	7.0	6.8	6.5



- [] Ranking at each section and finish
- .-.- No data available at this section
- NA No data available



Horse/Jockey Name	Avenue Of Heaven
Final Rank	7
Fastest Section Time (Section)	0:08.71 (Overall)
Top Speed [km/h] (Section)	67.7 (1000m)
Race State	Finished

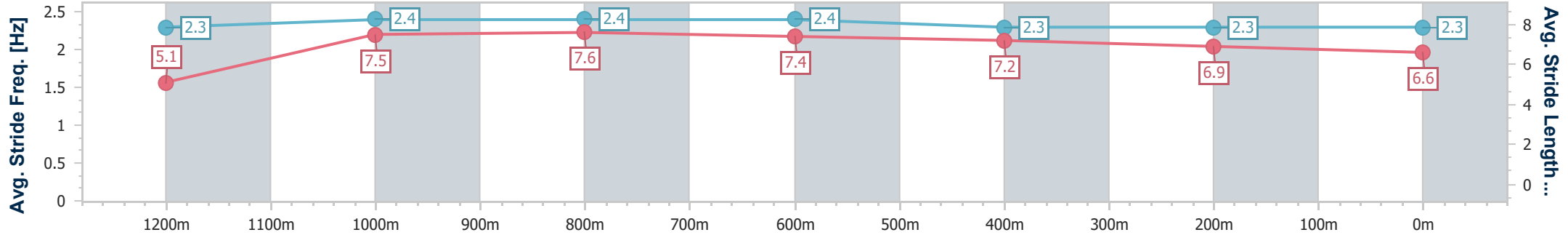
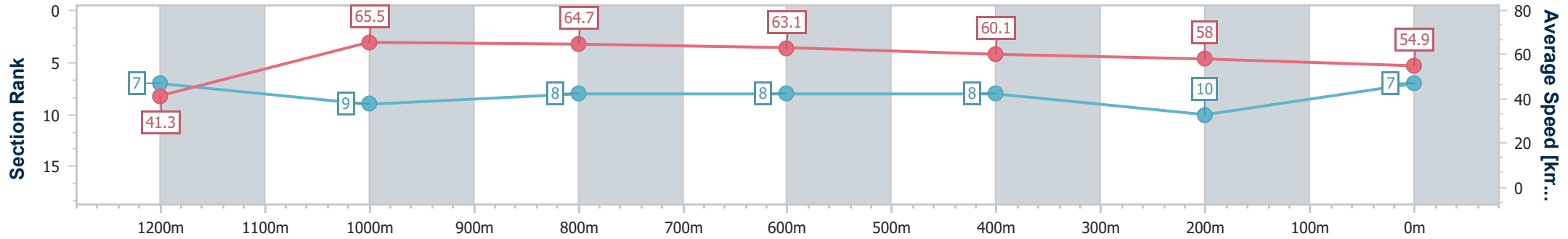


Toowoomba QLD Professional
 Race 3: SEDL AGENCIES Fillies and Mares BENCHMARK 58
 Handicap - 1300m
 29 April 2023 - 17:50



Track Rating: Good 4, Weather: Fine, Rail Position: +2m Entire

Section	Overall	1200m	1000m	800m	600m	400m	200m
Section Times	1:20.34 [7] (0:08.71)	1:11.63 [7] (0:11.03)	1:00.60 [9] (0:11.19)	0:49.41 [8] (0:11.53)	0:37.88 [8] (0:12.19)	0:25.69 [8] (0:12.61)	0:13.08 [10] (0:13.08)
Average Speed [km/h]	41.3	65.5	64.7	63.1	60.1	58.0	54.9
Top Speed [km/h]	61.7	67.5	67.7	63.9	62.8	59.7	57.2
Avg. Dist. to Rail [m]	7.0	1.6	1.1	2.8	3.5	4.6	4.3
Avg. Stride Freq. [Hz]	2.3	2.4	2.4	2.4	2.3	2.3	2.3
Avg. Stride Length [m]	5.1	7.5	7.6	7.4	7.2	6.9	6.6



- [] Ranking at each section and finish
- .-.- No data available at this section
- NA No data available



Horse/Jockey Name	Super Vogue
Final Rank	8
Fastest Section Time (Section)	0:08.37 (Overall)
Top Speed [km/h] (Section)	68.5 (1200m)
Race State	Finished

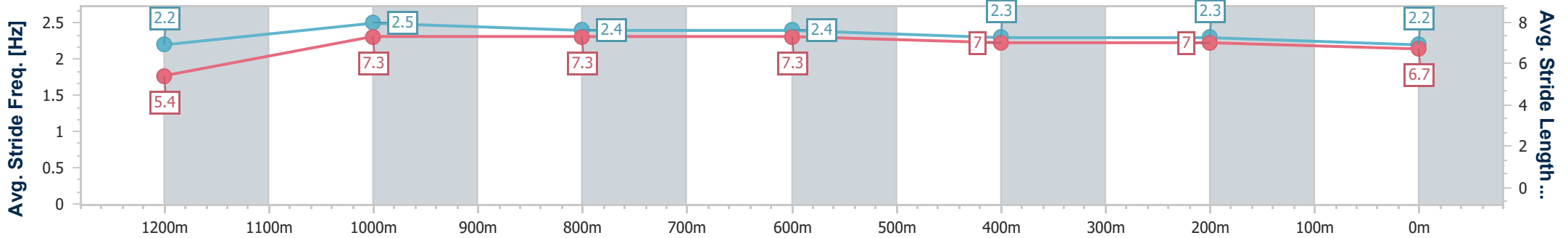
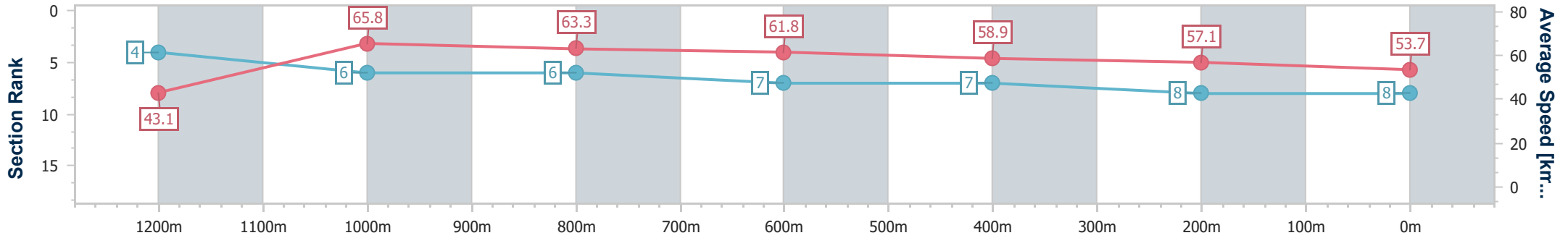


Toowoomba QLD Professional
 Race 3: SEDL AGENCIES Fillies and Mares BENCHMARK 58
 Handicap - 1300m
 29 April 2023 - 17:50



Track Rating: Good 4, Weather: Fine, Rail Position: +2m Entire

Section	Overall	1200m	1000m	800m	600m	400m	200m
Section Times	1:20.55 [8] (0:08.37)	1:12.18 [4] (0:10.95)	1:01.23 [6] (0:11.43)	0:49.80 [6] (0:11.67)	0:38.13 [7] (0:12.17)	0:25.96 [7] (0:12.61)	0:13.35 [8] (0:13.35)
Average Speed [km/h]	43.1	65.8	63.3	61.8	58.9	57.1	53.7
Top Speed [km/h]	61.8	68.5	65.6	62.7	61.9	58.1	56.6
Avg. Dist. to Rail [m]	3.4	0.9	0.9	0.9	1.0	0.6	0.6
Avg. Stride Freq. [Hz]	2.2	2.5	2.4	2.4	2.3	2.3	2.2
Avg. Stride Length [m]	5.4	7.3	7.3	7.3	7.0	7.0	6.7



- [] Ranking at each section and finish
- .-.- No data available at this section
- NA No data available



Horse/Jockey Name	Misery Miss
Final Rank	9
Fastest Section Time (Section)	0:08.35 (Overall)
Top Speed [km/h] (Section)	67.8 (1200m)
Race State	Finished

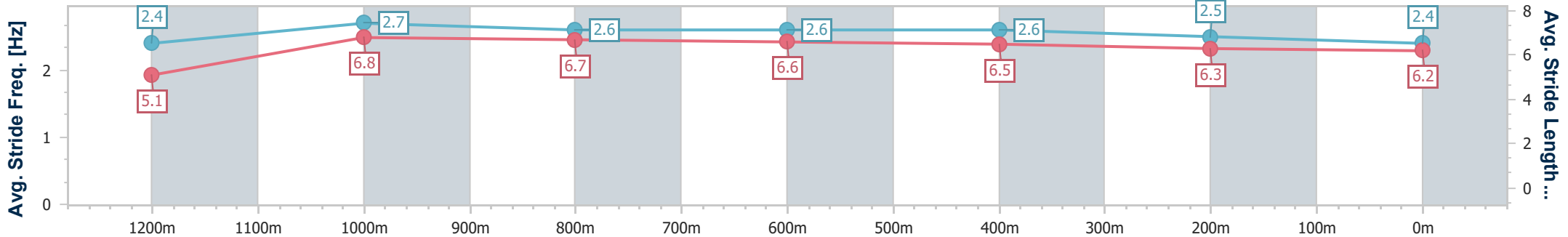
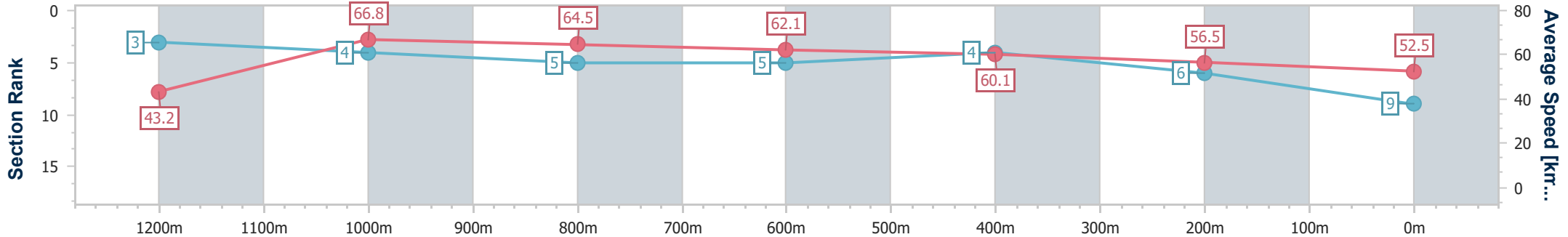


Toowoomba QLD Professional
 Race 3: SEDL AGENCIES Fillies and Mares BENCHMARK 58
 Handicap - 1300m
 29 April 2023 - 17:50



Track Rating: Good 4, Weather: Fine, Rail Position: +2m Entire

Section	Overall	1200m	1000m	800m	600m	400m	200m
Section Times	1:20.85 [9] (0:08.35)	1:12.50 [3] (0:10.80)	1:01.70 [4] (0:11.29)	0:50.41 [5] (0:11.74)	0:38.67 [5] (0:12.15)	0:26.52 [4] (0:12.84)	0:13.68 [6] (0:13.68)
Average Speed [km/h]	43.2	66.8	64.5	62.1	60.1	56.5	52.5
Top Speed [km/h]	64.6	67.8	65.4	63.6	62.4	57.5	55.4
Avg. Dist. to Rail [m]	7.3	3.2	3.2	4.0	2.8	2.4	2.6
Avg. Stride Freq. [Hz]	2.4	2.7	2.6	2.6	2.6	2.5	2.4
Avg. Stride Length [m]	5.1	6.8	6.7	6.6	6.5	6.3	6.2



- [] Ranking at each section and finish
- .-.- No data available at this section
- NA No data available



Horse/Jockey Name	Yourallthat
Final Rank	10
Fastest Section Time (Section)	0:08.35 (Overall)
Top Speed [km/h] (Section)	71.3 (1200m)
Race State	Finished

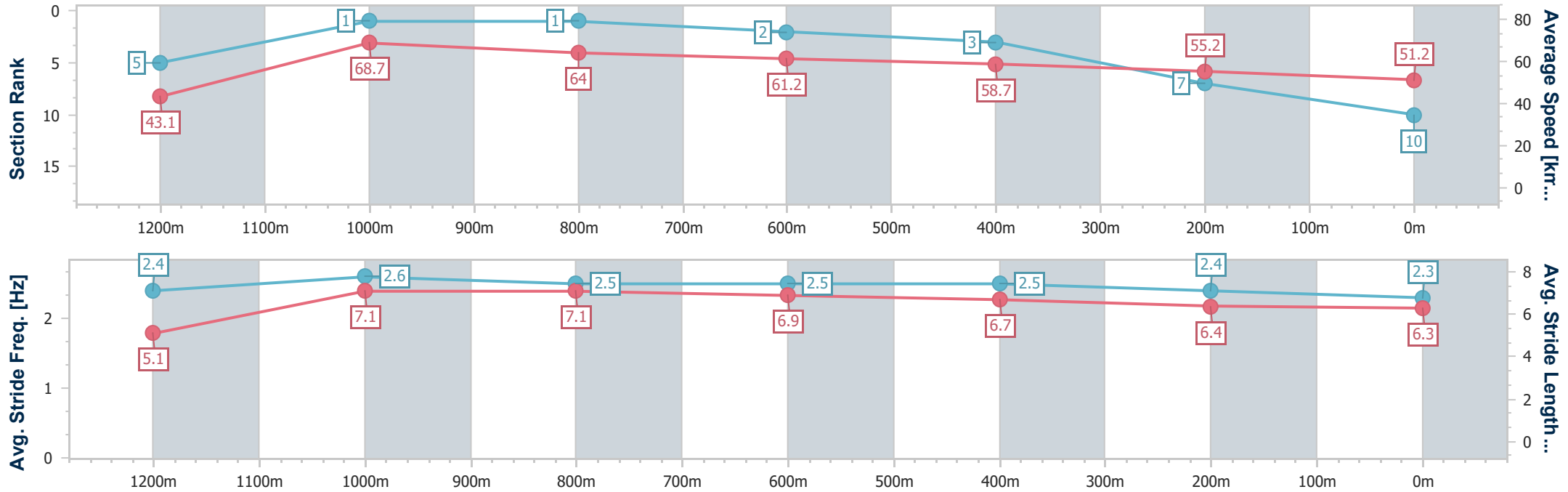


Toowoomba QLD Professional
 Race 3: SEDL AGENCIES Fillies and Mares BENCHMARK 58
 Handicap - 1300m
 29 April 2023 - 17:50



Track Rating: Good 4, Weather: Fine, Rail Position: +2m Entire

Section	Overall	1200m	1000m	800m	600m	400m	200m
Section Times	1:21.16 [10] (0:08.35)	1:12.81 [5] (0:10.53)	1:02.28 [1] (0:11.23)	0:51.05 [1] (0:11.81)	0:39.24 [2] (0:12.23)	0:27.01 [3] (0:12.98)	0:14.03 [7] (0:14.03)
Average Speed [km/h]	43.1	68.7	64.0	61.2	58.7	55.2	51.2
Top Speed [km/h]	67.2	71.3	66.5	62.2	61.1	56.6	54.7
Avg. Dist. to Rail [m]	9.2	3.1	0.4	0.8	0.7	1.1	2.6
Avg. Stride Freq. [Hz]	2.4	2.6	2.5	2.5	2.5	2.4	2.3
Avg. Stride Length [m]	5.1	7.1	7.1	6.9	6.7	6.4	6.3



- [] Ranking at each section and finish
- .-.- No data available at this section
- NA No data available