



**Toowoomba QLD Professional**  
**Race 2: THE NUPTIALS - CONGRATULATIONS ANGELA & DARREN**  
**Colts, Geldings & Entires BENCHMARK 58 Handicap - 1300m**  
**29 April 2023 - 17:10**



Track Rating: Good 4 , Weather: Overcast, Rail Position: +2m Entire

Section												Last 600m	
Field Times		Overall	1200m	1000m	800m	600m	400m						
		1:18.97 (0:08.38)	1:10.59 (0:10.76)	0:59.83 (0:10.98)	0:48.85 (0:11.57)	0:37.28 (0:12.13)	0:25.15 (0:12.35)						0:37.28
Rank	TAB	Horse/Jockey	Barrier	Top Speed [km/h]	Fastest Section							Distance Travelled [m]	
1	4	SCHMOOZER Jake Molloy	9	65.2 1200m	0:08.41 Overall	1:18.97 [1] (0:08.41)	1:10.56 [2] (0:11.15)	0:59.41 [3] (0:11.50)	0:47.91 [3] (0:11.66)	0:36.25 [4] (0:11.91)	0:24.34 [4] (0:12.07)	0:36.25	
2	1	SUBSTITUTION Liv O'Donnell	2	68.7 1200m	0:08.48 Overall	1:19.02 [2] (0:08.48)	1:10.54 [3] (0:10.66)	0:59.88 [1] (0:10.98)	0:48.90 [1] (0:11.57)	0:37.33 [1] (0:12.13)	0:25.20 [1] (0:12.35)	0:37.33	-7
3	3	SEMPREINTE Les Tilley	14	68.5 1200m	0:08.38 Overall	1:19.27 [3] (0:08.38)	1:10.89 [1] (0:10.89)	1:00.00 [2] (0:11.28)	0:48.72 [2] (0:11.71)	0:37.01 [2] (0:11.81)	0:25.20 [2] (0:12.33)	0:37.01	+0
4	7	BOHEMIAN BOOM Luke Dittman	5	66.0 1200m	0:09.23 Overall	1:19.30 [4] (0:09.23)	1:10.07 [10] (0:11.08)	0:58.99 [10] (0:11.32)	0:47.67 [10] (0:11.68)	0:35.99 [10] (0:11.77)	0:24.22 [10] (0:11.91)	0:35.99	-4
5	8	DIACO Justin Stanley	1	67.8 1200m	0:08.59 Overall	1:19.31 [5] (0:08.59)	1:10.72 [5] (0:11.06)	0:59.66 [4] (0:11.53)	0:48.13 [4] (0:11.52)	0:36.61 [3] (0:11.82)	0:24.79 [3] (0:12.06)	0:36.61	-1
6	6	AVOCA Nozi Tomizawa	3	65.9 1200m	0:08.75 Overall	1:19.34 [6] (0:08.75)	1:10.59 [7] (0:11.13)	0:59.46 [6] (0:11.55)	0:47.91 [6] (0:11.63)	0:36.28 [7] (0:11.70)	0:24.58 [5] (0:12.17)	0:36.28	-4
7	2	BRAVE ENOUGH Paul Hamblin	10	65.7 1200m	0:08.87 Overall	1:19.41 [7] (0:08.87)	1:10.54 [8] (0:11.19)	0:59.35 [8] (0:11.56)	0:47.79 [9] (0:11.61)	0:36.18 [9] (0:11.69)	0:24.49 [8] (0:11.97)	0:36.18	+1
8	10	START STRUTTING Montanna Savva	17	67.1 1200m	0:09.01 Overall	1:19.75 [8] (0:09.01)	1:10.74 [9] (0:11.06)	0:59.68 [9] (0:11.44)	0:48.24 [7] (0:11.59)	0:36.65 [8] (0:11.69)	0:24.96 [6] (0:11.95)	0:36.65	+4
9	5	TUSCAN LEATHER Anthony Allen	4	65.3 1200m	0:08.60 Overall	1:19.98 [9] (0:08.60)	1:11.38 [6] (0:11.22)	1:00.16 [5] (0:11.54)	0:48.62 [5] (0:11.68)	0:36.94 [5] (0:11.94)	0:25.00 [9] (0:12.27)	0:36.94	+1
10	9	OUTLAW JOSEY WALES Alisha Donald	13	65.7 800m	0:08.58 Overall	1:20.00 [10] (0:08.58)	1:11.42 [4] (0:11.36)	1:00.06 [7] (0:11.58)	0:48.48 [8] (0:11.52)	0:36.96 [6] (0:11.77)	0:25.19 [7] (0:12.30)	0:36.96	+6

Scratched: Son Of Mercury (#11), Tuscany Bound (#13), Boom Storm (#17), Run Rampant (#18), Sandgate Road (#15), Zabcan (#16), Mandalong Flag (#12), Dragon Pins (#14)



**Toowoomba QLD Professional**  
**Race 2: THE NUPTIALS - CONGRATULATIONS ANGELA & DARREN**  
**Colts, Geldings & Entires BENCHMARK 58 Handicap - 1300m**  
**29 April 2023 - 17:10**



Track Rating: Good 4 , Weather: Overcast, Rail Position: +2m Entire

Section				200m		Last 600m	
Field Times				0:12.80 (0:12.80)		0:37.28	
Rank	TAB	Horse/Jockey	Barrier	Top Speed [km/h]	Fastest Section	Margin	Distance Travelled [m]
1	4	<b>SCHMOOZER</b> Jake Molloy	9	65.2 1200m	0:08.41 Overall	0:12.27 [4] (0:12.27)	1:18.97 0:36.25
2	1	<b>SUBSTITUTION</b> Liv O'Donnell	2	68.7 1200m	0:08.48 Overall	0:12.85 [1] (0:12.85)	0.2L 0:37.33 -7
3	3	<b>SEMPREINTE</b> Les Tilley	14	68.5 1200m	0:08.38 Overall	0:12.87 [2] (0:12.87)	1.5L 0:37.01 +0
4	7	<b>BOHEMIAN BOOM</b> Luke Dittman	5	66.0 1200m	0:09.23 Overall	0:12.31 [8] (0:12.31)	1.6L 0:35.99 -4
5	8	<b>DIACO</b> Justin Stanley	1	67.8 1200m	0:08.59 Overall	0:12.73 [3] (0:12.73)	1.7L 0:36.61 -1
6	6	<b>AVOCA</b> Nozi Tomizawa	3	65.9 1200m	0:08.75 Overall	0:12.41 [7] (0:12.41)	1.9L 0:36.28 -4
7	2	<b>BRAVE ENOUGH</b> Paul Hamblin	10	65.7 1200m	0:08.87 Overall	0:12.52 [6] (0:12.52)	2.2L 0:36.18 +1
8	10	<b>START STRUTTING</b> Montanna Savva	17	67.1 1200m	0:09.01 Overall	0:13.01 [5] (0:13.01)	4L 0:36.65 +4
9	5	<b>TUSCAN LEATHER</b> Anthony Allen	4	65.3 1200m	0:08.60 Overall	0:12.73 [10] (0:12.73)	5.3L 0:36.94 +1
10	9	<b>OUTLAW JOSEY WALES</b> Alisha Donald	13	65.7 800m	0:08.58 Overall	0:12.89 [9] (0:12.89)	5.4L 0:36.96 +6

Scratched: Son Of Mercury (#11), Tuscany Bound (#13), Boom Storm (#17), Run Rampant (#18), Sandgate Road (#15), Zabcan (#16), Mandalong Flag (#12), Dragon Pins (#14)

[ ] Ranking at each section and finish  
 -:-:- No data available at this section  
 NA No data available  
 SCN Saddle cloth number  
 DNF Did not finish  
 DNT Did not track



Horse/Jockey Name	Schmoozer
Final Rank	1
Fastest Section Time (Section)	0:08.41 (Overall)
Top Speed [km/h] (Section)	65.2 (1200m)
Race State	Finished



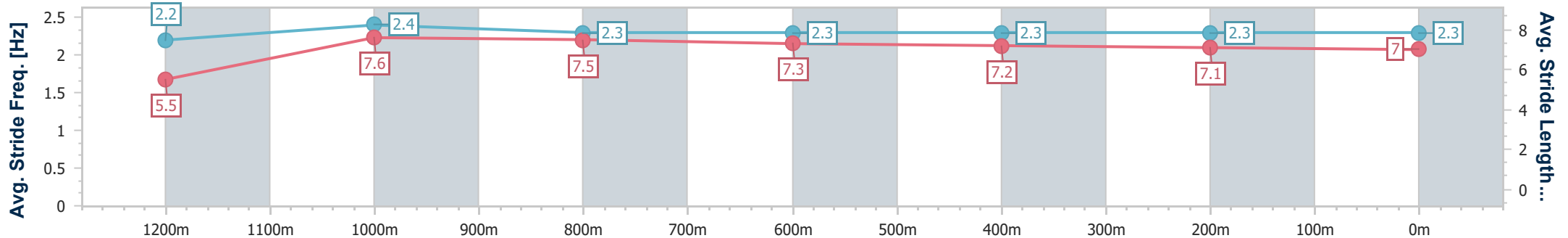
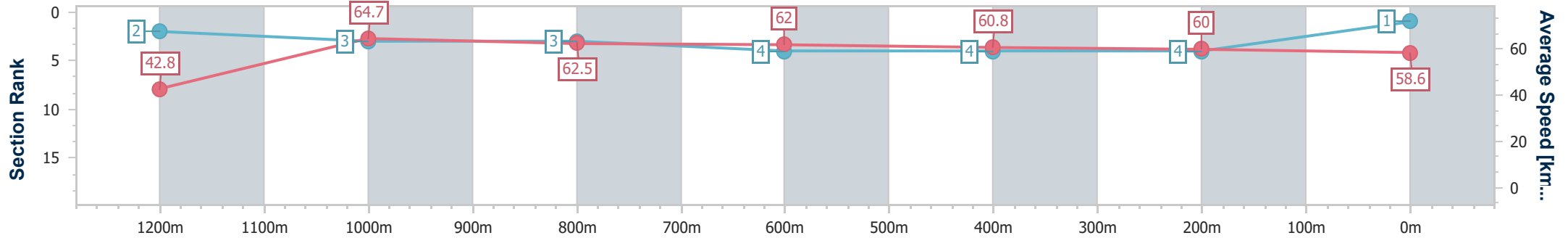
Toowoomba QLD Professional  
 Race 2: THE NUPTIALS - CONGRATULATIONS ANGELA & DARREN Colts, Geldings & Entires BENCHMARK 58 Handicap - 1300m



29 April 2023 - 17:10

Track Rating: Good 4 , Weather: Overcast, Rail Position: +2m Entire

Section	Overall	1200m	1000m	800m	600m	400m	200m
Section Times	1:18.97 [1] (0:08.41)	1:10.56 [2] (0:11.15)	0:59.41 [3] (0:11.50)	0:47.91 [3] (0:11.66)	0:36.25 [4] (0:11.91)	0:24.34 [4] (0:12.07)	0:12.27 [4] (0:12.27)
Average Speed [km/h]	42.8	64.7	62.5	62.0	60.8	60.0	58.6
Top Speed [km/h]	64.3	65.2	63.9	63.0	62.8	60.8	59.7
Avg. Dist. to Rail [m]	4.4	1.5	1.1	1.8	1.1	1.4	2.4
Avg. Stride Freq. [Hz]	2.2	2.4	2.3	2.3	2.3	2.3	2.3
Avg. Stride Length [m]	5.5	7.6	7.5	7.3	7.2	7.1	7.0



- [ ] Ranking at each section and finish
- .-.- No data available at this section
- NA No data available



Horse/Jockey Name	Substitution
Final Rank	2
Fastest Section Time (Section)	0:08.48 (Overall)
Top Speed [km/h] (Section)	68.7 (1200m)
Race State	Finished



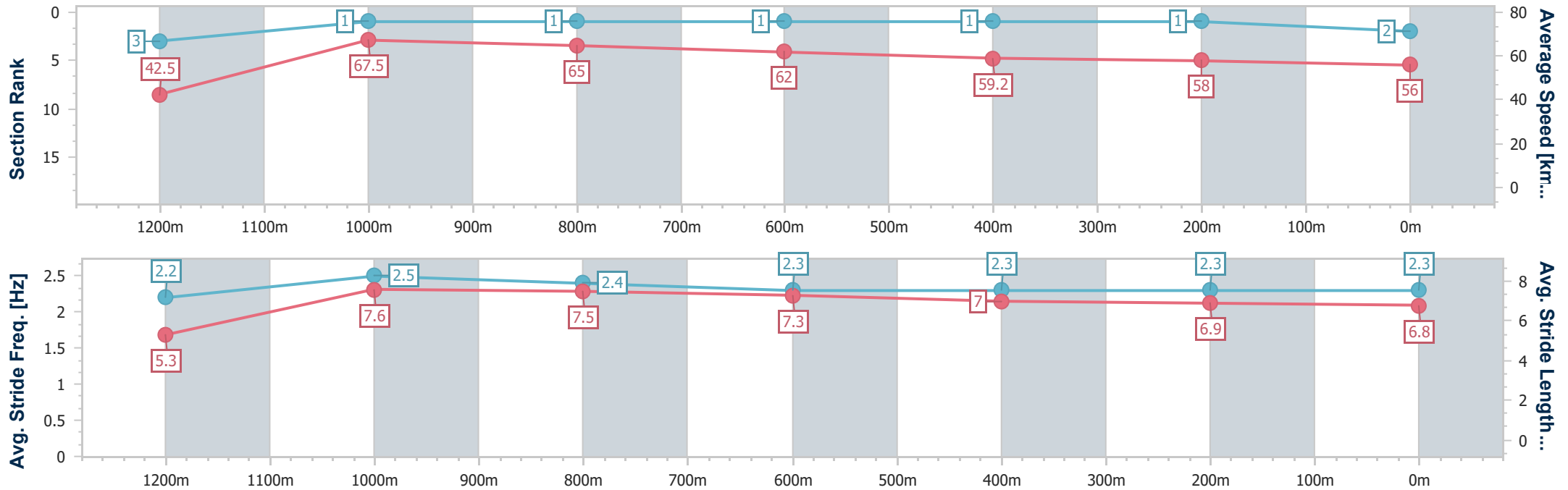
Toowoomba QLD Professional  
 Race 2: THE NUPTIALS - CONGRATULATIONS ANGELA & DARREN Colts, Geldings & Entires BENCHMARK 58 Handicap - 1300m



29 April 2023 - 17:10

Track Rating: Good 4 , Weather: Overcast, Rail Position: +2m Entire

Section	Overall	1200m	1000m	800m	600m	400m	200m
Section Times	1:19.02 [2] (0:08.48)	1:10.54 [3] (0:10.66)	0:59.88 [1] (0:10.98)	0:48.90 [1] (0:11.57)	0:37.33 [1] (0:12.13)	0:25.20 [1] (0:12.35)	0:12.85 [1] (0:12.85)
Average Speed [km/h]	42.5	67.5	65.0	62.0	59.2	58.0	56.0
Top Speed [km/h]	65.5	68.7	66.1	63.7	61.4	59.1	57.8
Avg. Dist. to Rail [m]	2.9	2.0	2.7	0.7	0.5	0.9	0.3
Avg. Stride Freq. [Hz]	2.2	2.5	2.4	2.3	2.3	2.3	2.3
Avg. Stride Length [m]	5.3	7.6	7.5	7.3	7.0	6.9	6.8



- [ ] Ranking at each section and finish
- .-.- No data available at this section
- NA No data available



Horse/Jockey Name	Sempreinte
Final Rank	3
Fastest Section Time (Section)	0:08.38 (Overall)
Top Speed [km/h] (Section)	68.5 (1200m)
Race State	Finished



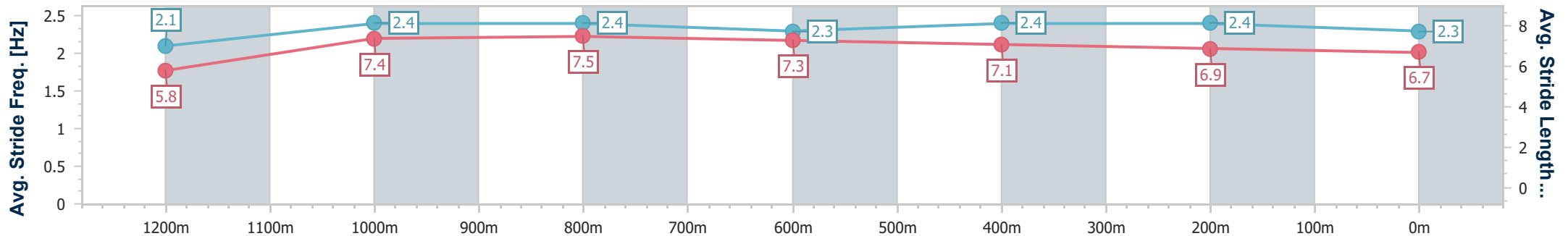
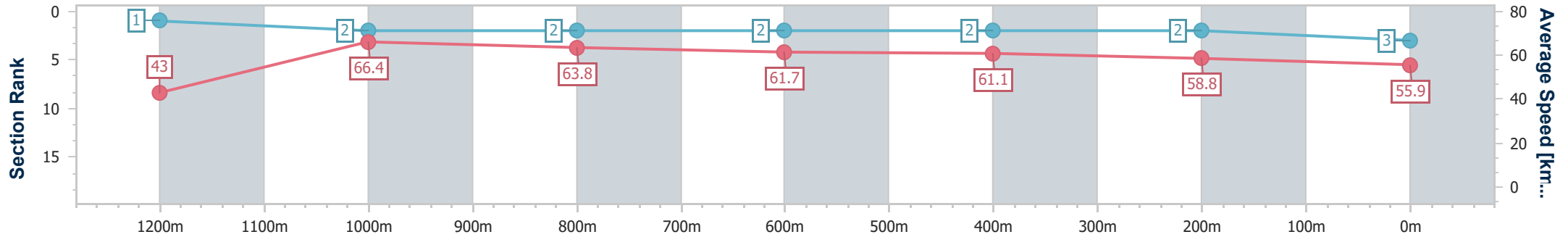
Toowoomba QLD Professional  
 Race 2: THE NUPTIALS - CONGRATULATIONS ANGELA & DARREN Colts, Geldings & Entires BENCHMARK 58 Handicap - 1300m



29 April 2023 - 17:10

Track Rating: Good 4 , Weather: Overcast, Rail Position: +2m Entire

Section	Overall	1200m	1000m	800m	600m	400m	200m
Section Times	1:19.27 [3] (0:08.38)	1:10.89 [1] (0:10.89)	1:00.00 [2] (0:11.28)	0:48.72 [2] (0:11.71)	0:37.01 [2] (0:11.81)	0:25.20 [2] (0:12.33)	0:12.87 [2] (0:12.87)
Average Speed [km/h]	43.0	66.4	63.8	61.7	61.1	58.8	55.9
Top Speed [km/h]	64.2	68.5	66.2	62.4	62.7	60.4	57.7
Avg. Dist. to Rail [m]	9.5	3.0	0.5	0.8	0.7	2.1	1.0
Avg. Stride Freq. [Hz]	2.1	2.4	2.4	2.3	2.4	2.4	2.3
Avg. Stride Length [m]	5.8	7.4	7.5	7.3	7.1	6.9	6.7



- [ ] Ranking at each section and finish
- .-.- No data available at this section
- NA No data available



Horse/Jockey Name	Bohemian Boom
Final Rank	4
Fastest Section Time (Section)	0:09.23 (Overall)
Top Speed [km/h] (Section)	66.0 (1200m)
Race State	Finished



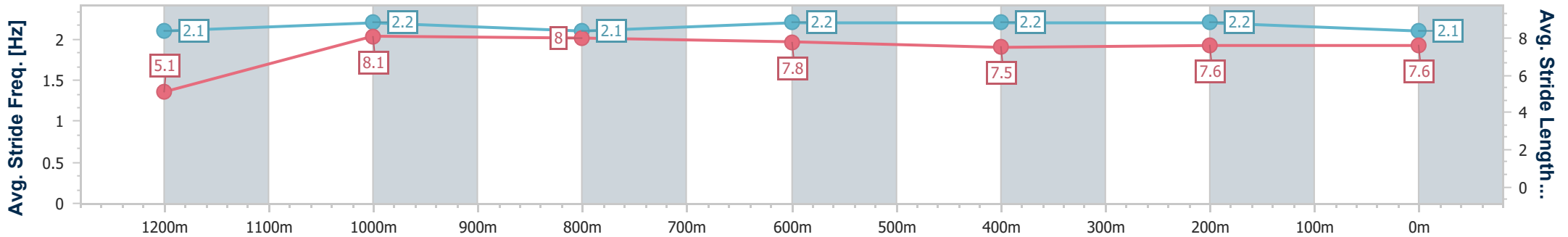
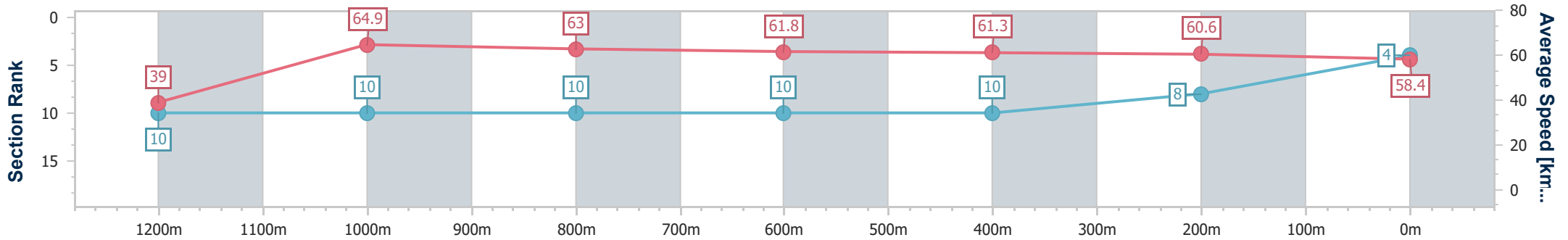
Toowoomba QLD Professional  
 Race 2: THE NUPTIALS - CONGRATULATIONS ANGELA & DARREN Colts, Geldings & Entires BENCHMARK 58 Handicap - 1300m



29 April 2023 - 17:10

Track Rating: Good 4 , Weather: Overcast, Rail Position: +2m Entire

Section	Overall	1200m	1000m	800m	600m	400m	200m
Section Times	1:19.30 [4] (0:09.23)	1:10.07 [10] (0:11.08)	0:58.99 [10] (0:11.32)	0:47.67 [10] (0:11.68)	0:35.99 [10] (0:11.77)	0:24.22 [10] (0:11.91)	0:12.31 [8]
Average Speed [km/h]	39.0	64.9	63.0	61.8	61.3	60.6	58.4
Top Speed [km/h]	62.0	66.0	65.1	63.7	63.5	61.6	59.6
Avg. Dist. to Rail [m]	2.5	3.1	3.2	1.0	0.3	0.8	0.5
Avg. Stride Freq. [Hz]	2.1	2.2	2.1	2.2	2.2	2.2	2.1
Avg. Stride Length [m]	5.1	8.1	8.0	7.8	7.5	7.6	7.6



- [ ] Ranking at each section and finish
- .-.- No data available at this section
- NA No data available



Horse/Jockey Name	Diacio
Final Rank	5
Fastest Section Time (Section)	0:08.59 (Overall)
Top Speed [km/h] (Section)	67.8 (1200m)
Race State	Finished



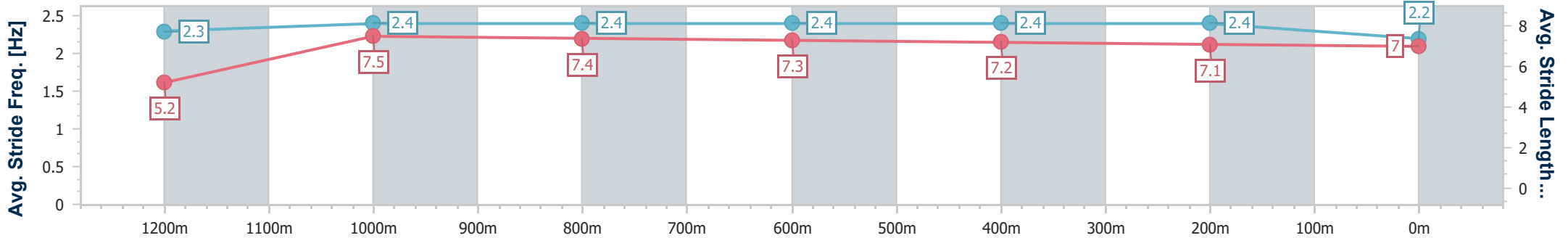
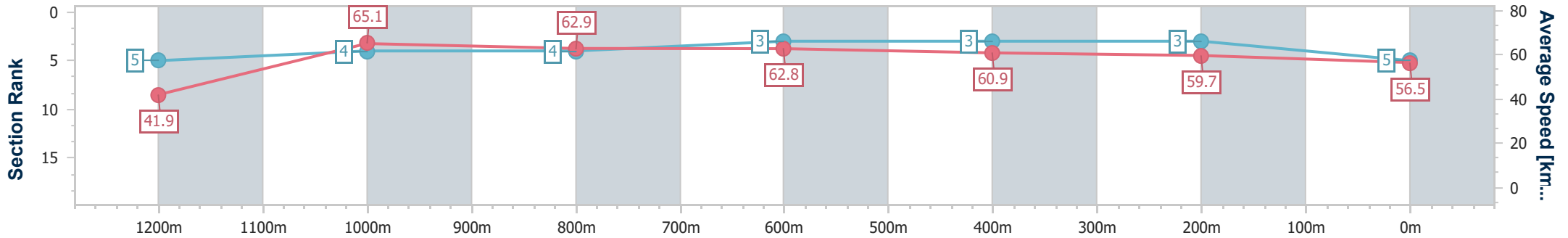
Toowoomba QLD Professional  
 Race 2: THE NUPTIALS - CONGRATULATIONS ANGELA & DARREN Colts, Geldings & Entires BENCHMARK 58 Handicap - 1300m



29 April 2023 - 17:10

Track Rating: Good 4 , Weather: Overcast, Rail Position: +2m Entire

Section	Overall	1200m	1000m	800m	600m	400m	200m
Section Times	1:19.31 [5] (0:08.59)	1:10.72 [5] (0:11.06)	0:59.66 [4] (0:11.53)	0:48.13 [4] (0:11.52)	0:36.61 [3] (0:11.82)	0:24.79 [3] (0:12.06)	0:12.73 [3] (0:12.73)
Average Speed [km/h]	41.9	65.1	62.9	62.8	60.9	59.7	56.5
Top Speed [km/h]	63.1	67.8	65.6	63.9	62.8	61.8	59.1
Avg. Dist. to Rail [m]	2.1	0.7	1.5	1.3	0.6	0.4	0.8
Avg. Stride Freq. [Hz]	2.3	2.4	2.4	2.4	2.4	2.4	2.2
Avg. Stride Length [m]	5.2	7.5	7.4	7.3	7.2	7.1	7.0



- [ ] Ranking at each section and finish
- .-.- No data available at this section
- NA No data available



Horse/Jockey Name	Avoca
Final Rank	6
Fastest Section Time (Section)	0:08.75 (Overall)
Top Speed [km/h] (Section)	65.9 (1200m)
Race State	Finished



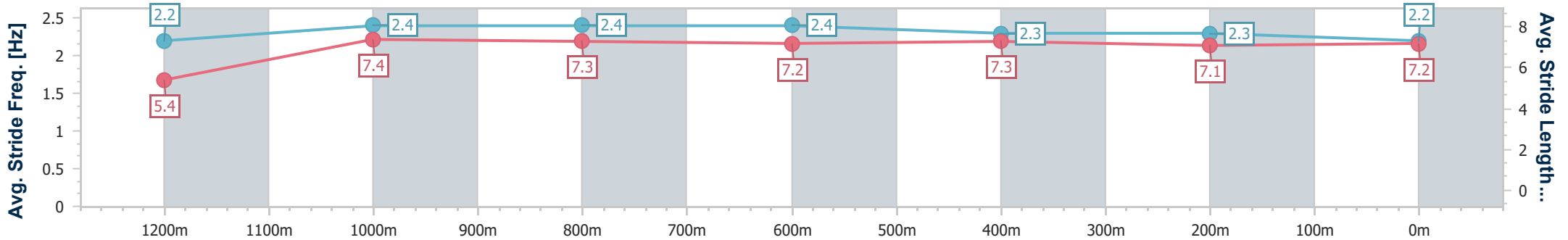
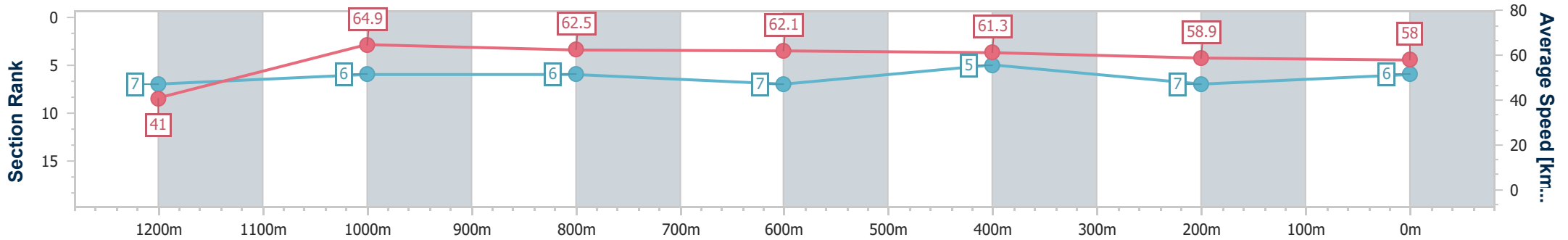
Toowoomba QLD Professional  
 Race 2: THE NUPTIALS - CONGRATULATIONS ANGELA & DARREN Colts, Geldings & Entires BENCHMARK 58 Handicap - 1300m



29 April 2023 - 17:10

Track Rating: Good 4 , Weather: Overcast, Rail Position: +2m Entire

Section	Overall	1200m	1000m	800m	600m	400m	200m
Section Times	1:19.34 [6] (0:08.75)	1:10.59 [7] (0:11.13)	0:59.46 [6] (0:11.55)	0:47.91 [6] (0:11.63)	0:36.28 [7] (0:11.70)	0:24.58 [5] (0:12.17)	0:12.41 [7] (0:12.41)
Average Speed [km/h]	41.0	64.9	62.5	62.1	61.3	58.9	58.0
Top Speed [km/h]	61.6	65.9	64.4	64.6	63.4	60.0	58.4
Avg. Dist. to Rail [m]	4.8	0.9	0.7	0.7	0.8	0.9	1.5
Avg. Stride Freq. [Hz]	2.2	2.4	2.4	2.4	2.3	2.3	2.2
Avg. Stride Length [m]	5.4	7.4	7.3	7.2	7.3	7.1	7.2



- [ ] Ranking at each section and finish
- .-.- No data available at this section
- NA No data available





Horse/Jockey Name	Brave Enough
Final Rank	7
Fastest Section Time (Section)	0:08.87 (Overall)
Top Speed [km/h] (Section)	65.7 (1200m)
Race State	Finished



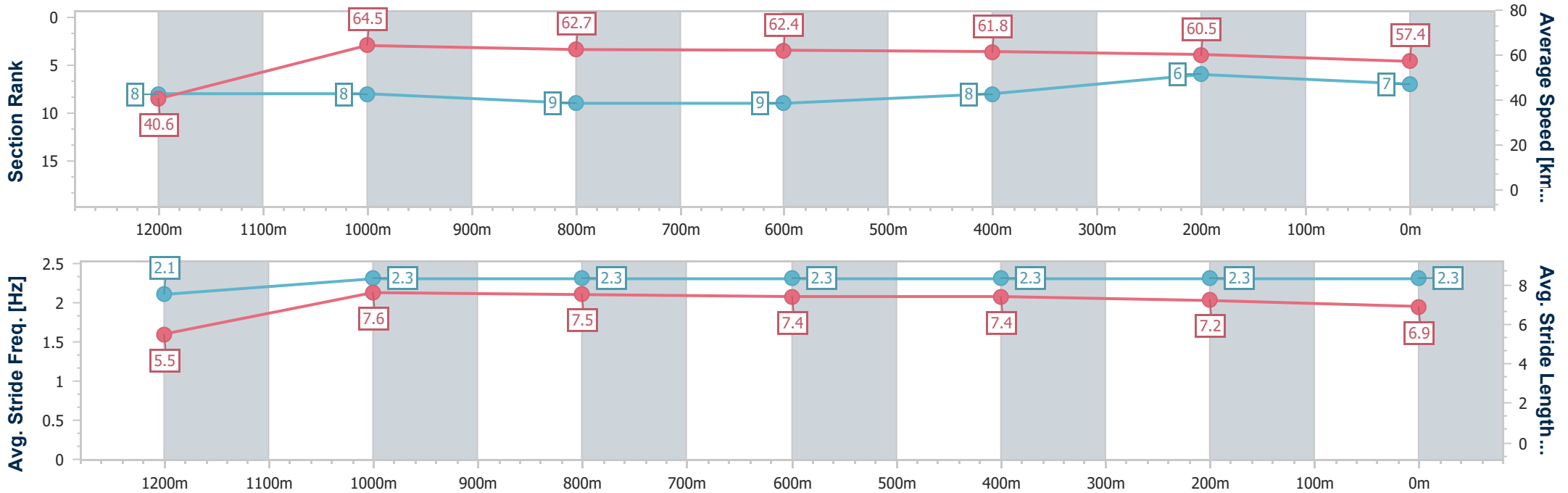
Toowoomba QLD Professional  
 Race 2: THE NUPTIALS - CONGRATULATIONS ANGELA & DARREN Colts, Geldings & Entires BENCHMARK 58 Handicap - 1300m



29 April 2023 - 17:10

Track Rating: Good 4 , Weather: Overcast, Rail Position: +2m Entire

Section	Overall	1200m	1000m	800m	600m	400m	200m
Section Times	1:19.41 [7] (0:08.87)	1:10.54 [8] (0:11.19)	0:59.35 [8] (0:11.56)	0:47.79 [9] (0:11.61)	0:36.18 [9] (0:11.69)	0:24.49 [8] (0:11.97)	0:12.52 [6] (0:12.52)
Average Speed [km/h]	40.6	64.5	62.7	62.4	61.8	60.5	57.4
Top Speed [km/h]	60.4	65.7	65.7	64.2	62.6	61.5	58.6
Avg. Dist. to Rail [m]	8.1	2.6	1.9	2.0	0.7	1.7	2.7
Avg. Stride Freq. [Hz]	2.1	2.3	2.3	2.3	2.3	2.3	2.3
Avg. Stride Length [m]	5.5	7.6	7.5	7.4	7.4	7.2	6.9



- [ ] Ranking at each section and finish
- .-.- No data available at this section
- NA No data available



Horse/Jockey Name	Start Strutting
Final Rank	8
Fastest Section Time (Section)	0:09.01 (Overall)
Top Speed [km/h] (Section)	67.1 (1200m)
Race State	Finished



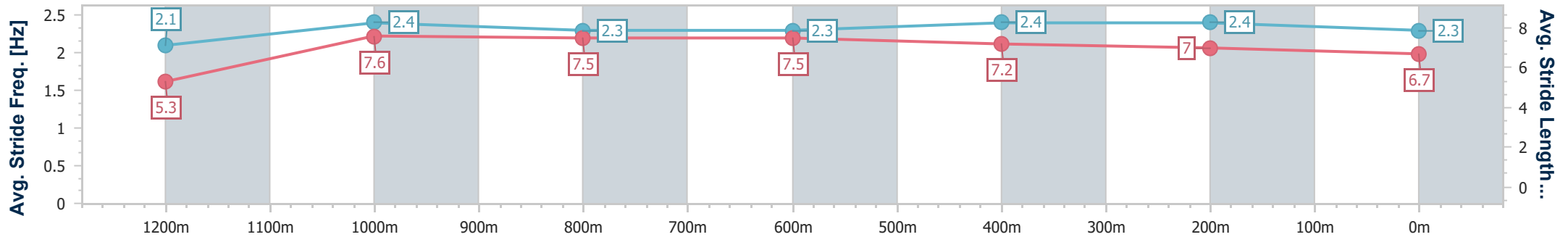
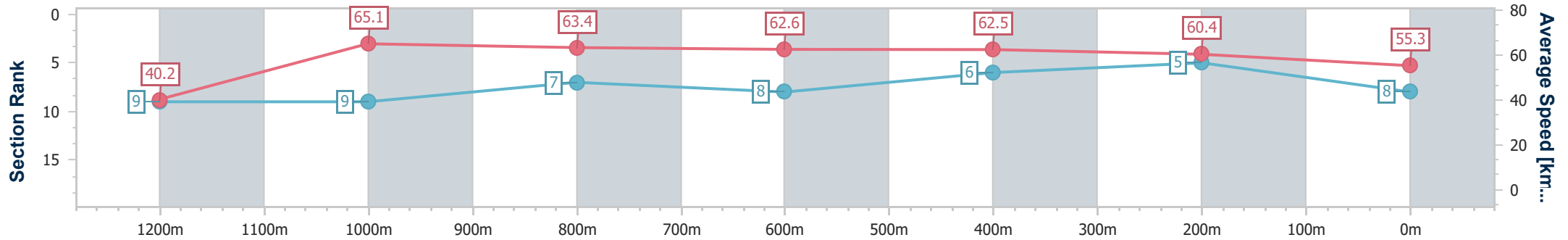
Toowoomba QLD Professional  
 Race 2: THE NUPTIALS - CONGRATULATIONS ANGELA & DARREN Colts, Geldings & Entires BENCHMARK 58 Handicap - 1300m



29 April 2023 - 17:10

Track Rating: Good 4 , Weather: Overcast, Rail Position: +2m Entire

Section	Overall	1200m	1000m	800m	600m	400m	200m
Section Times	1:19.75 [8] (0:09.01)	1:10.74 [9] (0:11.06)	0:59.68 [9] (0:11.44)	0:48.24 [7] (0:11.59)	0:36.65 [8] (0:11.69)	0:24.96 [6] (0:11.95)	0:13.01 [5] (0:13.01)
Average Speed [km/h]	40.2	65.1	63.4	62.6	62.5	60.4	55.3
Top Speed [km/h]	59.8	67.1	64.9	64.1	64.2	62.3	58.5
Avg. Dist. to Rail [m]	9.4	1.8	1.8	2.5	2.8	1.2	3.6
Avg. Stride Freq. [Hz]	2.1	2.4	2.3	2.3	2.4	2.4	2.3
Avg. Stride Length [m]	5.3	7.6	7.5	7.5	7.2	7.0	6.7



- [ ] Ranking at each section and finish
- .-.- No data available at this section
- NA No data available



Horse/Jockey Name	Tuscan Leather
Final Rank	9
Fastest Section Time (Section)	0:08.60 (Overall)
Top Speed [km/h] (Section)	65.3 (1200m)
Race State	Finished



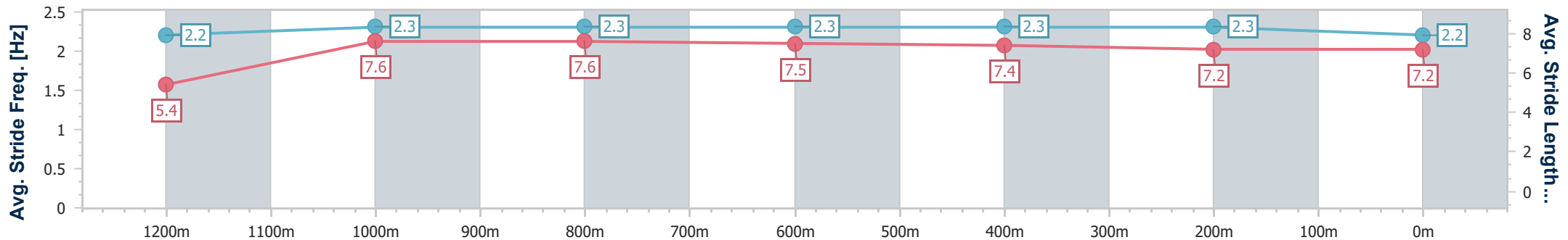
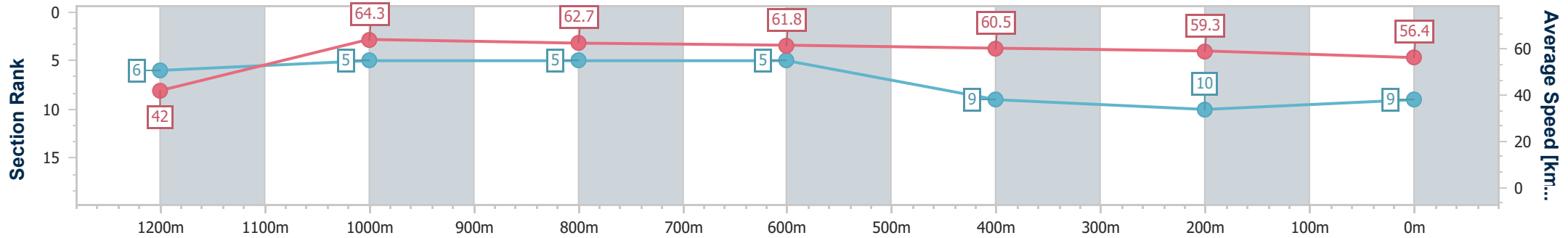
Toowoomba QLD Professional  
 Race 2: THE NUPTIALS - CONGRATULATIONS ANGELA & DARREN Colts, Geldings & Entires BENCHMARK 58 Handicap - 1300m



29 April 2023 - 17:10

Track Rating: Good 4 , Weather: Overcast, Rail Position: +2m Entire

Section	Overall	1200m	1000m	800m	600m	400m	200m
Section Times	1:19.98 [9] (0:08.60)	1:11.38 [6] (0:11.22)	1:00.16 [5] (0:11.54)	0:48.62 [5] (0:11.68)	0:36.94 [5] (0:11.94)	0:25.00 [9] (0:12.27)	0:12.73 [10] (0:12.73)
Average Speed [km/h]	42.0	64.3	62.7	61.8	60.5	59.3	56.4
Top Speed [km/h]	63.1	65.3	63.9	62.6	61.5	60.1	57.9
Avg. Dist. to Rail [m]	6.7	2.1	1.5	0.7	0.7	3.1	4.5
Avg. Stride Freq. [Hz]	2.2	2.3	2.3	2.3	2.3	2.3	2.2
Avg. Stride Length [m]	5.4	7.6	7.6	7.5	7.4	7.2	7.2



- [ ] Ranking at each section and finish
- .-.- No data available at this section
- NA No data available



Horse/Jockey Name	Outlaw Josey Wales
Final Rank	10
Fastest Section Time (Section)	0:08.58 (Overall)
Top Speed [km/h] (Section)	65.7 (800m)
Race State	Finished



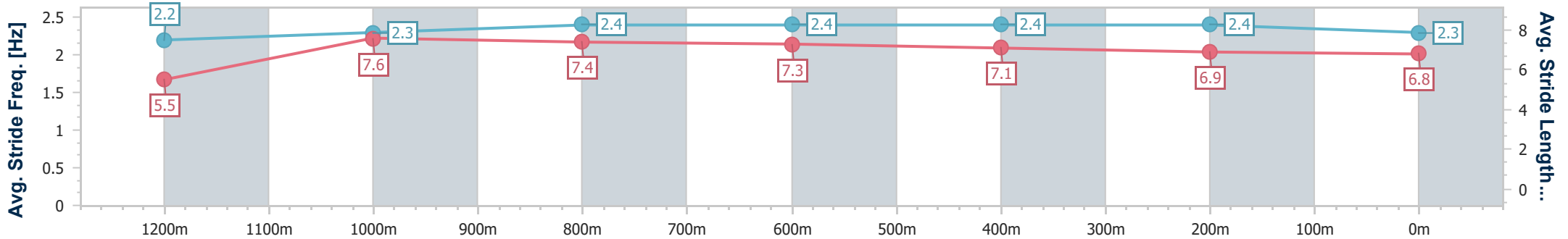
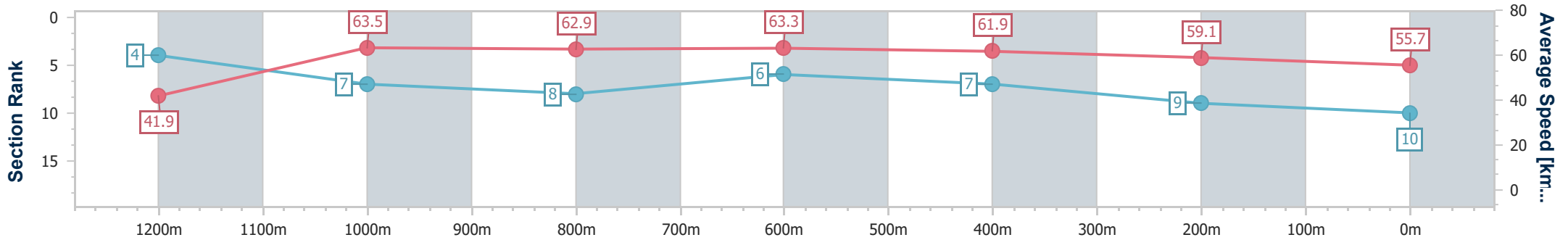
Toowoomba QLD Professional  
 Race 2: THE NUPTIALS - CONGRATULATIONS ANGELA & DARREN Colts, Geldings & Entires BENCHMARK 58 Handicap - 1300m



29 April 2023 - 17:10

Track Rating: Good 4 , Weather: Overcast, Rail Position: +2m Entire

Section	Overall	1200m	1000m	800m	600m	400m	200m
Section Times	1:20.00 [10] (0:08.58)	1:11.42 [4] (0:11.36)	1:00.06 [7] (0:11.58)	0:48.48 [8] (0:11.52)	0:36.96 [6] (0:11.77)	0:25.19 [7] (0:12.30)	0:12.89 [9] (0:12.89)
Average Speed [km/h]	41.9	63.5	62.9	63.3	61.9	59.1	55.7
Top Speed [km/h]	62.1	65.2	64.4	65.7	62.9	61.1	56.8
Avg. Dist. to Rail [m]	8.5	2.8	2.8	3.5	2.7	2.7	1.5
Avg. Stride Freq. [Hz]	2.2	2.3	2.4	2.4	2.4	2.4	2.3
Avg. Stride Length [m]	5.5	7.6	7.4	7.3	7.1	6.9	6.8



- [ ] Ranking at each section and finish
- .-.- No data available at this section
- NA No data available