



Eagle Farm QLD Professional

Race 7: CASCADE BENCHMARK 85 Handicap - 1400m

29 April 2023 - 15:07



BRISBANE
RACING CLUB

Track Rating: Good 4, Weather: Fine, Rail Position: +5m Entire Course

Section												Last 600m	
Field Times												0:35.43	
					Overall	1200m	1000m	800m	600m	400m			
					1:23.56 (0:13.86)	1:09.70 (0:11.11)	0:58.59 (0:11.53)	0:47.06 (0:11.63)	0:35.43 (0:11.56)	0:23.87 (0:11.53)			
Rank	TAB	Horse/Jockey	Barrier	Top Speed [km/h]	Fastest Section							Distance Travelled [m]	
1	6	ANTINO James Orman	10	67.9 400m	0:10.77 400m	1:23.56 [1] (0:14.22)	1:09.34 [7] (0:11.69)	0:57.65 [8] (0:11.94)	0:45.71 [8] (0:11.70)	0:34.01 [9] (0:11.26)	0:22.75 [8] (0:10.77)	0:34.01	
2	8	SUBSTANTIAL Ryan Maloney	2	65.6 400m	0:11.27 400m	1:23.72 [2] (0:14.08)	1:09.64 [6] (0:11.33)	0:58.31 [5] (0:11.77)	0:46.54 [5] (0:11.68)	0:34.86 [5] (0:11.49)	0:23.37 [5] (0:11.27)	0:34.86	-6
3	13	NATIONAL CHOICE Mark Du Plessis	3	66.0 1200m	0:11.24 1200m	1:23.76 [3] (0:13.99)	1:09.77 [4] (0:11.24)	0:58.53 [4] (0:11.58)	0:46.95 [4] (0:11.74)	0:35.21 [4] (0:11.57)	0:23.64 [3] (0:11.37)	0:35.21	-3
4	15	THE DROVER Nikita Beriman	1	66.2 1200m	0:11.11 1200m	1:23.83 [4] (0:13.86)	1:09.97 [1] (0:11.11)	0:58.86 [1] (0:11.53)	0:47.33 [1] (0:11.66)	0:35.67 [2] (0:11.53)	0:24.14 [1] (0:11.53)	0:35.67	-7
5	2	LEGAL ESPRIT Marnu Potgieter	9	65.6 Overall	0:11.21 1200m	1:23.90 [5] (0:13.86)	1:10.04 [2] (0:11.21)	0:58.83 [2] (0:11.46)	0:47.37 [2] (0:11.60)	0:35.77 [1] (0:11.65)	0:24.12 [2] (0:11.51)	0:35.77	-1
6	3	PALLADAS Angela Jones	5	65.9 400m	0:11.27 600m	1:24.07 [6] (0:14.21)	1:09.86 [7] (0:11.44)	0:58.42 [7] (0:11.92)	0:46.50 [7] (0:11.65)	0:34.85 [7] (0:11.27)	0:23.58 [7] (0:11.31)	0:34.85	-6
7	9	ARCTIC THUNDER Chad Schofield	6	65.8 600m	0:11.28 600m	1:24.17 [7] (0:14.45)	1:09.72 [9] (0:11.61)	0:58.11 [9] (0:11.91)	0:46.20 [9] (0:11.61)	0:34.59 [8] (0:11.28)	0:23.31 [9] (0:11.30)	0:34.59	-5
8	4	BOTTEGA Nash Rawiller	12	66.0 400m	0:11.15 400m	1:24.30 [8] (0:14.51)	1:09.79 [11] (0:11.63)	0:58.16 [10] (0:11.95)	0:46.21 [11] (0:11.61)	0:34.60 [10] (0:11.33)	0:23.27 [11] (0:11.15)	0:34.60	-5
9	5	VIRAL Jaden Lloyd	13	65.9 1200m	0:11.21 1200m	1:24.53 [9] (0:13.98)	1:10.55 [3] (0:11.21)	0:59.34 [3] (0:11.52)	0:47.82 [3] (0:11.78)	0:36.04 [3] (0:11.75)	0:24.29 [4] (0:11.46)	0:36.04	+3
10	11	DRIVE A DEEL Ben Thompson	4	65.1 600m	0:11.34 600m	1:24.56 [10] (0:14.07)	1:10.49 [5] (0:11.57)	0:58.92 [6] (0:11.86)	0:47.06 [6] (0:11.73)	0:35.33 [6] (0:11.34)	0:23.99 [6] (0:11.44)	0:35.33	-2

Scratched: Manhood (#10)

Report Created: Sat 29 April 2023 15:24 GMT+10 (Note: Timing is based on position data)

Page 1/18

[] Ranking at each section and finish
 -:-:- No data available at this section
 NA No data available

SCN Saddle cloth number
 DNF Did not finish
 DNT Did not track

data processed by TRIPLESDATA



Eagle Farm QLD Professional

Race 7: CASCADE BENCHMARK 85 Handicap - 1400m

29 April 2023 - 15:07



BRISBANE
RACING CLUB

Track Rating: Good 4, Weather: Fine, Rail Position: +5m Entire Course

Section	Overall	1200m	1000m	800m	600m	400m	Last 600m
Field Times	1:23.56 (0:13.86)	1:09.70 (0:11.11)	0:58.59 (0:11.53)	0:47.06 (0:11.63)	0:35.43 (0:11.56)	0:23.87 (0:11.53)	0:35.43

Rank	TAB	Horse/Jockey	Barrier	Top Speed [km/h]	Fastest Section	Overall	1200m	1000m	800m	600m	400m	Last 600m	Distance Travelled [m]
11	1	JETTY Boris Thornton	14	65.5 600m	0:11.28 400m	1:24.79 [11] (0:14.48)	1:10.31 [10] (0:11.67)	0:58.64 [11] (0:11.91)	0:46.73 [10] (0:11.64)	0:35.09 [11] (0:11.29)	0:23.80 [10] (0:11.28)	0:35.09	-1
12	14	PATTON Samantha Collett	11	65.6 400m	0:11.16 400m	1:24.87 [12] (0:14.98)	1:09.89 [13] (0:11.63)	0:58.26 [13] (0:11.92)	0:46.34 [13] (0:11.58)	0:34.76 [13] (0:11.33)	0:23.43 [14] (0:11.16)	0:34.76	-3
13	12	SLOW HANDS Taylor Marshall	7	65.6 400m	0:11.26 400m	1:25.01 [13] (0:14.70)	1:10.31 [12] (0:11.73)	0:58.58 [12] (0:11.93)	0:46.65 [12] (0:11.55)	0:35.10 [12] (0:11.44)	0:23.66 [13] (0:11.26)	0:35.10	-3
14	7	MORETHANUMBERONE Jag Guthmann-Chester	8	65.6 600m	0:11.11 600m	1:25.35 [14] (0:15.01)	1:10.34 [14] (0:11.55)	0:58.79 [14] (0:11.88)	0:46.91 [14] (0:11.56)	0:35.35 [14] (0:11.11)	0:24.24 [12] (0:11.47)	0:35.35	-12

Scratched: Manhood (#10)



Eagle Farm QLD Professional

Race 7: CASCADE BENCHMARK 85 Handicap - 1400m

29 April 2023 - 15:07



BRISBANE
RACING CLUB

Track Rating: Good 4, Weather: Fine, Rail Position: +5m Entire Course

Section							200m			Last 600m
Field Times							0:12.34			0:35.43
							(0:12.34)			
Rank	TAB	Horse/Jockey	Barrier	Top Speed [km/h]	Fastest Section	Margin			Distance Travelled [m]	
1	6	ANTINO James Orman	10	67.9 400m	0:10.77 400m	0:11.98 [3] (0:11.98)	1:23.56		0:34.01	
2	8	SUBSTANTIAL Ryan Maloney	2	65.6 400m	0:11.27 400m	0:12.10 [5] (0:12.10)	0.94L		0:34.86 -6	
3	13	NATIONAL CHOICE Mark Du Plessis	3	66.0 1200m	0:11.24 1200m	0:12.27 [4] (0:12.27)	1.17L		0:35.21 -3	
4	15	THE DROVER Nikita Beriman	1	66.2 1200m	0:11.11 1200m	0:12.61 [1] (0:12.61)	1.6L		0:35.67 -7	
5	2	LEGAL ESPRIT Marnu Potgieter	9	65.6 Overall	0:11.21 1200m	0:12.61 [2] (0:12.61)	2L		0:35.77 -1	
6	3	PALLADAS Angela Jones	5	65.9 400m	0:11.27 600m	0:12.27 [7] (0:12.27)	2.98L		0:34.85 -6	
7	9	ARCTIC THUNDER Chad Schofield	6	65.8 600m	0:11.28 600m	0:12.01 [9] (0:12.01)	3.57L		0:34.59 -5	
8	4	BOTTEGA Nash Rawiller	12	66.0 400m	0:11.15 400m	0:12.12 [10] (0:12.12)	4.34L		0:34.60 -5	
9	5	VIRAL Jaden Lloyd	13	65.9 1200m	0:11.21 1200m	0:12.83 [6] (0:12.83)	5.73L		0:36.04 +3	
10	11	DRIVE A DEEL Ben Thompson	4	65.1 600m	0:11.34 600m	0:12.55 [8] (0:12.55)	5.88L		0:35.33 -2	

Scratched: Manhood (#10)

Report Created: Sat 29 April 2023 15:24 GMT+10 (Note: Timing is based on position data)

Page 3/18

[] Ranking at each section and finish
 -:-:- No data available at this section
 NA No data available

SCN Saddle cloth number
 DNF Did not finish
 DNT Did not track

data processed by  TRIPLESDATA



Eagle Farm QLD Professional
Race 7: CASCADE BENCHMARK 85 Handicap - 1400m
29 April 2023 - 15:07



Track Rating: Good 4, Weather: Fine, Rail Position: +5m Entire Course

Section				200m				Last 600m	
Field Times				0:12.34 (0:12.34)				0:35.43	
Rank	TAB Horse/Jockey	Barrier	Top Speed [km/h]	Fastest Section	Margin				Distance Travelled [m]
11	1 JETTY Boris Thornton	14	65.5 600m	0:11.28 400m	0:12.52 [11] (0:12.52)	7.23L		0:35.09	-1
12	14 PATTON Samantha Collett	11	65.6 400m	0:11.16 400m	0:12.27 [13] (0:12.27)	7.7L		0:34.76	-3
13	12 SLOW HANDS Taylor Marshall	7	65.6 400m	0:11.26 400m	0:12.40 [12] (0:12.40)	8.54L		0:35.10	-3
14	7 MORETHANUMBERONE Jag Guthmann-Chester	8	65.6 600m	0:11.11 600m	0:12.77 [14] (0:12.77)	10.5L		0:35.35	-12

Scratched: Manhood (#10)

[] Ranking at each section and finish
 -:-:-:- No data available at this section
 NA No data available

SCN Saddle cloth number
 DNF Did not finish
 DNT Did not track



Horse/Jockey Name	Antino
Final Rank	1
Fastest Section Time (Section)	0:10.77 (400m)
Top Speed [km/h] (Section)	67.9 (400m)
Race State	Finished



Eagle Farm QLD Professional

Race 7: CASCADE BENCHMARK 85 Handicap - 1400m

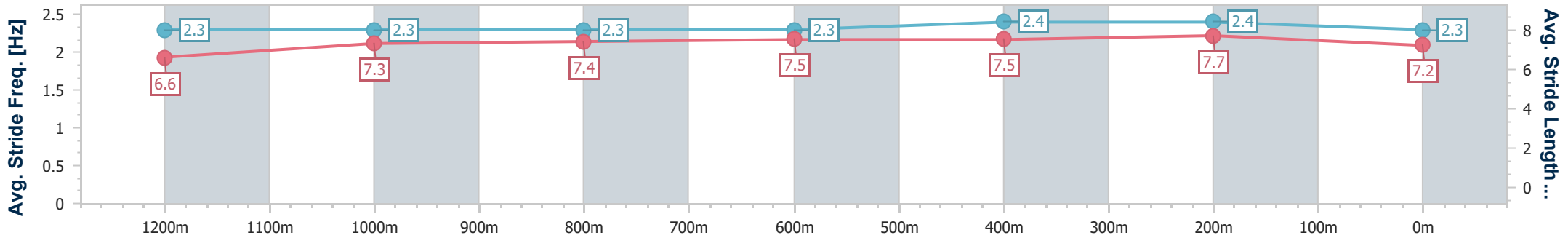
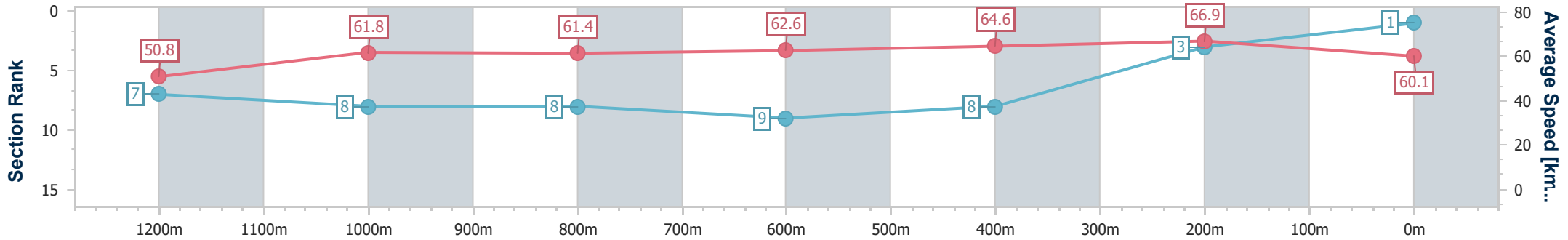
29 April 2023 - 15:07

Track Rating: Good 4, Weather: Fine, Rail Position: +5m Entire Course



BRISBANE RACING CLUB

Section	Overall	1200m	1000m	800m	600m	400m	200m
Section Times	1:23.56 [1] (0:14.22)	1:09.34 [7] (0:11.69)	0:57.65 [8] (0:11.94)	0:45.71 [8] (0:11.70)	0:34.01 [9] (0:11.26)	0:22.75 [8] (0:10.77)	0:11.98 [3] (0:11.98)
Average Speed [km/h]	50.8	61.8	61.4	62.6	64.6	66.9	60.1
Top Speed [km/h]	62.3	63.7	62.5	63.4	66.5	67.9	64.6
Avg. Dist. to Rail [m]	6.5	4.1	3.5	3.9	2.4	6.0	6.6
Avg. Stride Freq. [Hz]	2.3	2.3	2.3	2.3	2.4	2.4	2.3
Avg. Stride Length [m]	6.6	7.3	7.4	7.5	7.5	7.7	7.2



- [] Ranking at each section and finish
- .-.- No data available at this section
- NA No data available



Horse/Jockey Name	Substantial
Final Rank	2
Fastest Section Time (Section)	0:11.27 (400m)
Top Speed [km/h] (Section)	65.6 (400m)
Race State	Finished



Eagle Farm QLD Professional

Race 7: CASCADE BENCHMARK 85 Handicap - 1400m

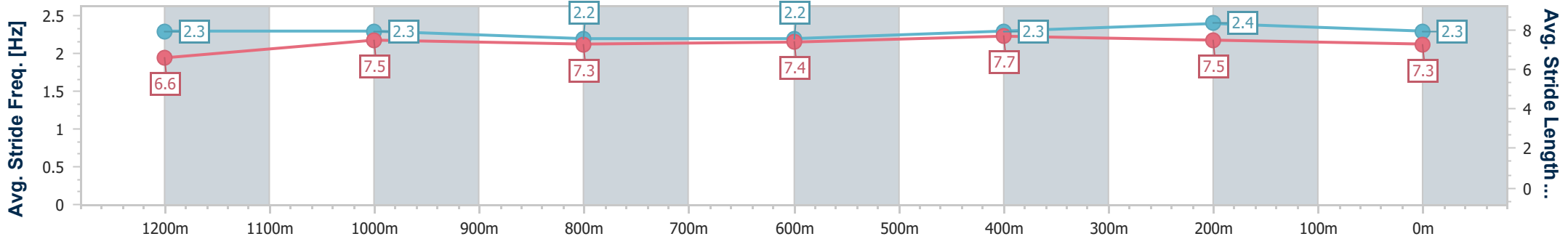
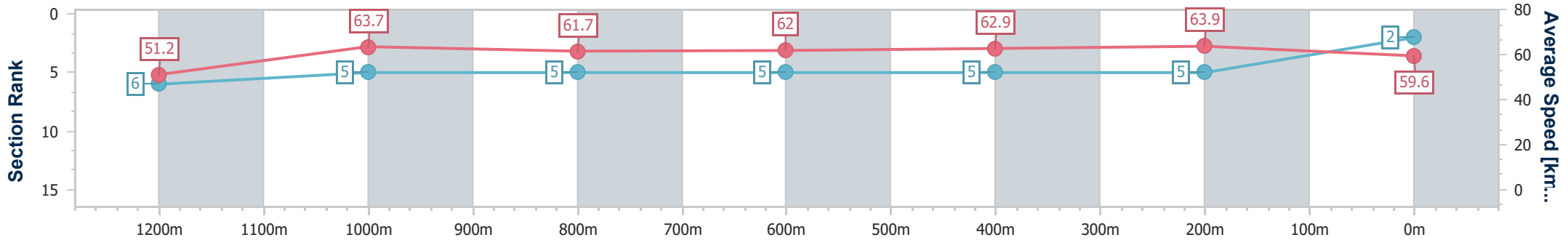
29 April 2023 - 15:07

Track Rating: Good 4, Weather: Fine, Rail Position: +5m Entire Course



BRISBANE RACING CLUB

Section	Overall	1200m	1000m	800m	600m	400m	200m
Section Times	1:23.72 [2] (0:14.08)	1:09.64 [6] (0:11.33)	0:58.31 [5] (0:11.77)	0:46.54 [5] (0:11.68)	0:34.86 [5] (0:11.49)	0:23.37 [5] (0:11.27)	0:12.10 [5] (0:12.10)
Average Speed [km/h]	51.2	63.7	61.7	62.0	62.9	63.9	59.6
Top Speed [km/h]	64.6	65.3	62.5	62.5	65.1	65.6	62.2
Avg. Dist. to Rail [m]	1.2	1.7	1.7	1.1	1.1	4.9	5.5
Avg. Stride Freq. [Hz]	2.3	2.3	2.2	2.2	2.3	2.4	2.3
Avg. Stride Length [m]	6.6	7.5	7.3	7.4	7.7	7.5	7.3



- [] Ranking at each section and finish
- .-.- No data available at this section
- NA No data available



Horse/Jockey Name	National Choice
Final Rank	3
Fastest Section Time (Section)	0:11.24 (1200m)
Top Speed [km/h] (Section)	66.0 (1200m)
Race State	Finished



Eagle Farm QLD Professional

Race 7: CASCADE BENCHMARK 85 Handicap - 1400m

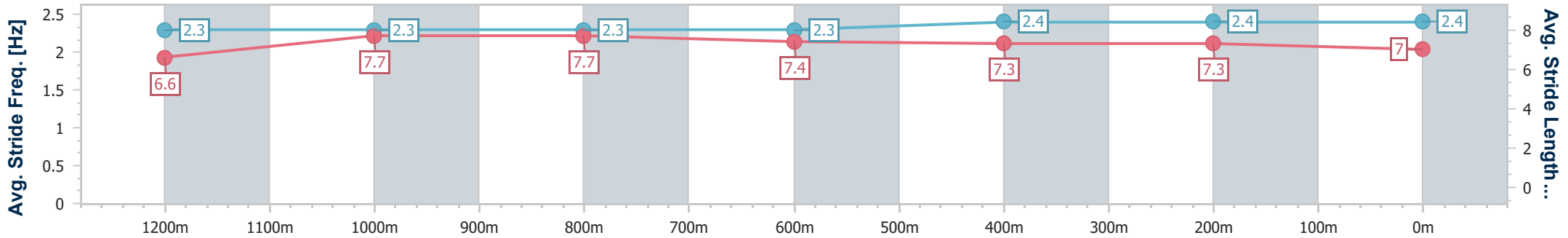
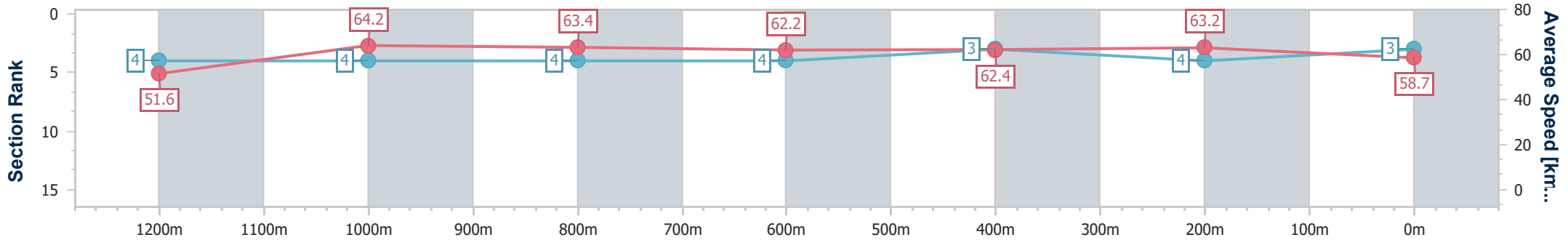
29 April 2023 - 15:07

Track Rating: Good 4, Weather: Fine, Rail Position: +5m Entire Course



BRISBANE RACING CLUB

Section	Overall	1200m	1000m	800m	600m	400m	200m
Section Times	1:23.76 [3] (0:13.99)	1:09.77 [4] (0:11.24)	0:58.53 [4] (0:11.58)	0:46.95 [4] (0:11.74)	0:35.21 [4] (0:11.57)	0:23.64 [3] (0:11.37)	0:12.27 [4] (0:12.27)
Average Speed [km/h]	51.6	64.2	63.4	62.2	62.4	63.2	58.7
Top Speed [km/h]	65.8	66.0	63.8	62.9	63.9	64.5	63.1
Avg. Dist. to Rail [m]	1.9	3.3	3.7	3.2	0.6	0.8	1.0
Avg. Stride Freq. [Hz]	2.3	2.3	2.3	2.3	2.4	2.4	2.4
Avg. Stride Length [m]	6.6	7.7	7.7	7.4	7.3	7.3	7.0



- [] Ranking at each section and finish
- .-.- No data available at this section
- NA No data available



Horse/Jockey Name	The Drover
Final Rank	4
Fastest Section Time (Section)	0:11.11 (1200m)
Top Speed [km/h] (Section)	66.2 (1200m)
Race State	Finished



Eagle Farm QLD Professional

Race 7: CASCADE BENCHMARK 85 Handicap - 1400m

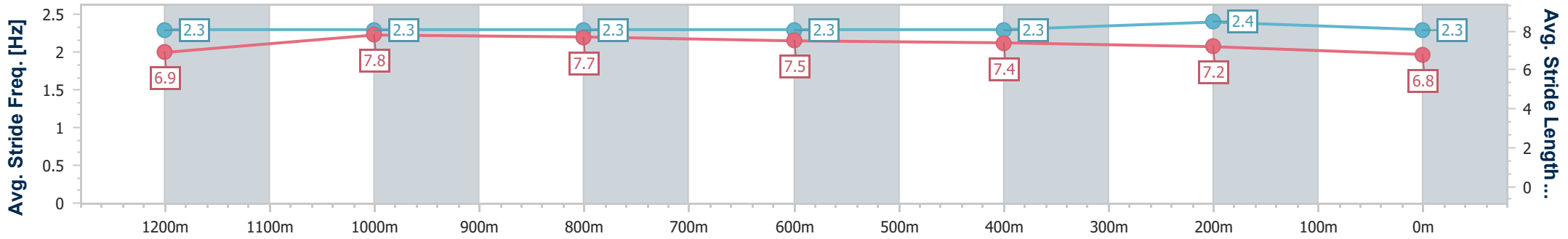
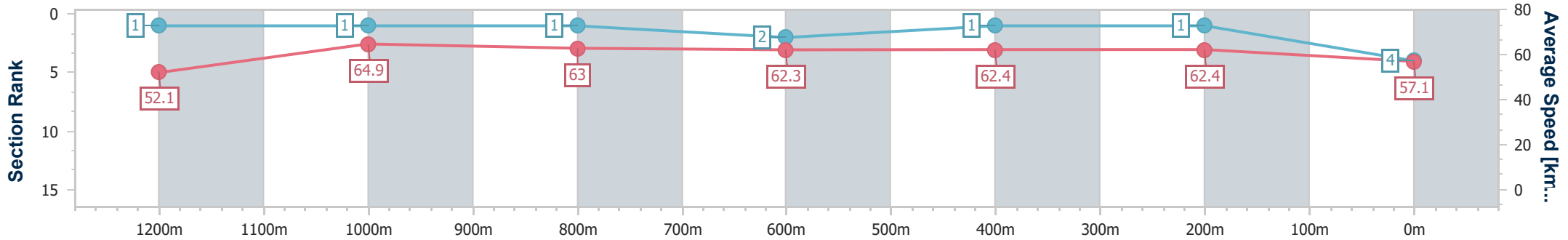
29 April 2023 - 15:07

Track Rating: Good 4, Weather: Fine, Rail Position: +5m Entire Course



BRISBANE RACING CLUB

Section	Overall	1200m	1000m	800m	600m	400m	200m
Section Times	1:23.83 [4] (0:13.86)	1:09.97 [1] (0:11.11)	0:58.86 [1] (0:11.53)	0:47.33 [1] (0:11.66)	0:35.67 [2] (0:11.53)	0:24.14 [1] (0:11.53)	0:12.61 [1] (0:12.61)
Average Speed [km/h]	52.1	64.9	63.0	62.3	62.4	62.4	57.1
Top Speed [km/h]	65.8	66.2	63.6	63.0	63.8	64.1	60.5
Avg. Dist. to Rail [m]	0.7	1.6	2.1	1.9	0.6	0.7	2.1
Avg. Stride Freq. [Hz]	2.3	2.3	2.3	2.3	2.3	2.4	2.3
Avg. Stride Length [m]	6.9	7.8	7.7	7.5	7.4	7.2	6.8



- [] Ranking at each section and finish
- .-.- No data available at this section
- NA No data available



Horse/Jockey Name	Legal Esprit
Final Rank	5
Fastest Section Time (Section)	0:11.21 (1200m)
Top Speed [km/h] (Section)	65.6 (Overall)
Race State	Finished



Eagle Farm QLD Professional

Race 7: CASCADE BENCHMARK 85 Handicap - 1400m

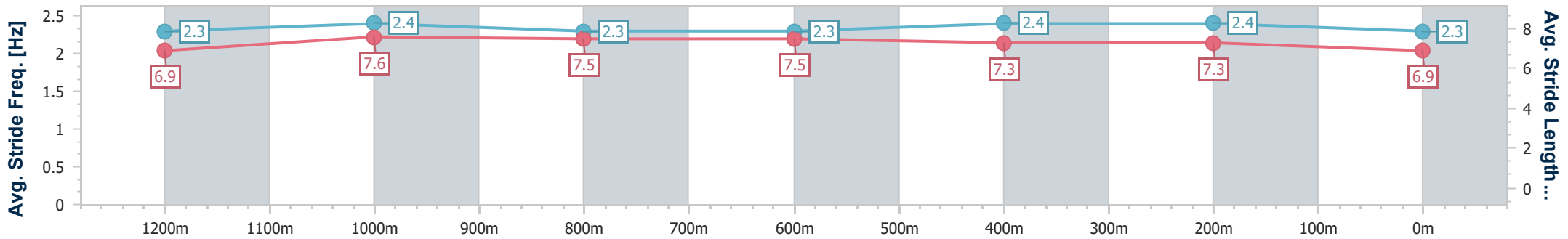
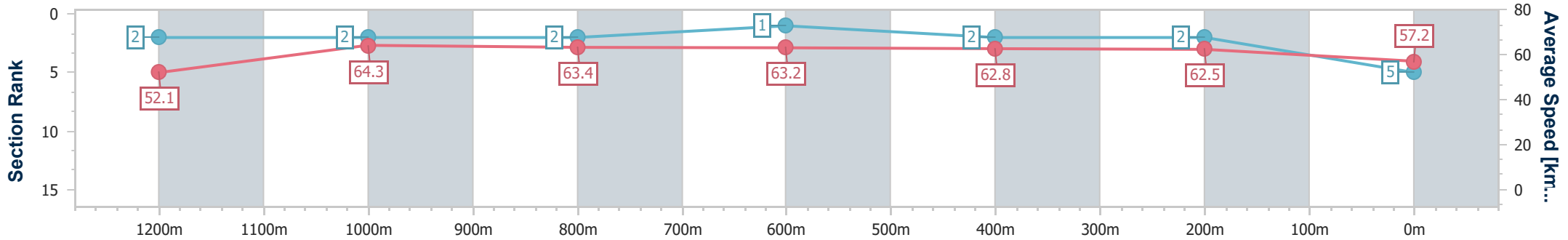
29 April 2023 - 15:07

Track Rating: Good 4, Weather: Fine, Rail Position: +5m Entire Course



BRISBANE RACING CLUB

Section	Overall	1200m	1000m	800m	600m	400m	200m
Section Times	1:23.90 [5] (0:13.86)	1:10.04 [2] (0:11.21)	0:58.83 [2] (0:11.46)	0:47.37 [2] (0:11.60)	0:35.77 [1] (0:11.65)	0:24.12 [2] (0:11.51)	0:12.61 [2] (0:12.61)
Average Speed [km/h]	52.1	64.3	63.4	63.2	62.8	62.5	57.2
Top Speed [km/h]	65.6	65.6	64.0	64.4	64.1	64.1	60.3
Avg. Dist. to Rail [m]	4.4	2.2	2.1	3.6	3.3	4.7	4.6
Avg. Stride Freq. [Hz]	2.3	2.4	2.3	2.3	2.4	2.4	2.3
Avg. Stride Length [m]	6.9	7.6	7.5	7.5	7.3	7.3	6.9



- [] Ranking at each section and finish
- .-.- No data available at this section
- NA No data available



Horse/Jockey Name	Palladas
Final Rank	6
Fastest Section Time (Section)	0:11.27 (600m)
Top Speed [km/h] (Section)	65.9 (400m)
Race State	Finished



Eagle Farm QLD Professional

Race 7: CASCADE BENCHMARK 85 Handicap - 1400m

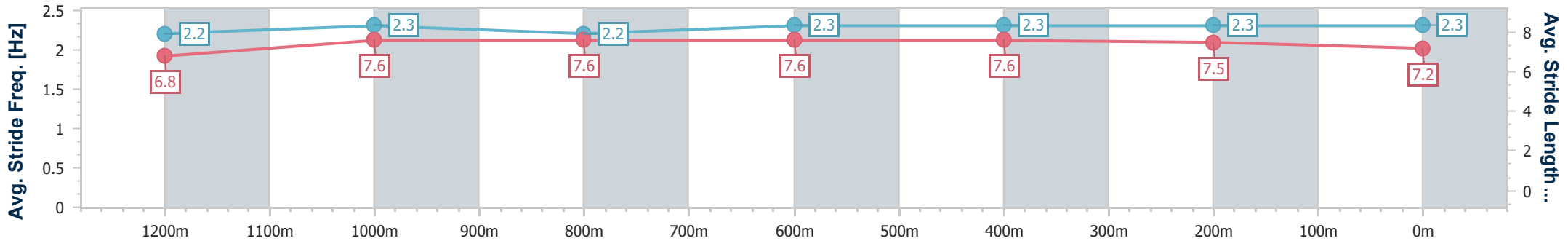
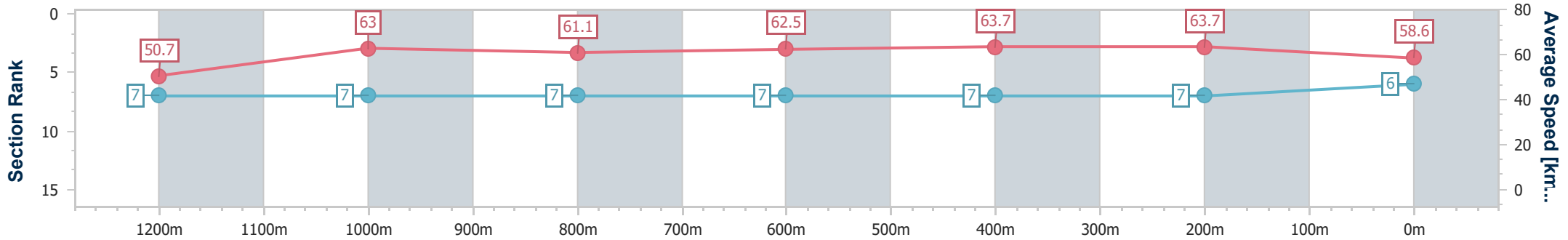
29 April 2023 - 15:07

Track Rating: Good 4, Weather: Fine, Rail Position: +5m Entire Course



BRISBANE RACING CLUB

Section	Overall	1200m	1000m	800m	600m	400m	200m
Section Times	1:24.07 [6] (0:14.21)	1:09.86 [7] (0:11.44)	0:58.42 [7] (0:11.92)	0:46.50 [7] (0:11.65)	0:34.85 [7] (0:11.27)	0:23.58 [7] (0:11.31)	0:12.27 [7] (0:12.27)
Average Speed [km/h]	50.7	63.0	61.1	62.5	63.7	63.7	58.6
Top Speed [km/h]	64.3	64.6	62.3	63.3	65.9	65.9	61.5
Avg. Dist. to Rail [m]	3.1	2.1	2.2	2.4	0.9	1.0	0.5
Avg. Stride Freq. [Hz]	2.2	2.3	2.2	2.3	2.3	2.3	2.3
Avg. Stride Length [m]	6.8	7.6	7.6	7.6	7.6	7.5	7.2



- [] Ranking at each section and finish
- .-.- No data available at this section
- NA No data available



Horse/Jockey Name	Arctic Thunder
Final Rank	7
Fastest Section Time (Section)	0:11.28 (600m)
Top Speed [km/h] (Section)	65.8 (600m)
Race State	Finished



Eagle Farm QLD Professional

Race 7: CASCADE BENCHMARK 85 Handicap - 1400m

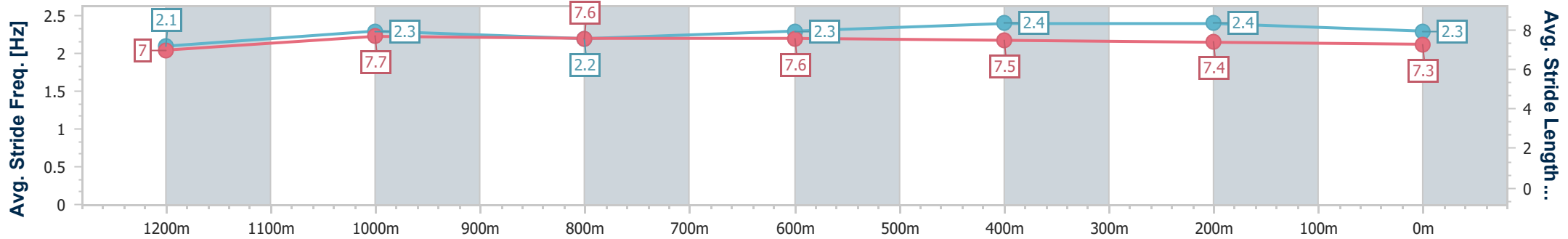
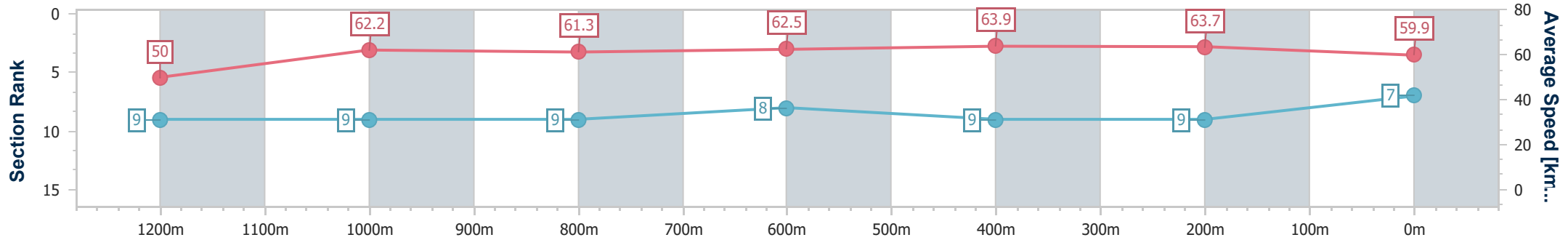
29 April 2023 - 15:07

Track Rating: Good 4, Weather: Fine, Rail Position: +5m Entire Course



BRISBANE RACING CLUB

Section	Overall	1200m	1000m	800m	600m	400m	200m
Section Times	1:24.17 [7] (0:14.45)	1:09.72 [9] (0:11.61)	0:58.11 [9] (0:11.91)	0:46.20 [9] (0:11.61)	0:34.59 [8] (0:11.28)	0:23.31 [9] (0:11.30)	0:12.01 [9] (0:12.01)
Average Speed [km/h]	50.0	62.2	61.3	62.5	63.9	63.7	59.9
Top Speed [km/h]	64.7	64.7	62.2	64.2	65.8	65.4	62.5
Avg. Dist. to Rail [m]	5.2	3.0	2.8	1.7	0.7	4.5	5.3
Avg. Stride Freq. [Hz]	2.1	2.3	2.2	2.3	2.4	2.4	2.3
Avg. Stride Length [m]	7.0	7.7	7.6	7.6	7.5	7.4	7.3



- [] Ranking at each section and finish
- .-.- No data available at this section
- NA No data available



Horse/Jockey Name	Bottega
Final Rank	8
Fastest Section Time (Section)	0:11.15 (400m)
Top Speed [km/h] (Section)	66.0 (400m)
Race State	Finished



Eagle Farm QLD Professional

Race 7: CASCADE BENCHMARK 85 Handicap - 1400m

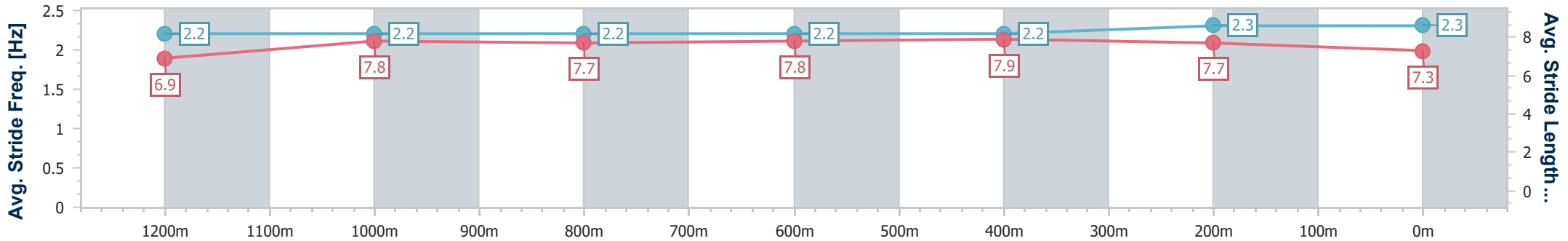
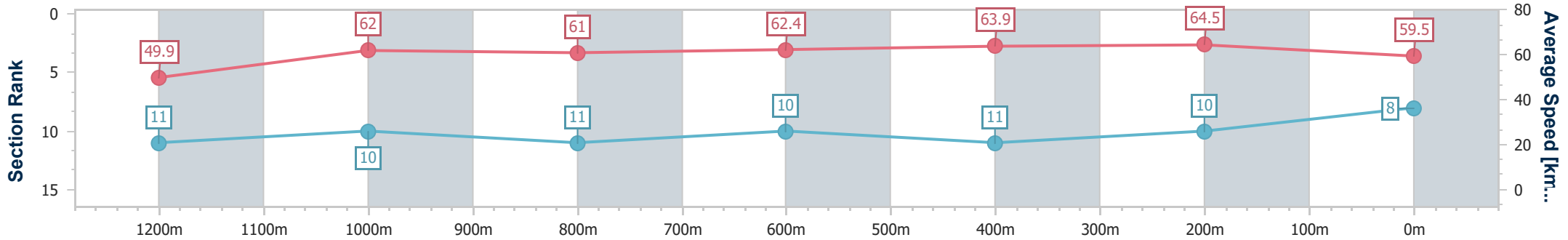
29 April 2023 - 15:07

Track Rating: Good 4, Weather: Fine, Rail Position: +5m Entire Course



BRISBANE RACING CLUB

Section	Overall	1200m	1000m	800m	600m	400m	200m
Section Times	1:24.30 [8] (0:14.51)	1:09.79 [11] (0:11.63)	0:58.16 [10] (0:11.95)	0:46.21 [11] (0:11.61)	0:34.60 [10] (0:11.33)	0:23.27 [11] (0:11.15)	0:12.12 [10] (0:12.12)
Average Speed [km/h]	49.9	62.0	61.0	62.4	63.9	64.5	59.5
Top Speed [km/h]	64.0	64.5	62.6	64.2	65.2	66.0	62.6
Avg. Dist. to Rail [m]	7.3	3.1	2.5	1.4	1.2	5.4	5.8
Avg. Stride Freq. [Hz]	2.2	2.2	2.2	2.2	2.2	2.3	2.3
Avg. Stride Length [m]	6.9	7.8	7.7	7.8	7.9	7.7	7.3



- [] Ranking at each section and finish
- .-.- No data available at this section
- NA No data available



Horse/Jockey Name	Viral
Final Rank	9
Fastest Section Time (Section)	0:11.21 (1200m)
Top Speed [km/h] (Section)	65.9 (1200m)
Race State	Finished



Eagle Farm QLD Professional

Race 7: CASCADE BENCHMARK 85 Handicap - 1400m

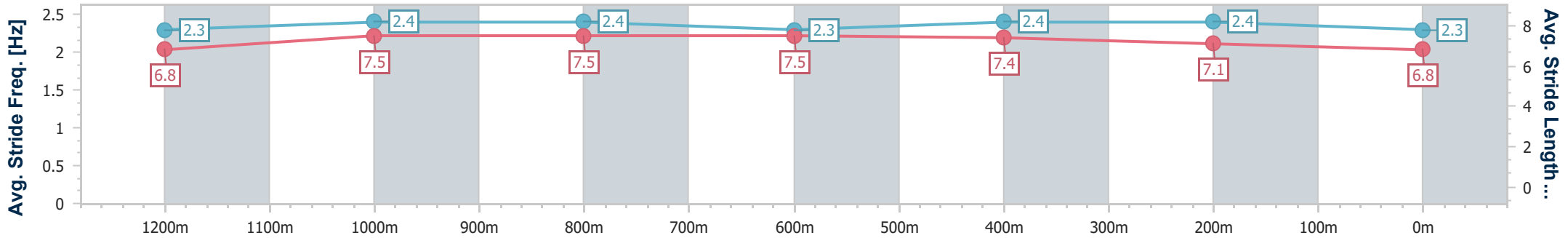
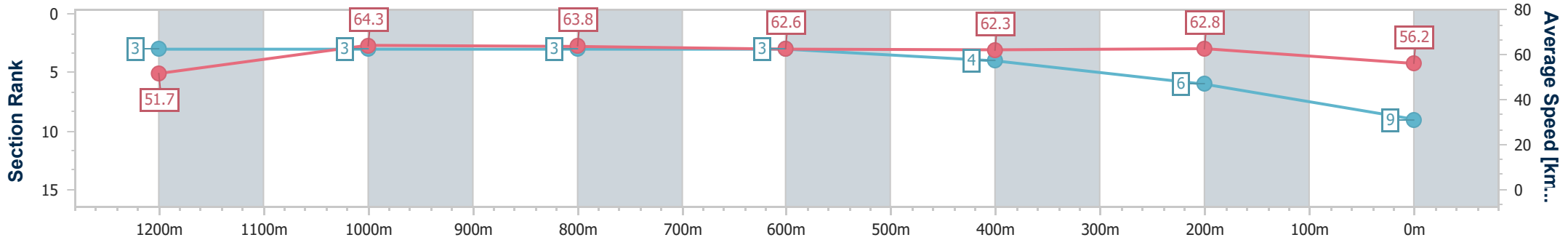
29 April 2023 - 15:07

Track Rating: Good 4, Weather: Fine, Rail Position: +5m Entire Course



BRISBANE RACING CLUB

Section	Overall	1200m	1000m	800m	600m	400m	200m
Section Times	1:24.53 [9] (0:13.98)	1:10.55 [3] (0:11.21)	0:59.34 [3] (0:11.52)	0:47.82 [3] (0:11.78)	0:36.04 [3] (0:11.75)	0:24.29 [4] (0:11.46)	0:12.83 [6] (0:12.83)
Average Speed [km/h]	51.7	64.3	63.8	62.6	62.3	62.8	56.2
Top Speed [km/h]	64.8	65.9	64.5	63.9	64.2	64.2	60.4
Avg. Dist. to Rail [m]	7.5	3.4	4.2	5.2	3.3	3.2	0.8
Avg. Stride Freq. [Hz]	2.3	2.4	2.4	2.3	2.4	2.4	2.3
Avg. Stride Length [m]	6.8	7.5	7.5	7.5	7.4	7.1	6.8



- [] Ranking at each section and finish
- .-.- No data available at this section
- NA No data available



Horse/Jockey Name	Drive A Deel
Final Rank	10
Fastest Section Time (Section)	0:11.34 (600m)
Top Speed [km/h] (Section)	65.1 (600m)
Race State	Finished



Eagle Farm QLD Professional

Race 7: CASCADE BENCHMARK 85 Handicap - 1400m

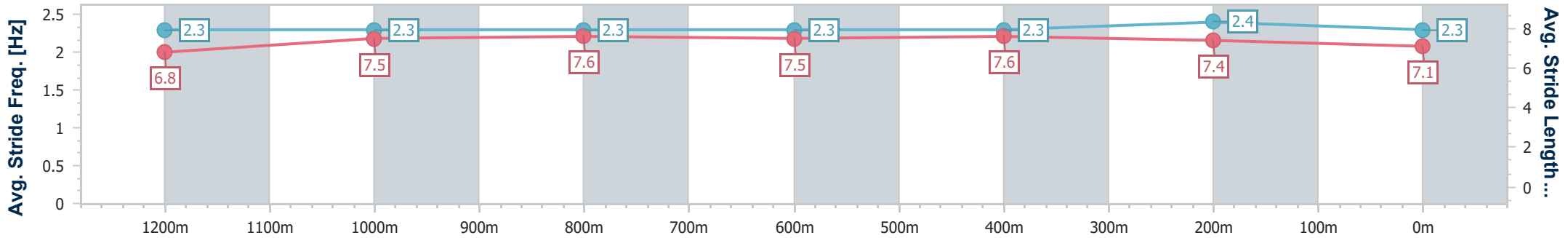
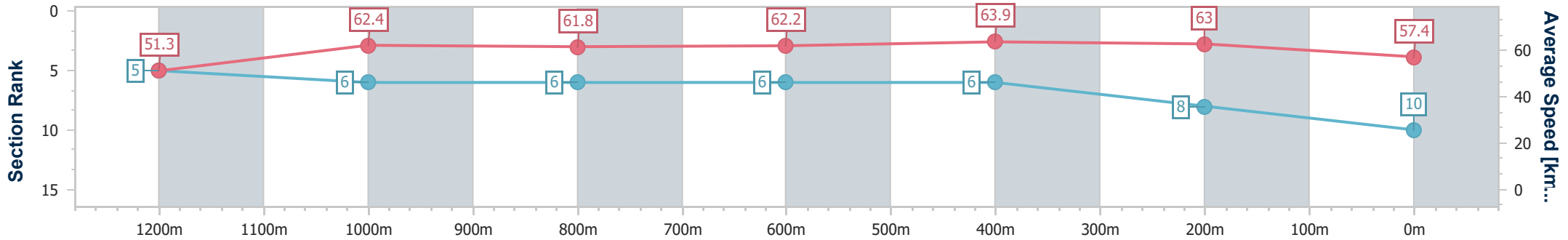
29 April 2023 - 15:07

Track Rating: Good 4, Weather: Fine, Rail Position: +5m Entire Course



BRISBANE RACING CLUB

Section	Overall	1200m	1000m	800m	600m	400m	200m
Section Times	1:24.56 [10] (0:14.07)	1:10.49 [5] (0:11.57)	0:58.92 [6] (0:11.86)	0:47.06 [6] (0:11.73)	0:35.33 [6] (0:11.34)	0:23.99 [6] (0:11.44)	0:12.55 [8] (0:12.55)
Average Speed [km/h]	51.3	62.4	61.8	62.2	63.9	63.0	57.4
Top Speed [km/h]	64.1	63.6	62.7	62.6	65.1	65.0	60.5
Avg. Dist. to Rail [m]	2.6	3.1	3.4	3.0	1.6	5.7	6.9
Avg. Stride Freq. [Hz]	2.3	2.3	2.3	2.3	2.3	2.4	2.3
Avg. Stride Length [m]	6.8	7.5	7.6	7.5	7.6	7.4	7.1



- [] Ranking at each section and finish
- .-.- No data available at this section
- NA No data available



Horse/Jockey Name	Jetty
Final Rank	11
Fastest Section Time (Section)	0:11.28 (400m)
Top Speed [km/h] (Section)	65.5 (600m)
Race State	Finished



Eagle Farm QLD Professional

Race 7: CASCADE BENCHMARK 85 Handicap - 1400m

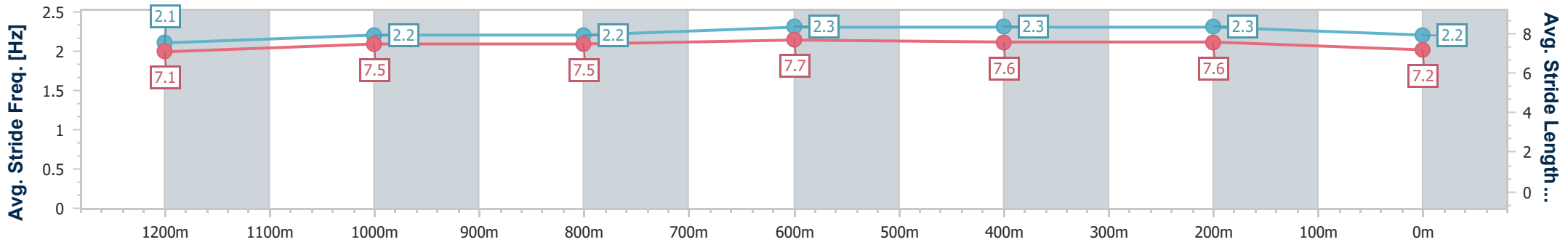
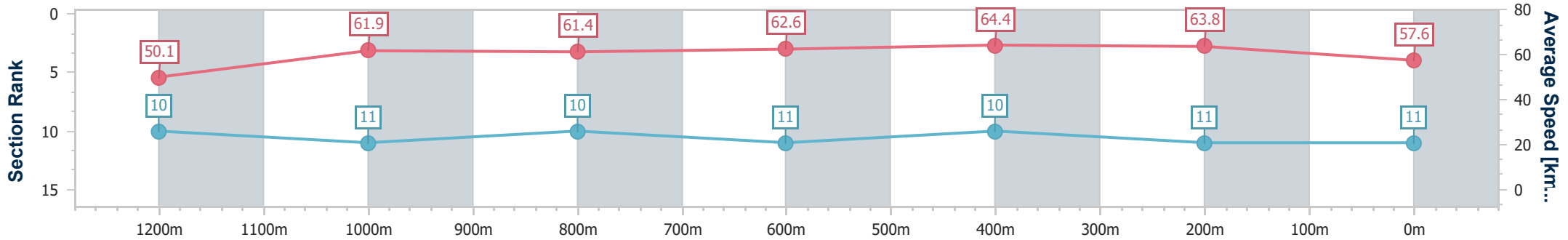
29 April 2023 - 15:07

Track Rating: Good 4, Weather: Fine, Rail Position: +5m Entire Course



BRISBANE RACING CLUB

Section	Overall	1200m	1000m	800m	600m	400m	200m
Section Times	1:24.79 [11] (0:14.48)	1:10.31 [10] (0:11.67)	0:58.64 [11] (0:11.91)	0:46.73 [10] (0:11.64)	0:35.09 [11] (0:11.29)	0:23.80 [10] (0:11.28)	0:12.52 [11] (0:12.52)
Average Speed [km/h]	50.1	61.9	61.4	62.6	64.4	63.8	57.6
Top Speed [km/h]	62.6	63.3	63.3	64.1	65.5	65.4	61.7
Avg. Dist. to Rail [m]	11.4	5.0	3.4	2.7	2.0	7.6	8.0
Avg. Stride Freq. [Hz]	2.1	2.2	2.2	2.3	2.3	2.3	2.2
Avg. Stride Length [m]	7.1	7.5	7.5	7.7	7.6	7.6	7.2



- [] Ranking at each section and finish
- .-.- No data available at this section
- NA No data available



Horse/Jockey Name	Patton
Final Rank	12
Fastest Section Time (Section)	0:11.16 (400m)
Top Speed [km/h] (Section)	65.6 (400m)
Race State	Finished



Eagle Farm QLD Professional

Race 7: CASCADE BENCHMARK 85 Handicap - 1400m

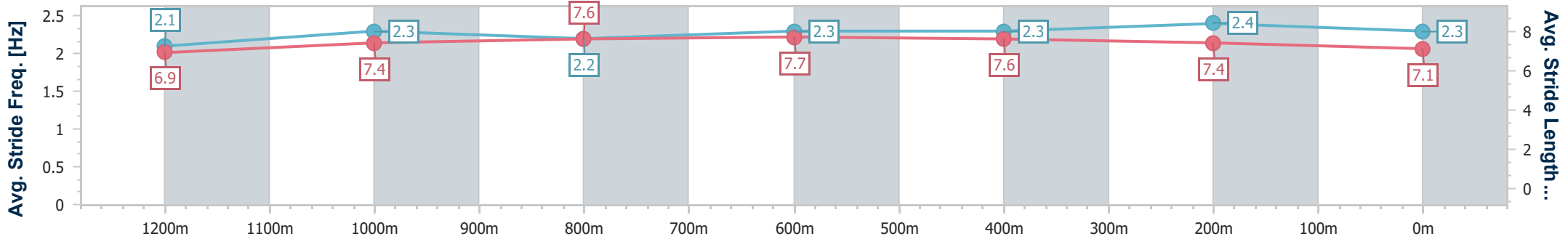
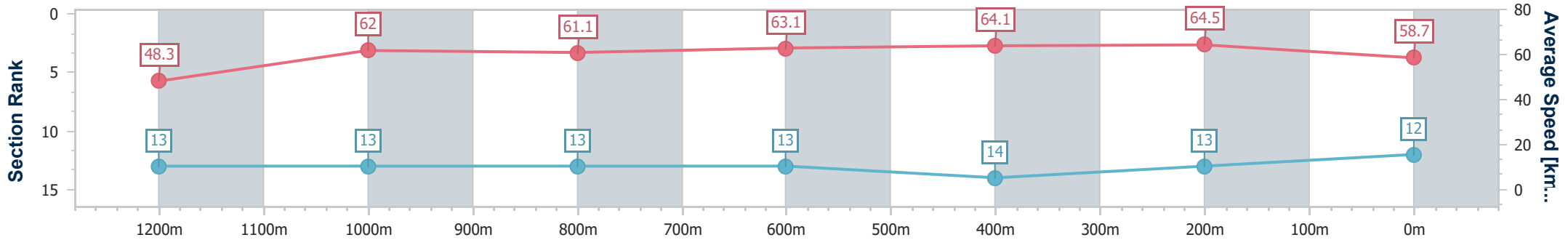
29 April 2023 - 15:07

Track Rating: Good 4, Weather: Fine, Rail Position: +5m Entire Course



BRISBANE RACING CLUB

Section	Overall	1200m	1000m	800m	600m	400m	200m
Section Times	1:24.87 [12] (0:14.98)	1:09.89 [13] (0:11.63)	0:58.26 [13] (0:11.92)	0:46.34 [13] (0:11.58)	0:34.76 [13] (0:11.33)	0:23.43 [14] (0:11.16)	0:12.27 [13] (0:12.27)
Average Speed [km/h]	48.3	62.0	61.1	63.1	64.1	64.5	58.7
Top Speed [km/h]	64.4	64.9	61.8	64.4	65.3	65.6	62.6
Avg. Dist. to Rail [m]	6.7	2.1	2.7	3.0	1.8	1.9	3.4
Avg. Stride Freq. [Hz]	2.1	2.3	2.2	2.3	2.3	2.4	2.3
Avg. Stride Length [m]	6.9	7.4	7.6	7.7	7.6	7.4	7.1



- [] Ranking at each section and finish
- .-.- No data available at this section
- NA No data available



Horse/Jockey Name	Slow Hands
Final Rank	13
Fastest Section Time (Section)	0:11.26 (400m)
Top Speed [km/h] (Section)	65.6 (400m)
Race State	Finished



Eagle Farm QLD Professional

Race 7: CASCADE BENCHMARK 85 Handicap - 1400m

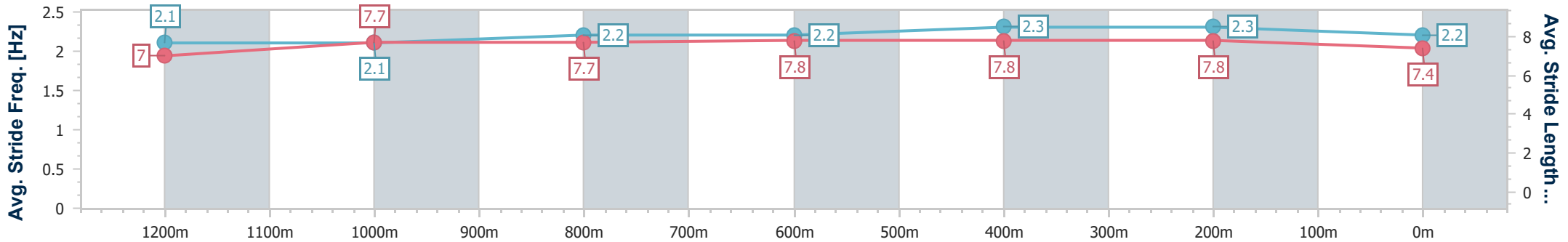
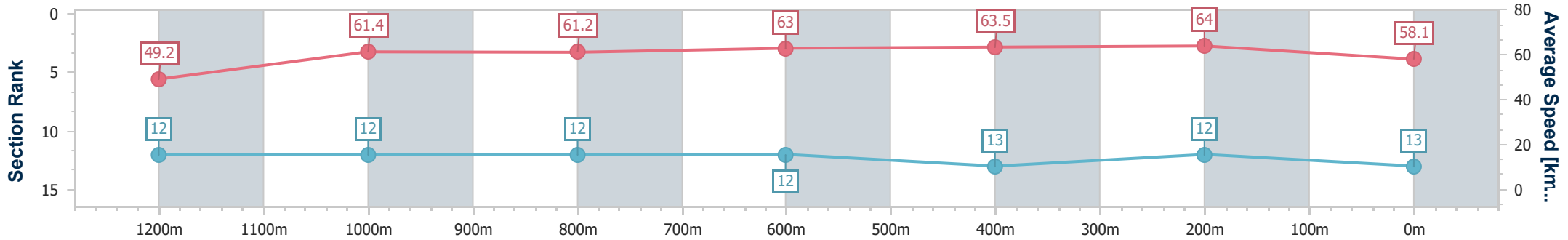
29 April 2023 - 15:07

Track Rating: Good 4, Weather: Fine, Rail Position: +5m Entire Course



BRISBANE RACING CLUB

Section	Overall	1200m	1000m	800m	600m	400m	200m
Section Times	1:25.01 [13] (0:14.70)	1:10.31 [12] (0:11.73)	0:58.58 [12] (0:11.93)	0:46.65 [12] (0:11.55)	0:35.10 [12] (0:11.44)	0:23.66 [13] (0:11.26)	0:12.40 [12] (0:12.40)
Average Speed [km/h]	49.2	61.4	61.2	63.0	63.5	64.0	58.1
Top Speed [km/h]	63.6	64.5	61.8	64.0	64.9	65.6	61.7
Avg. Dist. to Rail [m]	4.7	2.7	2.8	2.2	1.9	7.8	9.0
Avg. Stride Freq. [Hz]	2.1	2.1	2.2	2.2	2.3	2.3	2.2
Avg. Stride Length [m]	7.0	7.7	7.7	7.8	7.8	7.8	7.4



- [] Ranking at each section and finish
- .-.- No data available at this section
- NA No data available



Horse/Jockey Name	Morethannumberone
Final Rank	14
Fastest Section Time (Section)	0:11.11 (600m)
Top Speed [km/h] (Section)	65.6 (600m)
Race State	Finished



Eagle Farm QLD Professional

Race 7: CASCADE BENCHMARK 85 Handicap - 1400m

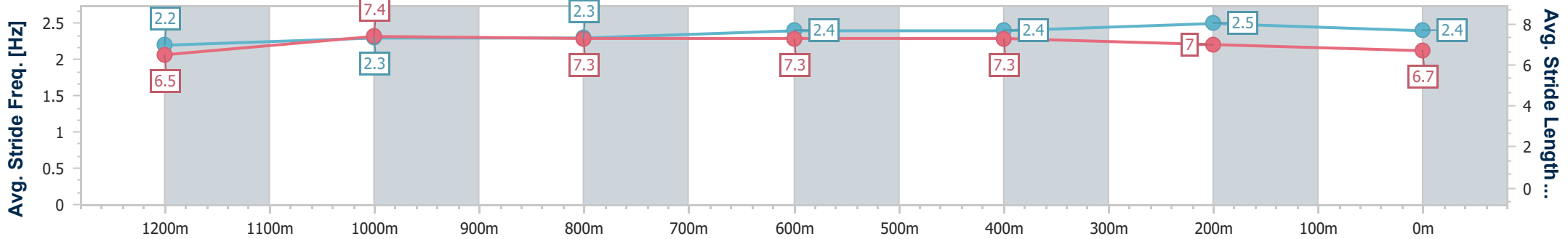
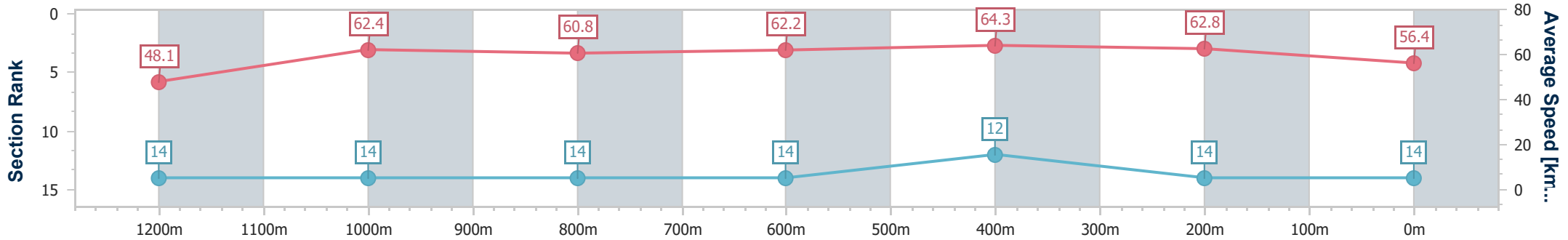
29 April 2023 - 15:07

Track Rating: Good 4, Weather: Fine, Rail Position: +5m Entire Course



BRISBANE RACING CLUB

Section	Overall	1200m	1000m	800m	600m	400m	200m
Section Times	1:25.35 [14] (0:15.01)	1:10.34 [14] (0:11.55)	0:58.79 [14] (0:11.88)	0:46.91 [14] (0:11.56)	0:35.35 [14] (0:11.11)	0:24.24 [12] (0:11.47)	0:12.77 [14] (0:12.77)
Average Speed [km/h]	48.1	62.4	60.8	62.2	64.3	62.8	56.4
Top Speed [km/h]	63.4	65.3	62.1	63.5	65.6	64.5	61.1
Avg. Dist. to Rail [m]	4.3	0.6	0.6	0.4	1.7	4.8	4.7
Avg. Stride Freq. [Hz]	2.2	2.3	2.3	2.4	2.4	2.5	2.4
Avg. Stride Length [m]	6.5	7.4	7.3	7.3	7.3	7.0	6.7



- [] Ranking at each section and finish
- .-.- No data available at this section
- NA No data available