



Eagle Farm QLD Professional

Race 2: XXXX BENCHMARK 78 Handicap - 1200m

29 April 2023 - 12:03



BRISBANE
RACING CLUB

Track Rating: Good 4, Weather: Fine, Rail Position: +5m Entire Course

Section		Field Times											Last 600m	
		Overall	1000m	800m	600m	400m	200m						0:00.00	
		1:10.83 (0:13.27)	0:57.56 (0:11.32)	0:46.24 (0:11.54)	0:34.70 (0:11.43)	0:23.27 (0:11.17)	0:12.10 (0:12.10)						0:00.00	
Rank	TAB Horse/Jockey	Barrier	Top Speed [km/h]	Fastest Section	Overall	1000m	800m	600m	400m	200m	Margin	Margin	Distance Travelled [m]	
1	3 MANHOOD Jaden Lloyd	10	65.9	0:11.15	1:10.83 [1] (0:13.59)	0:57.24 [3] (0:11.29)	0:45.95 [3] (0:11.61)	0:34.34 [4] (0:11.29)	0:23.05 [3] (0:11.15)	0:11.90 [2] (0:11.90)	1:10.83	0:34.34		
2	16 TYPHOON TAAVI Angela Jones	12	67.2	0:11.16	1:10.99 [2] (0:13.27)	0:57.72 [1] (0:11.40)	0:46.32 [2] (0:11.56)	0:34.76 [2] (0:11.34)	0:23.42 [2] (0:11.16)	0:12.26 [1] (0:12.26)	0.94L	0:34.76	+2	
3	11 HATCHET Ben Thompson	13	Data was not able to be tracked for this horse		----	----	----	----	----	----	1L	----	----	
4	7 SAFEWORK Boris Thornton	15	66.3	0:11.15	1:11.06 [4] (0:14.21)	0:56.85 [9] (0:11.33)	0:45.52 [10] (0:11.48)	0:34.04 [10] (0:11.15)	0:22.89 [10] (0:11.17)	0:11.72 [10] (0:11.72)	1.34L	0:34.04	+1	
5	14 ATOMIC SELFIE Tegan Harrison	6	65.6	0:11.22	1:11.07 [5] (0:13.76)	0:57.31 [5] (0:11.35)	0:45.96 [6] (0:11.62)	0:34.34 [8] (0:11.22)	0:23.12 [6] (0:11.23)	0:11.89 [9] (0:11.89)	1.41L	0:34.34	+1	
6	9 MAGNUS BELLAGIO Damien Thornton	9	66.4	0:11.03	1:11.09 [6] (0:14.00)	0:57.09 [8] (0:11.29)	0:45.80 [8] (0:11.47)	0:34.33 [7] (0:11.31)	0:23.02 [8] (0:11.03)	0:11.99 [4] (0:11.99)	1.54L	0:34.33	+2	
7	4 ZUMA CALIFORNIA Jake Molloy	1	67.3	0:11.21	1:11.19 [7] (0:13.62)	0:57.57 [4] (0:11.21)	0:46.36 [4] (0:11.50)	0:34.86 [3] (0:11.31)	0:23.55 [4] (0:11.33)	0:12.22 [5] (0:12.22)	2.09L	0:34.86	-3	
8	13 RUBY JULY Taylor Marshall	2	67.4	0:11.19	1:11.22 [8] (0:13.96)	0:57.26 [7] (0:11.19)	0:46.07 [7] (0:11.43)	0:34.64 [5] (0:11.35)	0:23.29 [5] (0:11.22)	0:12.07 [6] (0:12.07)	2.28L	0:34.64	-3	
9	12 KAT CHINNA Nikita Beriman	5	66.9	0:11.29	1:11.36 [9] (0:13.30)	0:58.06 [2] (0:11.29)	0:46.77 [1] (0:11.54)	0:35.23 [1] (0:11.43)	0:23.80 [1] (0:11.43)	0:12.37 [3] (0:12.37)	3.1L	0:35.23	-1	
10	10 RENOUF Mark Du Plessis	7	67.3	0:11.03	1:11.42 [10] (0:14.22)	0:57.20 [10] (0:11.19)	0:46.01 [9] (0:11.55)	0:34.46 [9] (0:11.21)	0:23.25 [9] (0:11.03)	0:12.22 [8] (0:12.22)	3.48L	0:34.46	-5	

Scratched: Viral (#1), Easy Beast (#8), Reality (#6), Brave Enough (#15), Acrobatic (#2)

Report Created: Sat 29 April 2023 12:25 GMT+10 (Note: Timing is based on position data)

Page 1/13

[] Ranking at each section and finish
 ---- No data available at this section
 NA No data available
 SCN Saddle cloth number
 DNF Did not finish
 DNT Did not track

data processed by TRIPLESDATA



Eagle Farm QLD Professional

Race 2: XXXX BENCHMARK 78 Handicap - 1200m

29 April 2023 - 12:03



BRISBANE
RACING CLUB

Track Rating: Good 4, Weather: Fine, Rail Position: +5m Entire Course

Section	Overall	1000m	800m	600m	400m	200m	Last 600m
Field Times	1:10.83 (0:13.27)	0:57.56 (0:11.32)	0:46.24 (0:11.54)	0:34.70 (0:11.43)	0:23.27 (0:11.17)	0:12.10 (0:12.10)	0:00.00

Rank	TAB	Horse/Jockey	Barrier	Top Speed [km/h]	Fastest Section	Margin	Distance Travelled [m]							
11	5	GENZAI THE WOLF Marnu Potgieter	11	67.9 1000m	0:11.15 400m	1:11.57 [11] (0:13.84)	0:57.73 [6] (0:11.26)	0:46.47 [5] (0:11.60)	0:34.87 [6] (0:11.43)	0:23.44 [7] (0:11.15)	0:12.29 [7] (0:12.29)	4.37L	0:34.87	+6

Scratched: Viral (#1), Easy Beast (#8), Reality (#6), Brave Enough (#15), Acrobatic (#2)



Horse/Jockey Name	Manhood
Final Rank	1
Fastest Section Time (Section)	0:11.15 (400m)
Top Speed [km/h] (Section)	65.9 (1000m)
Race State	Finished



Eagle Farm QLD Professional

Race 2: XXXX BENCHMARK 78 Handicap - 1200m

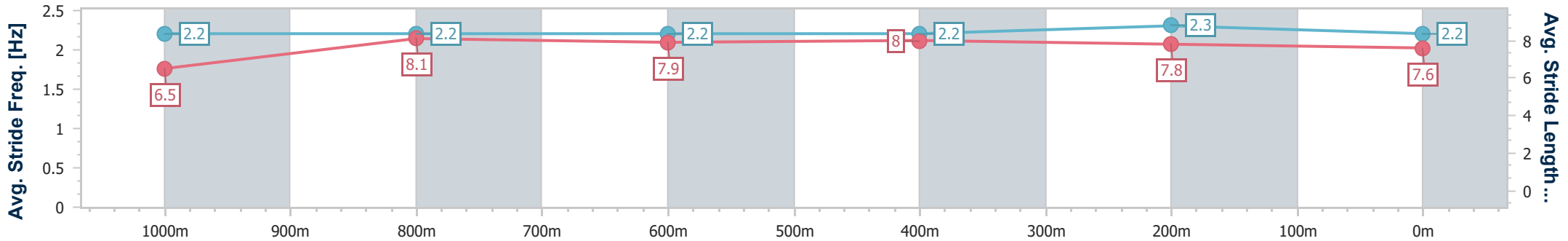
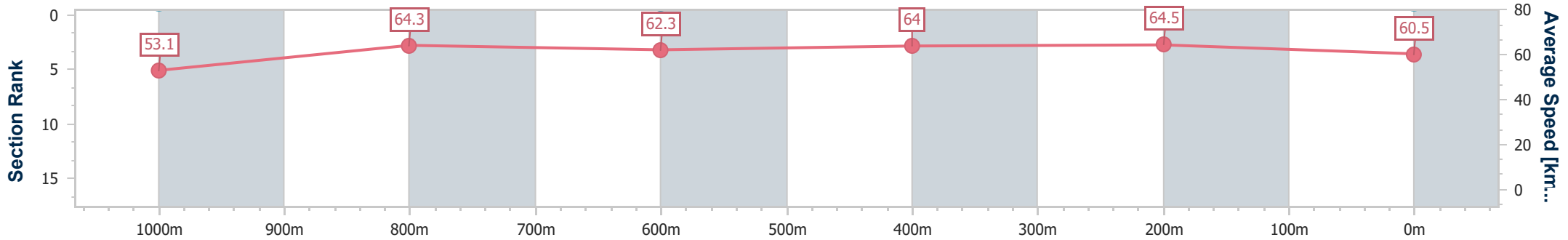
29 April 2023 - 12:03

Track Rating: Good 4, Weather: Fine, Rail Position: +5m Entire Course



BRISBANE RACING CLUB

Section	Overall	1000m	800m	600m	400m	200m
Section Times	1:10.83 [1] (0:13.59)	0:57.24 [3] (0:11.29)	0:45.95 [3] (0:11.61)	0:34.34 [4] (0:11.29)	0:23.05 [3] (0:11.15)	0:11.90 [2] (0:11.90)
Average Speed [km/h]	53.1	64.3	62.3	64.0	64.5	60.5
Top Speed [km/h]	65.6	65.9	63.4	64.8	65.6	63.7
Avg. Dist. to Rail [m]	4.2	1.7	1.0	0.6	2.6	3.0
Avg. Stride Freq. [Hz]	2.2	2.2	2.2	2.2	2.3	2.2
Avg. Stride Length [m]	6.5	8.1	7.9	8.0	7.8	7.6



- [] Ranking at each section and finish
- .-.- No data available at this section
- NA No data available



Horse/Jockey Name	Typhoon Taavi
Final Rank	2
Fastest Section Time (Section)	0:11.16 (400m)
Top Speed [km/h] (Section)	67.2 (Overall)
Race State	Finished



Eagle Farm QLD Professional

Race 2: XXXX BENCHMARK 78 Handicap - 1200m

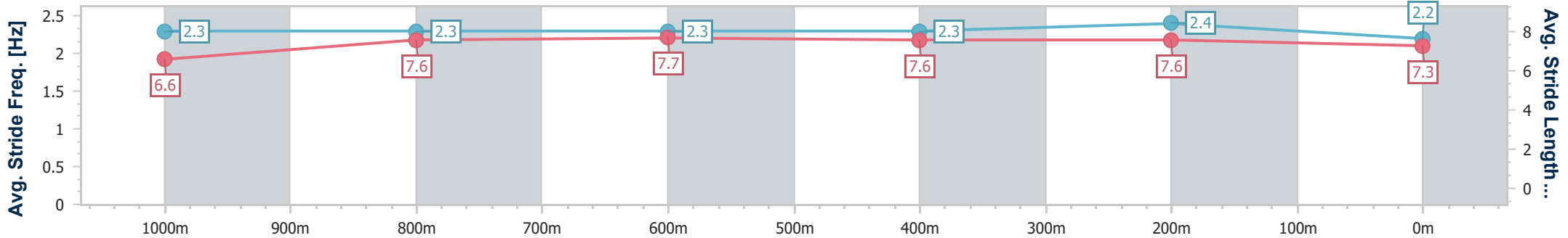
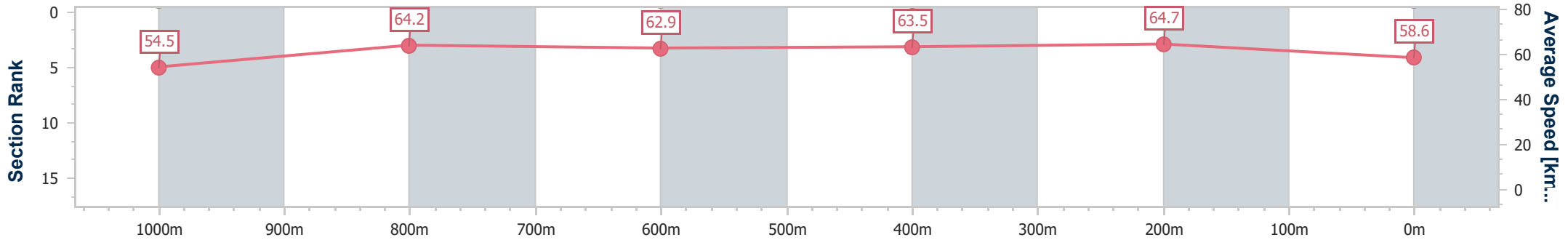
29 April 2023 - 12:03

Track Rating: Good 4, Weather: Fine, Rail Position: +5m Entire Course



BRISBANE RACING CLUB

Section	Overall	1000m	800m	600m	400m	200m
Section Times	1:10.99 [2] (0:13.27)	0:57.72 [1] (0:11.40)	0:46.32 [2] (0:11.56)	0:34.76 [2] (0:11.34)	0:23.42 [2] (0:11.16)	0:12.26 [1] (0:12.26)
Average Speed [km/h]	54.5	64.2	62.9	63.5	64.7	58.6
Top Speed [km/h]	67.2	65.7	63.6	65.4	65.9	62.5
Avg. Dist. to Rail [m]	7.6	3.3	2.3	0.3	0.3	0.7
Avg. Stride Freq. [Hz]	2.3	2.3	2.3	2.3	2.4	2.2
Avg. Stride Length [m]	6.6	7.6	7.7	7.6	7.6	7.3



- [] Ranking at each section and finish
- .-.- No data available at this section
- NA No data available



Horse/Jockey Name	Safework
Final Rank	4
Fastest Section Time (Section)	0:11.15 (600m)
Top Speed [km/h] (Section)	66.3 (600m)
Race State	Finished



Eagle Farm QLD Professional

Race 2: XXXX BENCHMARK 78 Handicap - 1200m

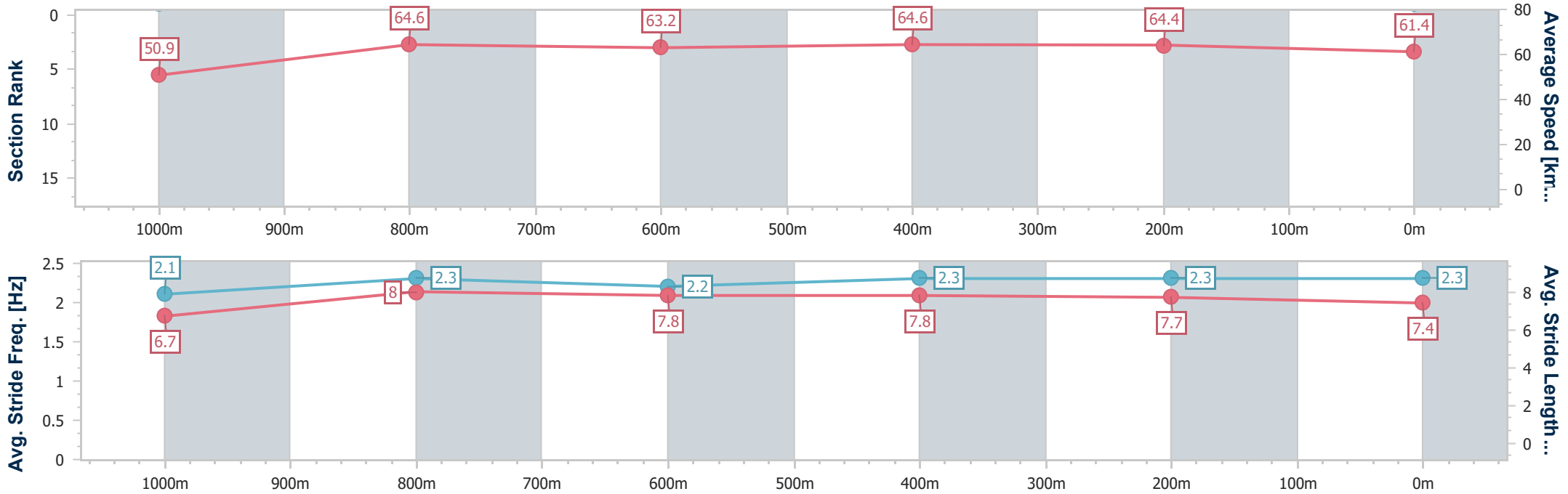
29 April 2023 - 12:03

Track Rating: Good 4, Weather: Fine, Rail Position: +5m Entire Course



BRISBANE RACING CLUB

Section	Overall	1000m	800m	600m	400m	200m
Section Times	1:11.06 [4] (0:14.21)	0:56.85 [9] (0:11.33)	0:45.52 [10] (0:11.48)	0:34.04 [10] (0:11.15)	0:22.89 [10] (0:11.17)	0:11.72 [10] (0:11.72)
Average Speed [km/h]	50.9	64.6	63.2	64.6	64.4	61.4
Top Speed [km/h]	63.8	65.5	64.5	66.3	66.3	64.0
Avg. Dist. to Rail [m]	8.4	3.3	1.6	0.4	3.0	5.7
Avg. Stride Freq. [Hz]	2.1	2.3	2.2	2.3	2.3	2.3
Avg. Stride Length [m]	6.7	8.0	7.8	7.8	7.7	7.4



- [] Ranking at each section and finish
- .-.- No data available at this section
- NA No data available



Horse/Jockey Name	Atomic Selfie
Final Rank	5
Fastest Section Time (Section)	0:11.22 (600m)
Top Speed [km/h] (Section)	65.6 (400m)
Race State	Finished



Eagle Farm QLD Professional

Race 2: XXXX BENCHMARK 78 Handicap - 1200m

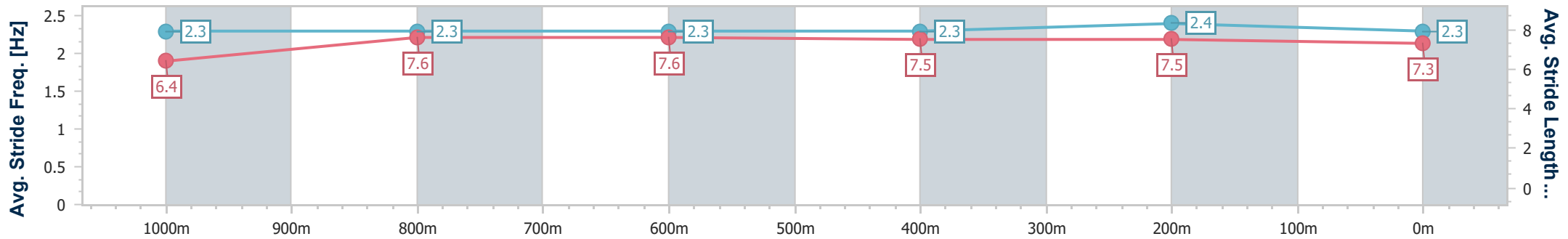
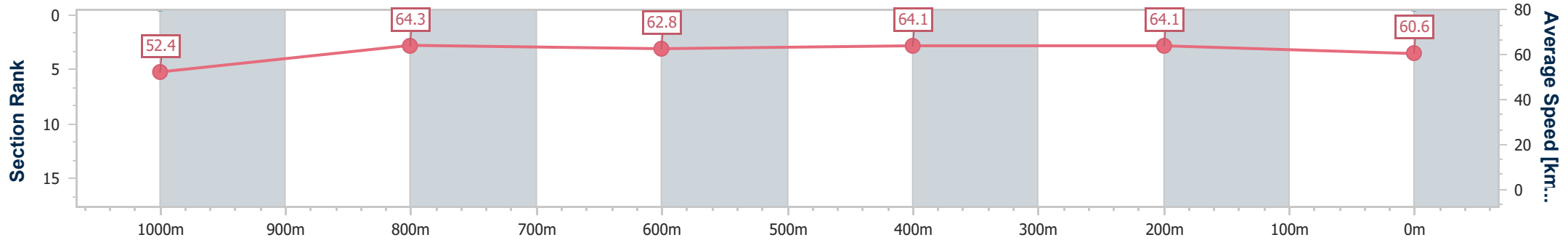
29 April 2023 - 12:03

Track Rating: Good 4, Weather: Fine, Rail Position: +5m Entire Course



BRISBANE RACING CLUB

Section	Overall	1000m	800m	600m	400m	200m
Section Times	1:11.07 [5] (0:13.76)	0:57.31 [5] (0:11.35)	0:45.96 [6] (0:11.62)	0:34.34 [8] (0:11.22)	0:23.12 [6] (0:11.23)	0:11.89 [9] (0:11.89)
Average Speed [km/h]	52.4	64.3	62.8	64.1	64.1	60.6
Top Speed [km/h]	64.7	65.5	64.3	65.5	65.6	63.2
Avg. Dist. to Rail [m]	2.9	2.8	2.4	0.4	1.3	3.2
Avg. Stride Freq. [Hz]	2.3	2.3	2.3	2.3	2.4	2.3
Avg. Stride Length [m]	6.4	7.6	7.6	7.5	7.5	7.3



- [] Ranking at each section and finish
- .-.- No data available at this section
- NA No data available



Horse/Jockey Name	Magnus Bellagio
Final Rank	6
Fastest Section Time (Section)	0:11.03 (400m)
Top Speed [km/h] (Section)	66.4 (400m)
Race State	Finished



Eagle Farm QLD Professional

Race 2: XXXX BENCHMARK 78 Handicap - 1200m

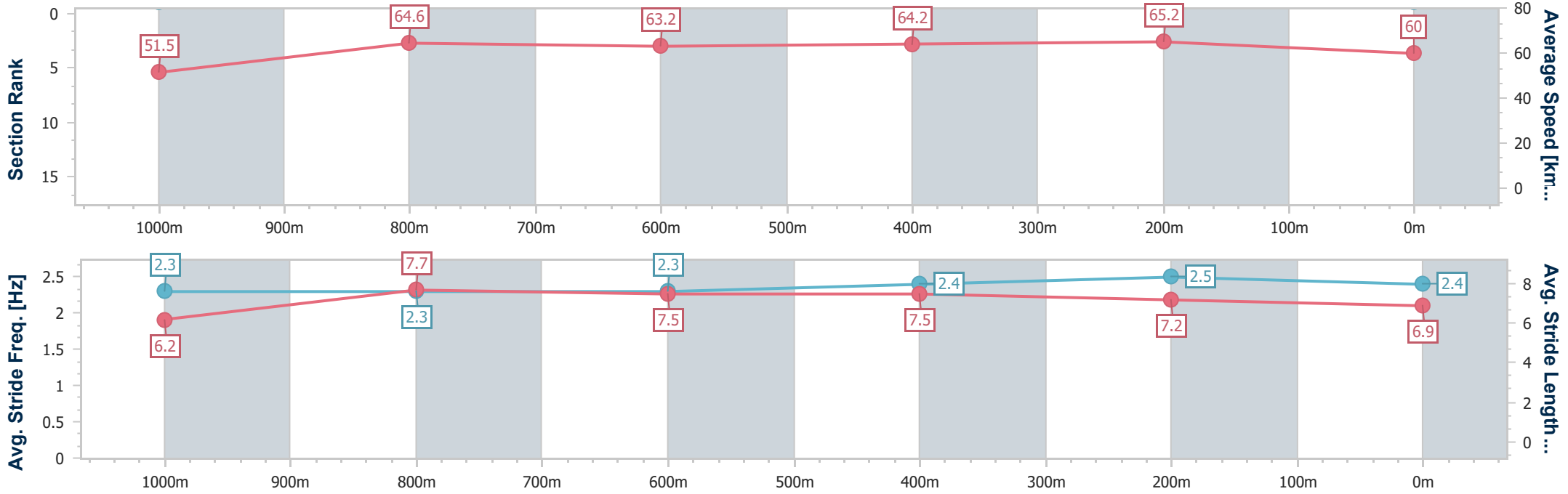
29 April 2023 - 12:03

Track Rating: Good 4, Weather: Fine, Rail Position: +5m Entire Course



BRISBANE RACING CLUB

Section	Overall	1000m	800m	600m	400m	200m
Section Times	1:11.09 [6] (0:14.00)	0:57.09 [8] (0:11.29)	0:45.80 [8] (0:11.47)	0:34.33 [7] (0:11.31)	0:23.02 [8] (0:11.03)	0:11.99 [4] (0:11.99)
Average Speed [km/h]	51.5	64.6	63.2	64.2	65.2	60.0
Top Speed [km/h]	65.5	65.3	65.1	66.2	66.4	63.7
Avg. Dist. to Rail [m]	3.8	2.2	1.4	2.1	4.9	5.1
Avg. Stride Freq. [Hz]	2.3	2.3	2.3	2.4	2.5	2.4
Avg. Stride Length [m]	6.2	7.7	7.5	7.5	7.2	6.9



- [] Ranking at each section and finish
- .-.- No data available at this section
- NA No data available



Horse/Jockey Name	Zuma California
Final Rank	7
Fastest Section Time (Section)	0:11.21 (1000m)
Top Speed [km/h] (Section)	67.3 (Overall)
Race State	Finished



Eagle Farm QLD Professional

Race 2: XXXX BENCHMARK 78 Handicap - 1200m

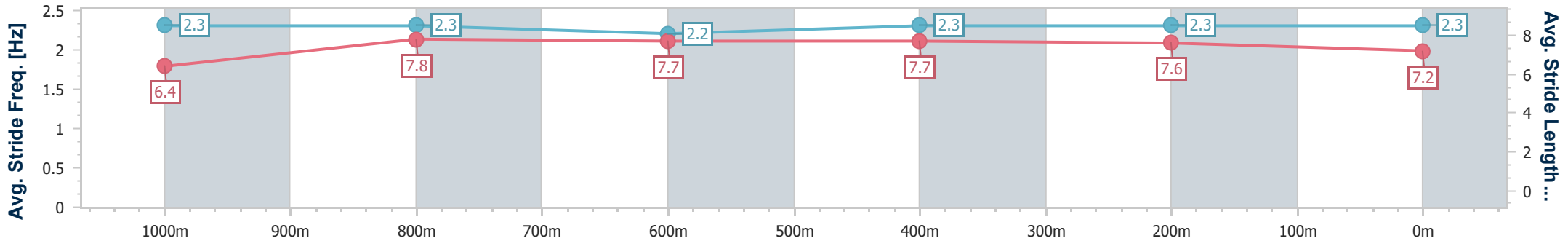
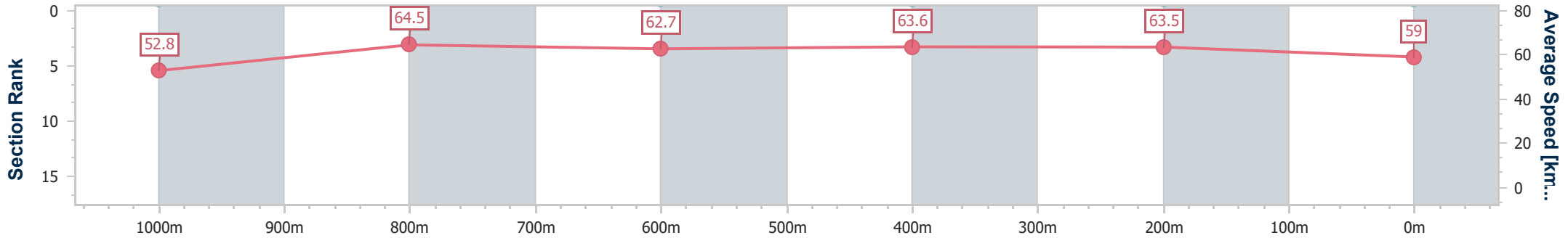
29 April 2023 - 12:03

Track Rating: Good 4, Weather: Fine, Rail Position: +5m Entire Course



BRISBANE RACING CLUB

Section	Overall	1000m	800m	600m	400m	200m
Section Times	1:11.19 [7] (0:13.62)	0:57.57 [4] (0:11.21)	0:46.36 [4] (0:11.50)	0:34.86 [3] (0:11.31)	0:23.55 [4] (0:11.33)	0:12.22 [5] (0:12.22)
Average Speed [km/h]	52.8	64.5	62.7	63.6	63.5	59.0
Top Speed [km/h]	67.3	66.7	63.0	64.5	65.2	61.0
Avg. Dist. to Rail [m]	1.5	0.8	0.4	0.9	1.3	1.6
Avg. Stride Freq. [Hz]	2.3	2.3	2.2	2.3	2.3	2.3
Avg. Stride Length [m]	6.4	7.8	7.7	7.7	7.6	7.2



- [] Ranking at each section and finish
- .-.- No data available at this section
- NA No data available



Horse/Jockey Name	Ruby July
Final Rank	8
Fastest Section Time (Section)	0:11.19 (1000m)
Top Speed [km/h] (Section)	67.4 (1000m)
Race State	Finished



Eagle Farm QLD Professional

Race 2: XXXX BENCHMARK 78 Handicap - 1200m

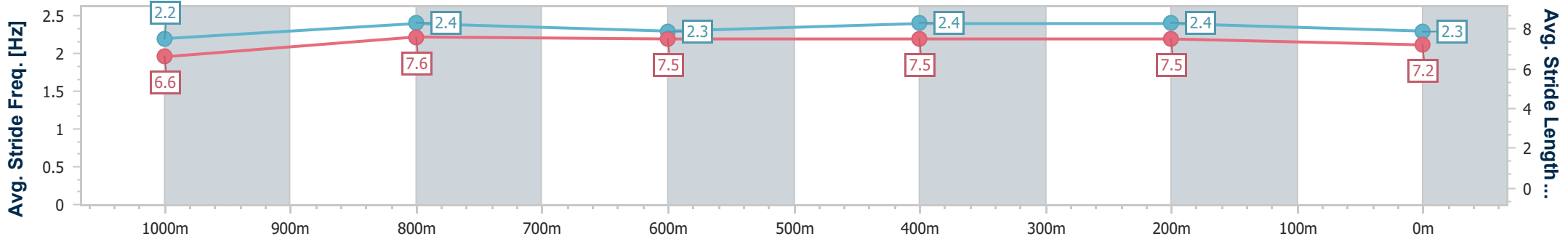
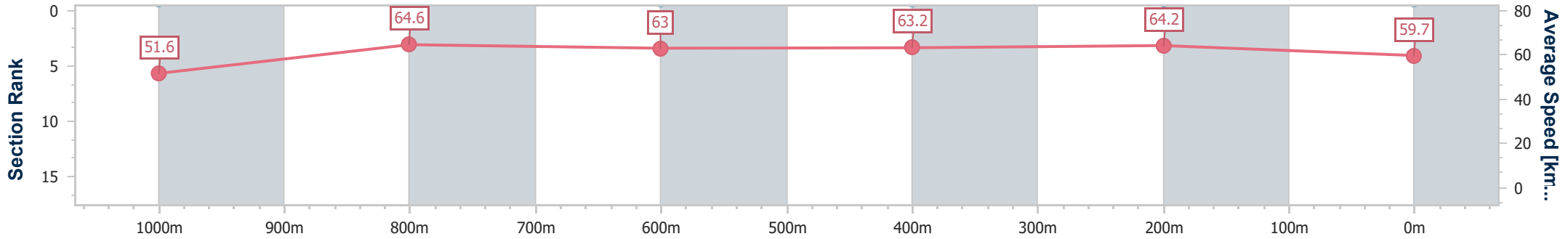
29 April 2023 - 12:03

Track Rating: Good 4, Weather: Fine, Rail Position: +5m Entire Course



BRISBANE RACING CLUB

Section	Overall	1000m	800m	600m	400m	200m
Section Times	1:11.22 [8] (0:13.96)	0:57.26 [7] (0:11.19)	0:46.07 [7] (0:11.43)	0:34.64 [5] (0:11.35)	0:23.29 [5] (0:11.22)	0:12.07 [6] (0:12.07)
Average Speed [km/h]	51.6	64.6	63.0	63.2	64.2	59.7
Top Speed [km/h]	66.0	67.4	63.8	65.2	65.3	62.6
Avg. Dist. to Rail [m]	1.4	0.7	0.2	0.4	1.5	2.1
Avg. Stride Freq. [Hz]	2.2	2.4	2.3	2.4	2.4	2.3
Avg. Stride Length [m]	6.6	7.6	7.5	7.5	7.5	7.2



- [] Ranking at each section and finish
- .-.- No data available at this section
- NA No data available



Horse/Jockey Name	Kat Chinna
Final Rank	9
Fastest Section Time (Section)	0:11.29 (1000m)
Top Speed [km/h] (Section)	66.9 (Overall)
Race State	Finished



Eagle Farm QLD Professional

Race 2: XXXX BENCHMARK 78 Handicap - 1200m

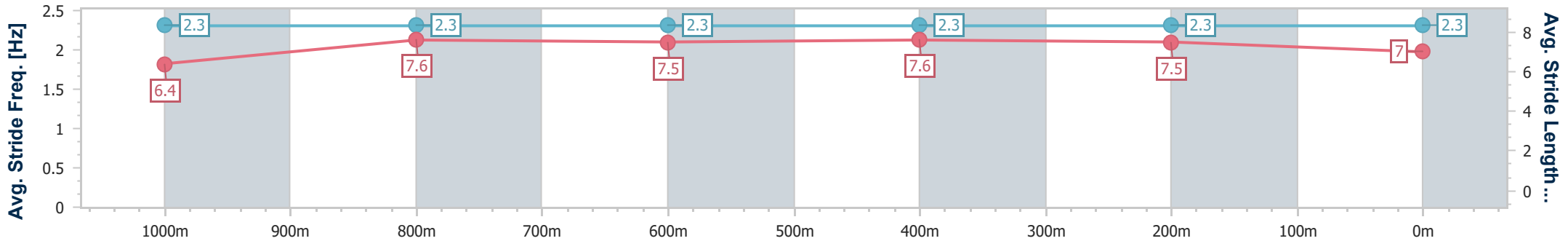
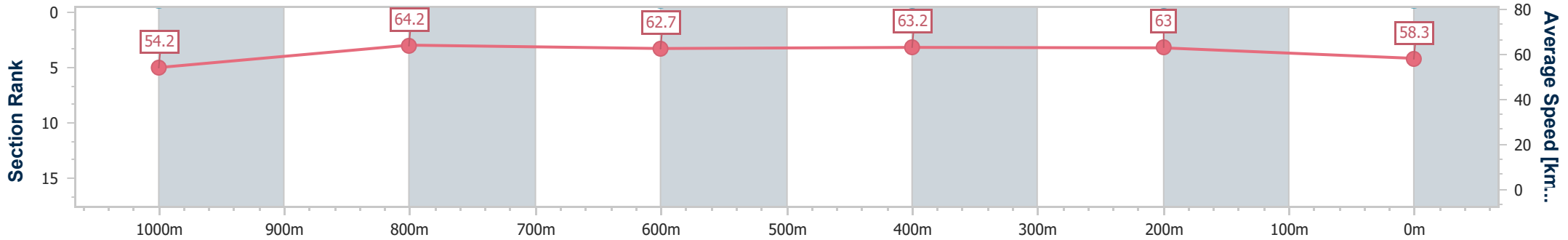
29 April 2023 - 12:03

Track Rating: Good 4, Weather: Fine, Rail Position: +5m Entire Course



BRISBANE RACING CLUB

Section	Overall	1000m	800m	600m	400m	200m
Section Times	1:11.36 [9] (0:13.30)	0:58.06 [2] (0:11.29)	0:46.77 [1] (0:11.54)	0:35.23 [1] (0:11.43)	0:23.80 [1] (0:11.43)	0:12.37 [3] (0:12.37)
Average Speed [km/h]	54.2	64.2	62.7	63.2	63.0	58.3
Top Speed [km/h]	66.9	65.9	64.1	65.1	65.4	61.5
Avg. Dist. to Rail [m]	2.1	1.4	1.0	0.7	1.4	1.8
Avg. Stride Freq. [Hz]	2.3	2.3	2.3	2.3	2.3	2.3
Avg. Stride Length [m]	6.4	7.6	7.5	7.6	7.5	7.0



- [] Ranking at each section and finish
- .-.- No data available at this section
- NA No data available



Horse/Jockey Name	Renouf
Final Rank	10
Fastest Section Time (Section)	0:11.03 (400m)
Top Speed [km/h] (Section)	67.3 (400m)
Race State	Finished



Eagle Farm QLD Professional

Race 2: XXXX BENCHMARK 78 Handicap - 1200m

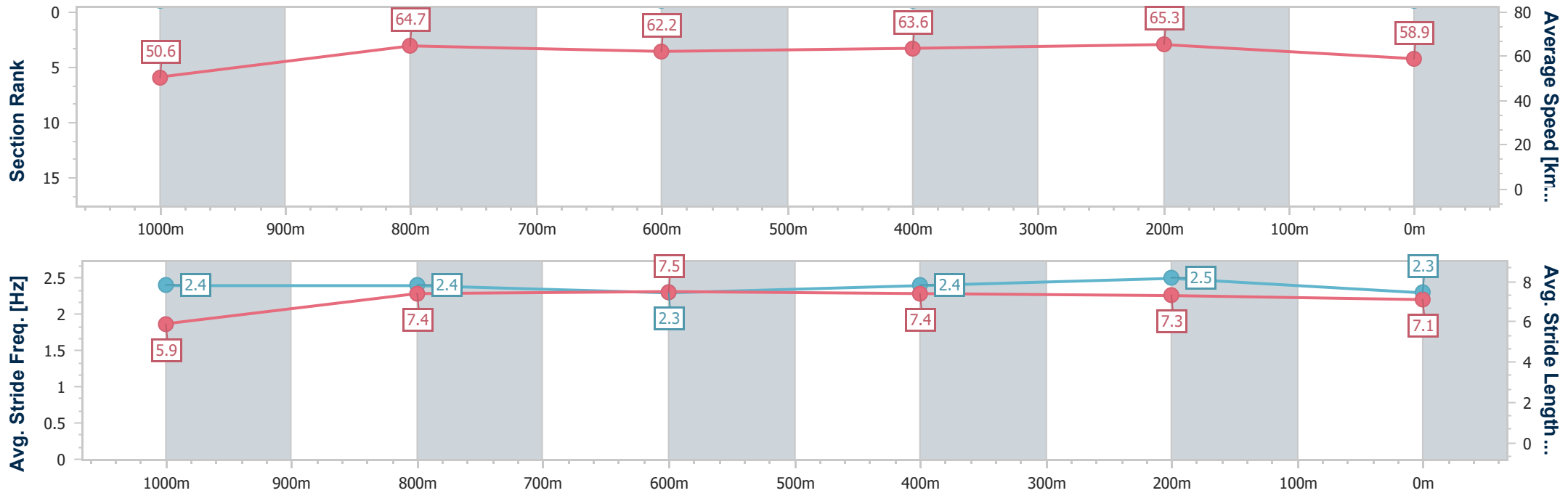
29 April 2023 - 12:03

Track Rating: Good 4, Weather: Fine, Rail Position: +5m Entire Course



BRISBANE RACING CLUB

Section	Overall	1000m	800m	600m	400m	200m
Section Times	1:11.42 [10] (0:14.22)	0:57.20 [10] (0:11.19)	0:46.01 [9] (0:11.55)	0:34.46 [9] (0:11.21)	0:23.25 [9] (0:11.03)	0:12.22 [8] (0:12.22)
Average Speed [km/h]	50.6	64.7	62.2	63.6	65.3	58.9
Top Speed [km/h]	66.5	67.3	64.7	66.3	67.3	61.9
Avg. Dist. to Rail [m]	2.3	0.7	0.6	1.6	1.0	0.4
Avg. Stride Freq. [Hz]	2.4	2.4	2.3	2.4	2.5	2.3
Avg. Stride Length [m]	5.9	7.4	7.5	7.4	7.3	7.1



- [] Ranking at each section and finish
- .-.- No data available at this section
- NA No data available



Horse/Jockey Name	Genzai The Wolf
Final Rank	11
Fastest Section Time (Section)	0:11.15 (400m)
Top Speed [km/h] (Section)	67.9 (1000m)
Race State	Finished



Eagle Farm QLD Professional

Race 2: XXXX BENCHMARK 78 Handicap - 1200m

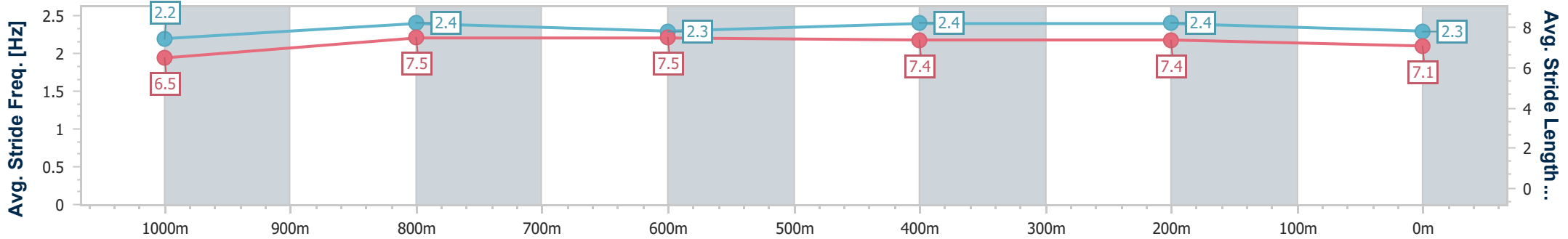
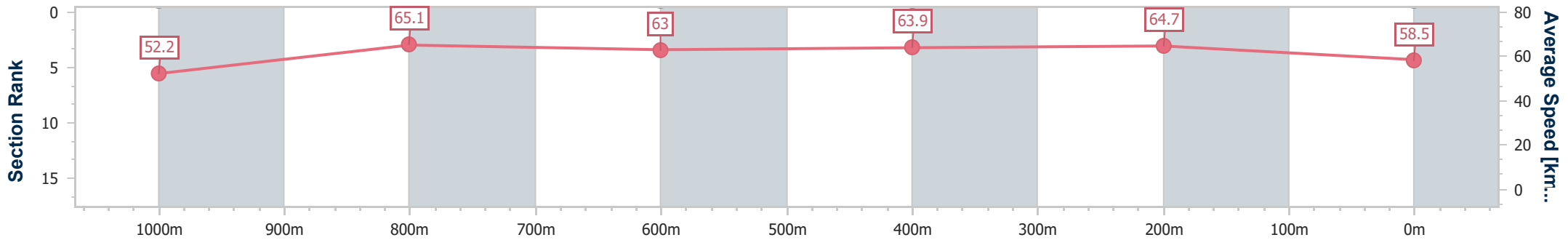
29 April 2023 - 12:03

Track Rating: Good 4, Weather: Fine, Rail Position: +5m Entire Course



BRISBANE RACING CLUB

Section	Overall	1000m	800m	600m	400m	200m
Section Times	1:11.57 [11] (0:13.84)	0:57.73 [6] (0:11.26)	0:46.47 [5] (0:11.60)	0:34.87 [6] (0:11.43)	0:23.44 [7] (0:11.15)	0:12.29 [7] (0:12.29)
Average Speed [km/h]	52.2	65.1	63.0	63.9	64.7	58.5
Top Speed [km/h]	66.8	67.9	64.5	66.0	66.2	63.4
Avg. Dist. to Rail [m]	5.4	3.8	3.3	2.8	4.0	4.4
Avg. Stride Freq. [Hz]	2.2	2.4	2.3	2.4	2.4	2.3
Avg. Stride Length [m]	6.5	7.5	7.5	7.4	7.4	7.1



- [] Ranking at each section and finish
- .-.- No data available at this section
- NA No data available



Horse/Jockey Name	Hatchet
Final Rank	3
Fastest Section Time (Section)	-:--:--
Top Speed [km/h] (Section)	--.-
Race State	DidNotTrack



Eagle Farm QLD Professional

Race 2: XXXX BENCHMARK 78 Handicap - 1200m

29 April 2023 - 12:03

Track Rating: Good 4, Weather: Fine, Rail Position: +5m Entire Course



BRISBANE RACING CLUB

Section	Overall	1000m	800m	600m	400m	200m								
Section Times	-:--:--	-:--:--	-:--:--	-:--:--	-:--:--	-:--:--								
Average Speed [km/h]	--.-	--.-	--.-	--.-	--.-	--.-								
Top Speed [km/h]	--.-	--.-	--.-	--.-	--.-	--.-								
Avg. Dist. to Rail [m]	--	--	--	--	--	--								
Avg. Stride Freq. [Hz]	--.-	--.-	--.-	--.-	--.-	--.-								
Avg. Stride Length [m]	--.-	--.-	--.-	--.-	--.-	--.-								

- [] Ranking at each section and finish
- :--:-- No data available at this section
- NA No data available