



# Eagle Farm QLD Professional

## Race 1: ROBBIE FRADD OPEN Handicap - 2200m

29 April 2023 - 11:28



BRISBANE  
RACING CLUB

Track Rating: Good 4, Weather: Fine, Rail Position: +5m Entire Course

Section		Overall	2000m	1800m	1600m	1400m	1200m	1000m	Last 600m				
Field Times		2:19.97 (0:17.13)	2:02.84 (0:12.37)	1:50.47 (0:12.74)	1:37.73 (0:12.92)	1:24.81 (0:12.90)	1:11.91 (0:12.93)	0:58.98 (0:12.65)	0:34.44				
Rank	TAB Horse/Jockey	Barrier	Top Speed [km/h]	Fastest Section									Distance Travelled [m]
1	1 SERPENTINE Tim Clark	3	65.2 400m	0:11.24 400m	2:19.97 [1] (0:17.13)	2:02.84 [1] (0:12.37)	1:50.47 [1] (0:12.74)	1:37.73 [1] (0:12.92)	1:24.81 [1] (0:12.90)	1:11.91 [1] (0:12.93)	0:58.98 [1] (0:12.65)	0:34.44	
2	2 KALAPOUR Brenton Avdulla	1	66.2 400m	0:11.04 400m	2:20.09 [2] (0:17.39)	2:02.70 [4] (0:12.42)	1:50.28 [3] (0:12.76)	1:37.52 [3] (0:12.91)	1:24.61 [3] (0:12.95)	1:11.66 [4] (0:12.89)	0:58.77 [3] (0:12.59)	0:34.28	+1
3	4 RED WAVE Ben Thompson	4	64.3 600m	0:11.37 600m	2:20.86 [3] (0:17.16)	2:03.70 [2] (0:12.43)	1:51.27 [2] (0:12.79)	1:38.48 [2] (0:12.87)	1:25.61 [2] (0:12.90)	1:12.71 [2] (0:12.95)	0:59.76 [2] (0:12.61)	0:35.23	+4
4	3 DUNE FORTY FIVE Mark Du Plessis	2	64.8 600m	0:11.40 600m	2:20.99 [4] (0:17.34)	2:03.65 [3] (0:12.48)	1:51.17 [4] (0:12.78)	1:38.39 [4] (0:12.87)	1:25.52 [4] (0:12.91)	1:12.61 [3] (0:12.99)	0:59.62 [4] (0:12.56)	0:35.21	+4



# Eagle Farm QLD Professional

## Race 1: ROBBIE FRADD OPEN Handicap - 2200m

29 April 2023 - 11:28



BRISBANE  
RACING CLUB

Track Rating: Good 4, Weather: Fine, Rail Position: +5m Entire Course

Section				800m	600m	400m	200m				
Field Times				0:46.33 (0:11.89)	0:34.44 (0:11.36)	0:23.08 (0:11.24)	0:11.84 (0:11.84)	Last 600m 0:34.44			
Rank	TAB Horse/Jockey	Barrier	Top Speed [km/h]	Fastest Section					Margin	Distance Travelled [m]	
1	1 SERPENTINE Tim Clark	3	65.2 400m	0:11.24 400m	0:46.33 [1] (0:11.89)	0:34.44 [1] (0:11.36)	0:23.08 [1] (0:11.24)	0:11.84 [1] (0:11.84)	2:19.97	0:34.44	
2	2 KALAPOUR Brenton Avdulla	1	66.2 400m	0:11.04 400m	0:46.18 [3] (0:11.90)	0:34.28 [3] (0:11.37)	0:22.91 [3] (0:11.04)	0:11.87 [2] (0:11.87)	0.72L	0:34.28	+1
3	4 RED WAVE Ben Thompson	4	64.3 600m	0:11.37 600m	0:47.15 [2] (0:11.92)	0:35.23 [2] (0:11.37)	0:23.86 [2] (0:11.55)	0:12.31 [3] (0:12.31)	5.22L	0:35.23	+4
4	3 DUNE FORTY FIVE Mark Du Plessis	2	64.8 600m	0:11.40 600m	0:47.06 [4] (0:11.85)	0:35.21 [4] (0:11.40)	0:23.81 [4] (0:11.48)	0:12.33 [4] (0:12.33)	5.96L	0:35.21	+4



Horse/Jockey Name	Serpentine
Final Rank	1
Fastest Section Time (Section)	0:11.24 (400m)
Top Speed [km/h] (Section)	65.2 (400m)
Race State	Finished



### Eagle Farm QLD Professional

Race 1: ROBBIE FRADD OPEN Handicap - 2200m

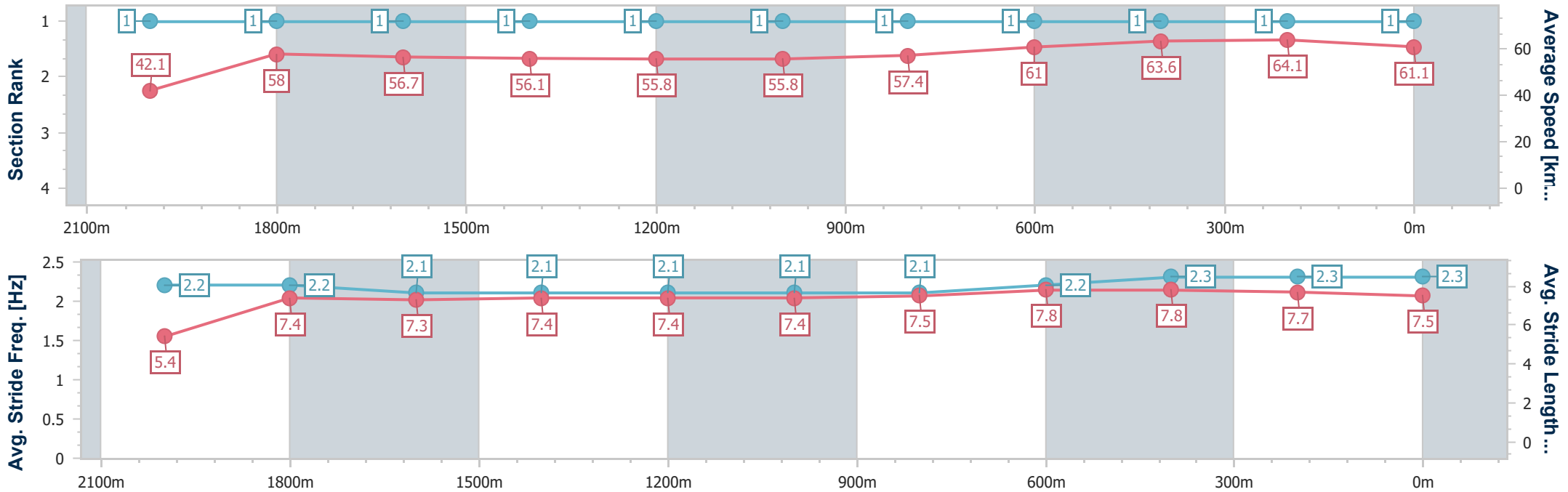
29 April 2023 - 11:28

Track Rating: Good 4, Weather: Fine, Rail Position: +5m Entire Course



BRISBANE RACING CLUB

Section	Overall	2000m	1800m	1600m	1400m	1200m	1000m	800m	600m	400m	200m
Section Times	2:19.97 [1] (0:17.13)	2:02.84 [1] (0:12.37)	1:50.47 [1] (0:12.74)	1:37.73 [1] (0:12.92)	1:24.81 [1] (0:12.90)	1:11.91 [1] (0:12.93)	0:58.98 [1] (0:12.65)	0:46.33 [1] (0:11.89)	0:34.44 [1] (0:11.36)	0:23.08 [1] (0:11.24)	0:11.84 [1] (0:11.84)
Average Speed [km/h]	42.1	58.0	56.7	56.1	55.8	55.8	57.4	61.0	63.6	64.1	61.1
Top Speed [km/h]	58.5	59.0	57.0	56.5	56.9	56.0	58.8	62.6	64.9	65.2	62.9
Avg. Dist. to Rail [m]	8.4	0.8	0.7	1.6	1.5	2.1	1.8	1.3	1.0	1.1	0.7
Avg. Stride Freq. [Hz]	2.2	2.2	2.1	2.1	2.1	2.1	2.1	2.2	2.3	2.3	2.3
Avg. Stride Length [m]	5.4	7.4	7.3	7.4	7.4	7.4	7.5	7.8	7.8	7.7	7.5



- [ ] Ranking at each section and finish
- .-.- No data available at this section
- NA No data available



Horse/Jockey Name	Kalapour
Final Rank	2
Fastest Section Time (Section)	0:11.04 (400m)
Top Speed [km/h] (Section)	66.2 (400m)
Race State	Finished



Eagle Farm QLD Professional

Race 1: ROBBIE FRADD OPEN Handicap - 2200m

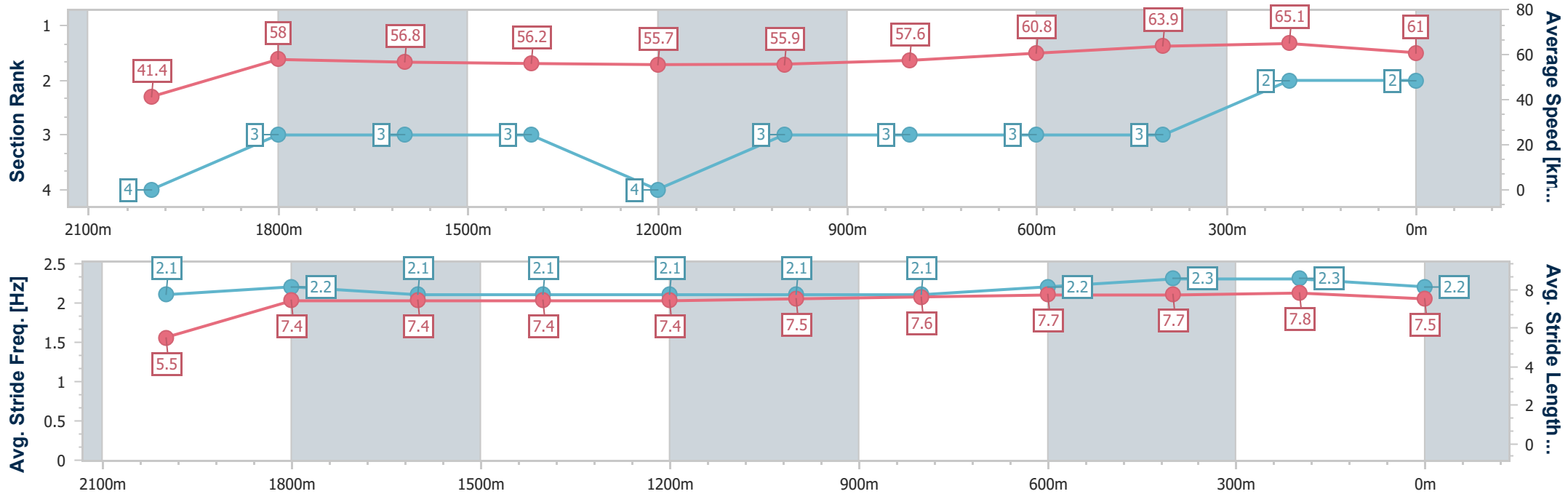
29 April 2023 - 11:28

Track Rating: Good 4, Weather: Fine, Rail Position: +5m Entire Course



BRISBANE RACING CLUB

Section	Overall	2000m	1800m	1600m	1400m	1200m	1000m	800m	600m	400m	200m
Section Times	2:20.09 [2] (0:17.39)	2:02.70 [4] (0:12.42)	1:50.28 [3] (0:12.76)	1:37.52 [3] (0:12.91)	1:24.61 [3] (0:12.95)	1:11.66 [4] (0:12.89)	0:58.77 [3] (0:12.59)	0:46.18 [3] (0:11.90)	0:34.28 [3] (0:11.37)	0:22.91 [3] (0:11.04)	0:11.87 [2] (0:11.87)
Average Speed [km/h]	41.4	58.0	56.8	56.2	55.7	55.9	57.6	60.8	63.9	65.1	61.0
Top Speed [km/h]	58.2	59.4	57.4	56.7	56.5	56.7	58.6	62.3	65.0	66.2	63.2
Avg. Dist. to Rail [m]	6.8	0.7	1.6	2.0	1.4	1.8	1.4	1.0	1.9	3.2	2.7
Avg. Stride Freq. [Hz]	2.1	2.2	2.1	2.1	2.1	2.1	2.1	2.2	2.3	2.3	2.2
Avg. Stride Length [m]	5.5	7.4	7.4	7.4	7.4	7.4	7.5	7.6	7.7	7.8	7.5



- [ ] Ranking at each section and finish
- .-.- No data available at this section
- NA No data available



Horse/Jockey Name	Red Wave
Final Rank	3
Fastest Section Time (Section)	0:11.37 (600m)
Top Speed [km/h] (Section)	64.3 (600m)
Race State	Finished



### Eagle Farm QLD Professional

Race 1: ROBBIE FRADD OPEN Handicap - 2200m

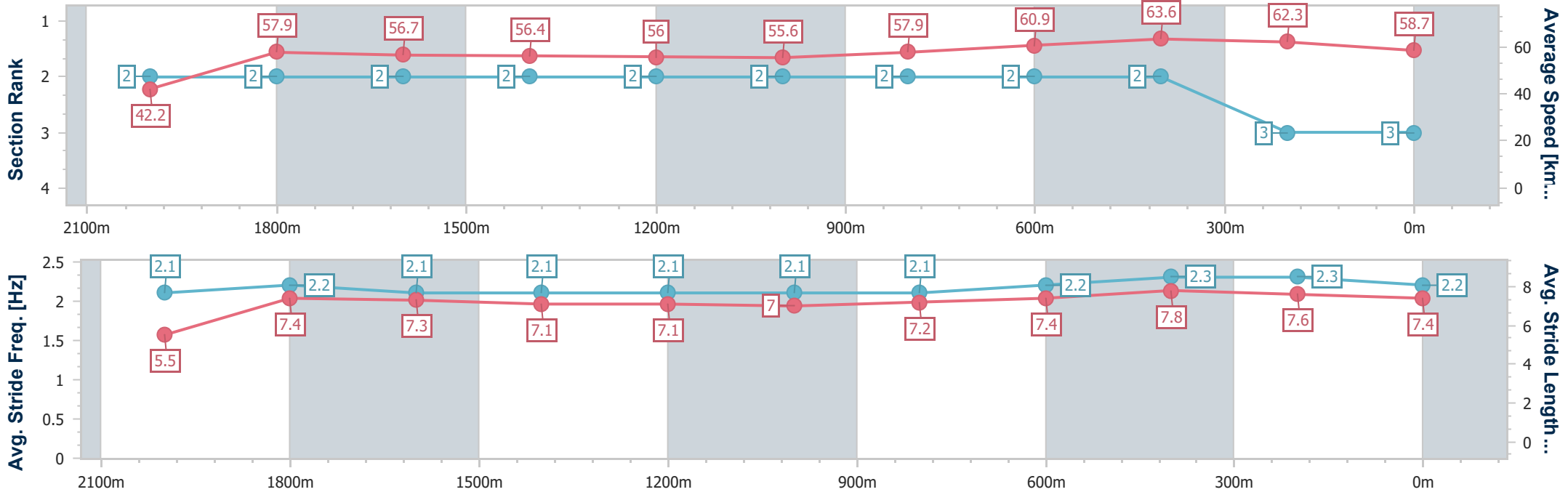
29 April 2023 - 11:28

Track Rating: Good 4, Weather: Fine, Rail Position: +5m Entire Course



BRISBANE RACING CLUB

Section	Overall	2000m	1800m	1600m	1400m	1200m	1000m	800m	600m	400m	200m
Section Times	2:20.86 [3] (0:17.16)	2:03.70 [2] (0:12.43)	1:51.27 [2] (0:12.79)	1:38.48 [2] (0:12.87)	1:25.61 [2] (0:12.90)	1:12.71 [2] (0:12.95)	0:59.76 [2] (0:12.61)	0:47.15 [2] (0:11.92)	0:35.23 [2] (0:11.37)	0:23.86 [2] (0:11.55)	0:12.31 [3] (0:12.31)
Average Speed [km/h]	42.2	57.9	56.7	56.4	56.0	55.6	57.9	60.9	63.6	62.3	58.7
Top Speed [km/h]	58.7	59.1	57.4	56.9	56.7	56.2	59.1	62.3	64.3	63.7	60.5
Avg. Dist. to Rail [m]	9.2	0.6	1.2	2.5	2.5	3.0	2.6	1.8	1.1	3.2	2.5
Avg. Stride Freq. [Hz]	2.1	2.2	2.1	2.1	2.1	2.1	2.1	2.2	2.3	2.3	2.2
Avg. Stride Length [m]	5.5	7.4	7.3	7.1	7.1	7.0	7.2	7.4	7.8	7.6	7.4



- [ ] Ranking at each section and finish
- .-.- No data available at this section
- NA No data available



Horse/Jockey Name	Dune Forty Five
Final Rank	4
Fastest Section Time (Section)	0:11.40 (600m)
Top Speed [km/h] (Section)	64.8 (600m)
Race State	Finished



### Eagle Farm QLD Professional

Race 1: ROBBIE FRADD OPEN Handicap - 2200m

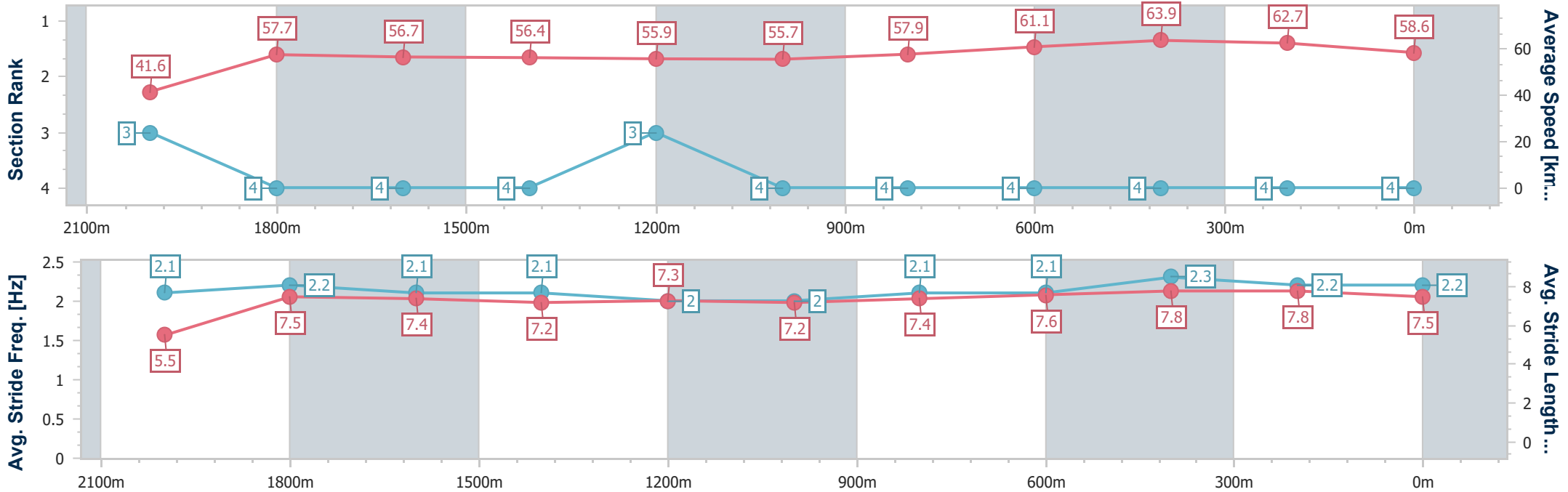
29 April 2023 - 11:28

Track Rating: Good 4, Weather: Fine, Rail Position: +5m Entire Course



BRISBANE RACING CLUB

Section	Overall	2000m	1800m	1600m	1400m	1200m	1000m	800m	600m	400m	200m
Section Times	2:20.99 [4] (0:17.34)	2:03.65 [3] (0:12.48)	1:51.17 [4] (0:12.78)	1:38.39 [4] (0:12.87)	1:25.52 [4] (0:12.91)	1:12.61 [3] (0:12.99)	0:59.62 [4] (0:12.56)	0:47.06 [4] (0:11.85)	0:35.21 [4] (0:11.40)	0:23.81 [4] (0:11.48)	0:12.33 [4] (0:12.33)
Average Speed [km/h]	41.6	57.7	56.7	56.4	55.9	55.7	57.9	61.1	63.9	62.7	58.6
Top Speed [km/h]	57.4	58.3	57.9	57.0	56.6	56.4	59.2	63.0	64.8	63.9	60.5
Avg. Dist. to Rail [m]	7.5	0.5	1.4	2.3	2.4	2.7	2.5	1.6	2.2	4.3	4.4
Avg. Stride Freq. [Hz]	2.1	2.2	2.1	2.1	2.0	2.0	2.1	2.1	2.3	2.2	2.2
Avg. Stride Length [m]	5.5	7.5	7.4	7.2	7.3	7.2	7.4	7.6	7.8	7.8	7.5



- [ ] Ranking at each section and finish
- .-.- No data available at this section
- NA No data available