



Aquis Park Gold Coast Poly QLD Professional

Race 3: AARBRO STEEL TRADING BENCHMARK 65 Handicap - 1200m



29 April 2023 - 14:04

Track Rating: Synthetic, Weather: Overcast, Rail Position: True

Section		Overall	1000m	800m	600m	400m	200m	Last 600m					
Field Times		1:10.54 (0:13.17)	0:57.37 (0:10.63)	0:46.74 (0:10.89)	0:35.85 (0:11.39)	0:24.46 (0:11.92)	0:12.54 (0:12.54)	0:35.85					
Rank	TAB Horse/Jockey	Barrier	Top Speed [km/h]	Fastest Section							Margin	Distance Travelled [m]	
1	4 SERIGALA Cody Collis	4	68.3 Overall	0:10.63 1000m	1:10.54 [1] (0:13.17)	0:57.37 [1] (0:10.63)	0:46.74 [1] (0:10.89)	0:35.85 [1] (0:11.39)	0:24.46 [1] (0:11.92)	0:12.54 [1] (0:12.54)	1:10.54	0:35.85	
2	1 QUIET RIOT Bailey Wheeler	2	69.2 1000m	0:10.57 1000m	1:10.78 [2] (0:13.42)	0:57.36 [2] (0:10.57)	0:46.79 [2] (0:10.93)	0:35.86 [2] (0:11.29)	0:24.57 [2] (0:11.87)	0:12.70 [2] (0:12.70)	1.3L	0:35.86	+4
3	2 VETTA VELOCITA Tiffani Brooker	3	69.2 1000m	0:10.63 1000m	1:11.36 [3] (0:13.60)	0:57.76 [5] (0:10.63)	0:47.13 [6] (0:11.04)	0:36.09 [7] (0:11.01)	0:25.08 [3] (0:12.14)	0:12.94 [4] (0:12.94)	4.6L	0:36.09	+1
4	7 METZARRO Jai Williams	7	69.8 800m	0:10.73 1000m	1:11.66 [4] (0:13.75)	0:57.91 [6] (0:10.73)	0:47.18 [7] (0:10.78)	0:36.40 [5] (0:11.25)	0:25.15 [4] (0:12.08)	0:13.07 [3] (0:13.07)	6.1L	0:36.40	+7
5	6 LEGEND RULES Stacey Callow	8	71.1 1000m	0:10.51 1000m	1:12.06 [5] (0:13.76)	0:58.30 [7] (0:10.51)	0:47.79 [5] (0:11.00)	0:36.79 [6] (0:11.43)	0:25.36 [7] (0:12.26)	0:13.10 [5] (0:13.10)	8.4L	0:36.79	+14
6	3 FRANKLIN CORNERS Dan McGillivray	1	69.1 1000m	0:10.64 1000m	1:12.08 [6] (0:13.54)	0:58.54 [4] (0:10.64)	0:47.90 [4] (0:10.95)	0:36.95 [4] (0:11.39)	0:25.56 [5] (0:12.38)	0:13.18 [6] (0:13.18)	8.5L	0:36.95	-3
7	8 WHISTLIN' ARROW Rikki Jamieson	6	69.2 1000m	0:10.56 1000m	1:12.77 [7] (0:13.55)	0:59.22 [3] (0:10.56)	0:48.66 [3] (0:10.98)	0:37.68 [3] (0:11.60)	0:26.08 [6] (0:12.78)	0:13.30 [7] (0:13.30)	12.5L	0:37.68	+4

Scratched: Atomic Selfie (#5)

[] Ranking at each section and finish
 -:-:- No data available at this section
 NA No data available

SCN Saddle cloth number
 DNF Did not finish
 DNT Did not track



Horse/Jockey Name	Serigala
Final Rank	1
Fastest Section Time (Section)	0:10.63 (1000m)
Top Speed [km/h] (Section)	68.3 (Overall)
Race State	Finished



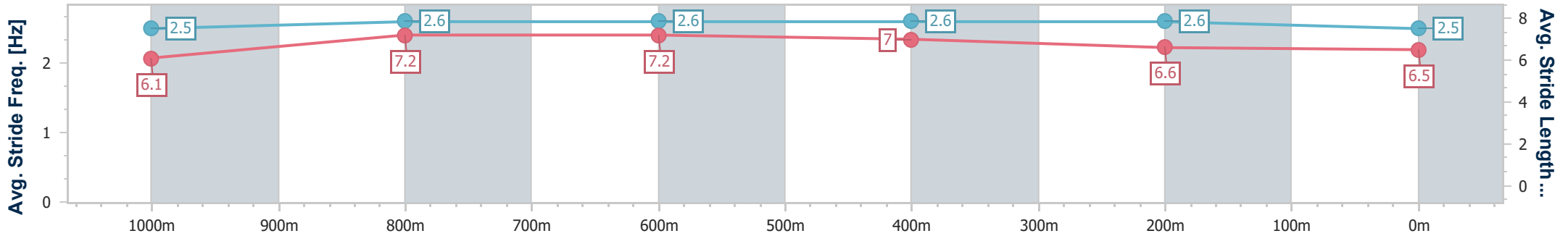
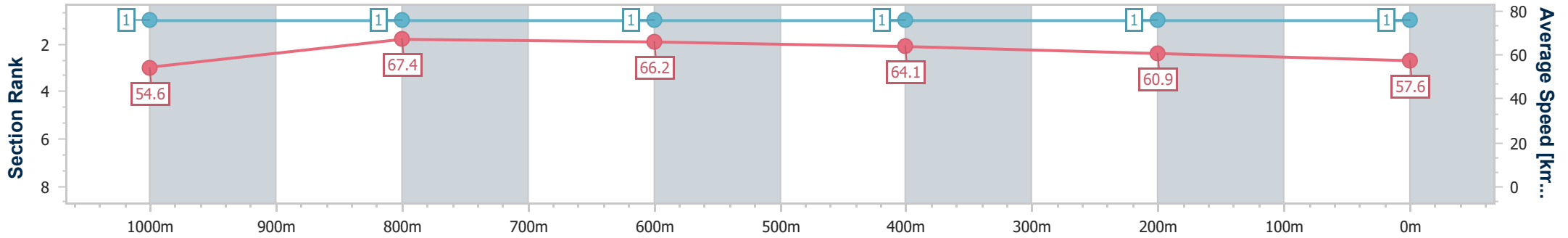
Aquis Park Gold Coast Poly QLD Professional
 Race 3: AARBRO STEEL TRADING BENCHMARK 65 Handicap
 - 1200m



29 April 2023 - 14:04

Track Rating: Synthetic, Weather: Overcast, Rail Position: True

Section	Overall	1000m	800m	600m	400m	200m
Section Times	1:10.54 [1] (0:13.17)	0:57.37 [1] (0:10.63)	0:46.74 [1] (0:10.89)	0:35.85 [1] (0:11.39)	0:24.46 [1] (0:11.92)	0:12.54 [1] (0:12.54)
Average Speed [km/h]	54.6	67.4	66.2	64.1	60.9	57.6
Top Speed [km/h]	68.3	68.1	67.6	67.2	62.3	59.8
Avg. Dist. to Rail [m]	1.4	1.9	1.0	2.9	3.1	5.1
Avg. Stride Freq. [Hz]	2.5	2.6	2.6	2.6	2.6	2.5
Avg. Stride Length [m]	6.1	7.2	7.2	7.0	6.6	6.5



- [] Ranking at each section and finish
- .-.- No data available at this section
- NA No data available



Horse/Jockey Name	Quiet Riot
Final Rank	2
Fastest Section Time (Section)	0:10.57 (1000m)
Top Speed [km/h] (Section)	69.2 (1000m)
Race State	Finished



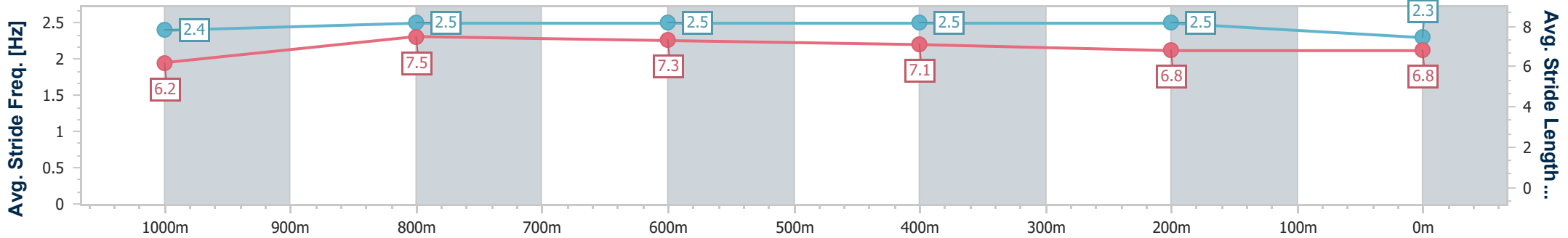
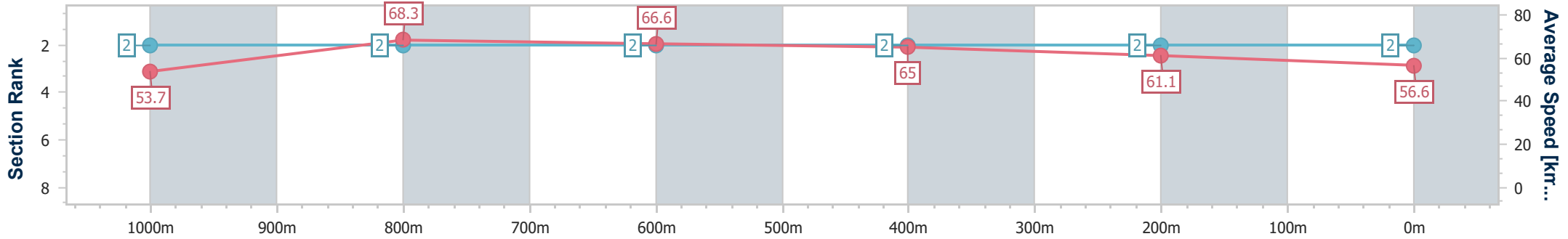
Aquis Park Gold Coast Poly QLD Professional
 Race 3: AARBRO STEEL TRADING BENCHMARK 65 Handicap
 - 1200m



29 April 2023 - 14:04

Track Rating: Synthetic, Weather: Overcast, Rail Position: True

Section	Overall	1000m	800m	600m	400m	200m
Section Times	1:10.78 [2] (0:13.42)	0:57.36 [2] (0:10.57)	0:46.79 [2] (0:10.93)	0:35.86 [2] (0:11.29)	0:24.57 [2] (0:11.87)	0:12.70 [2] (0:12.70)
Average Speed [km/h]	53.7	68.3	66.6	65.0	61.1	56.6
Top Speed [km/h]	67.0	69.2	67.5	67.7	62.6	59.3
Avg. Dist. to Rail [m]	1.8	1.1	2.1	3.7	2.7	6.4
Avg. Stride Freq. [Hz]	2.4	2.5	2.5	2.5	2.5	2.3
Avg. Stride Length [m]	6.2	7.5	7.3	7.1	6.8	6.8



- [] Ranking at each section and finish
- .-.- No data available at this section
- NA No data available



Horse/Jockey Name	Vetta Velocita
Final Rank	3
Fastest Section Time (Section)	0:10.63 (1000m)
Top Speed [km/h] (Section)	69.2 (1000m)
Race State	Finished



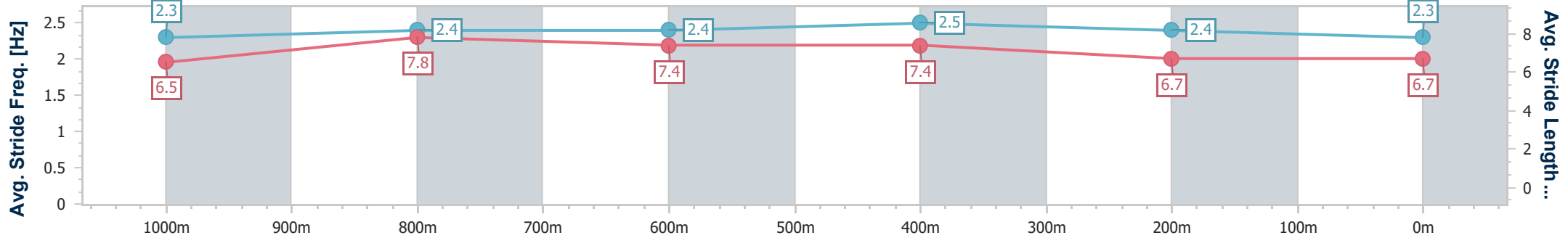
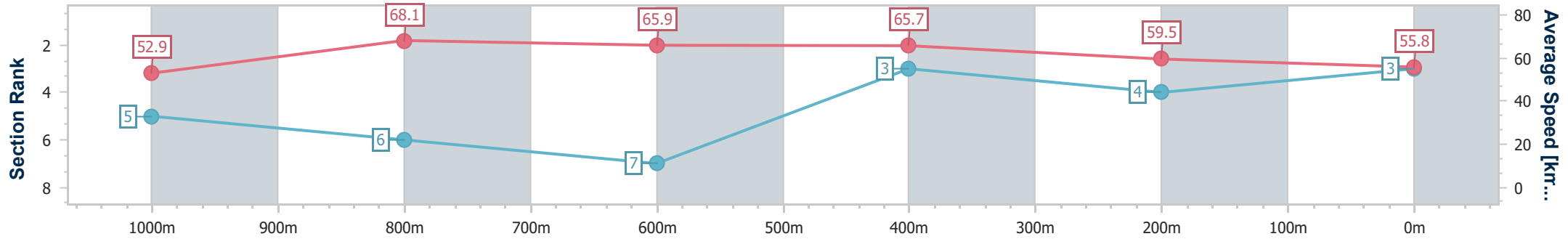
Aquis Park Gold Coast Poly QLD Professional
Race 3: AARBRO STEEL TRADING BENCHMARK 65 Handicap - 1200m



29 April 2023 - 14:04

Track Rating: Synthetic, Weather: Overcast, Rail Position: True

Section	Overall	1000m	800m	600m	400m	200m
Section Times	1:11.36 [3] (0:13.60)	0:57.76 [5] (0:10.63)	0:47.13 [6] (0:11.04)	0:36.09 [7] (0:11.01)	0:25.08 [3] (0:12.14)	0:12.94 [4] (0:12.94)
Average Speed [km/h]	52.9	68.1	65.9	65.7	59.5	55.8
Top Speed [km/h]	68.3	69.2	68.0	68.0	61.8	58.7
Avg. Dist. to Rail [m]	2.3	1.0	2.0	1.2	2.2	5.6
Avg. Stride Freq. [Hz]	2.3	2.4	2.4	2.5	2.4	2.3
Avg. Stride Length [m]	6.5	7.8	7.4	7.4	6.7	6.7



- [] Ranking at each section and finish
- .-.- No data available at this section
- NA No data available



Horse/Jockey Name	Metzarro
Final Rank	4
Fastest Section Time (Section)	0:10.73 (1000m)
Top Speed [km/h] (Section)	69.8 (800m)
Race State	Finished

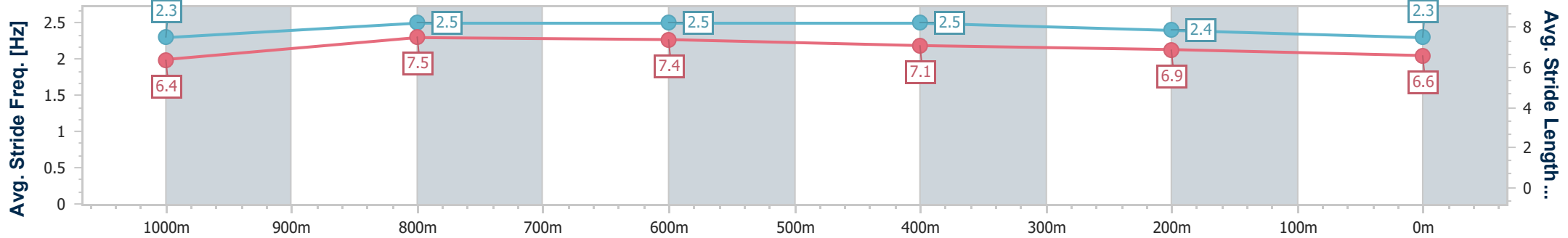
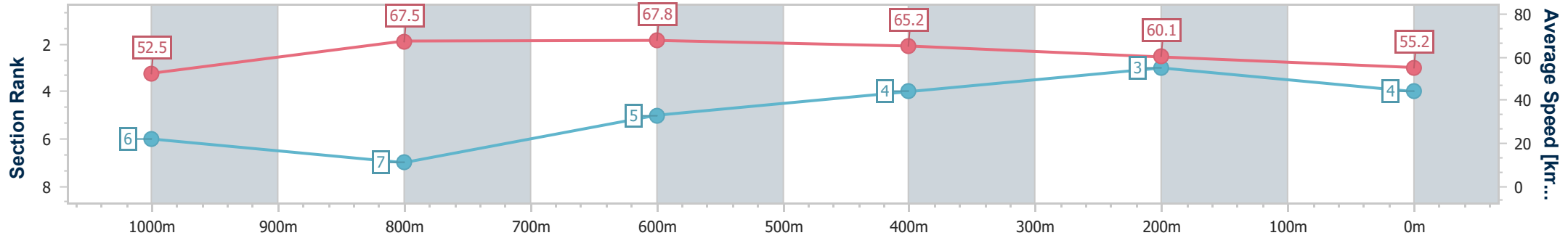


Aquis Park Gold Coast Poly QLD Professional
 Race 3: AARBRO STEEL TRADING BENCHMARK 65 Handicap - 1200m
 HOME OF THE GOLD COAST TURF CLUB & SPORT CENTRE

29 April 2023 - 14:04

Track Rating: Synthetic, Weather: Overcast, Rail Position: True

Section	Overall	1000m	800m	600m	400m	200m
Section Times	1:11.66 [4] (0:13.75)	0:57.91 [6] (0:10.73)	0:47.18 [7] (0:10.78)	0:36.40 [5] (0:11.25)	0:25.15 [4] (0:12.08)	0:13.07 [3] (0:13.07)
Average Speed [km/h]	52.5	67.5	67.8	65.2	60.1	55.2
Top Speed [km/h]	67.8	69.1	69.8	66.9	62.3	60.3
Avg. Dist. to Rail [m]	4.8	2.3	2.8	4.1	4.5	7.8
Avg. Stride Freq. [Hz]	2.3	2.5	2.5	2.5	2.4	2.3
Avg. Stride Length [m]	6.4	7.5	7.4	7.1	6.9	6.6



- [] Ranking at each section and finish
- .-.- No data available at this section
- NA No data available



Horse/Jockey Name	Legend Rules
Final Rank	5
Fastest Section Time (Section)	0:10.51 (1000m)
Top Speed [km/h] (Section)	71.1 (1000m)
Race State	Finished



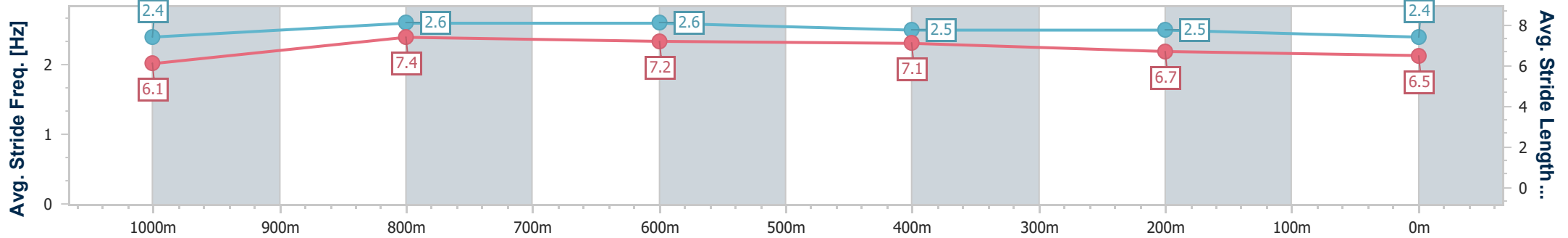
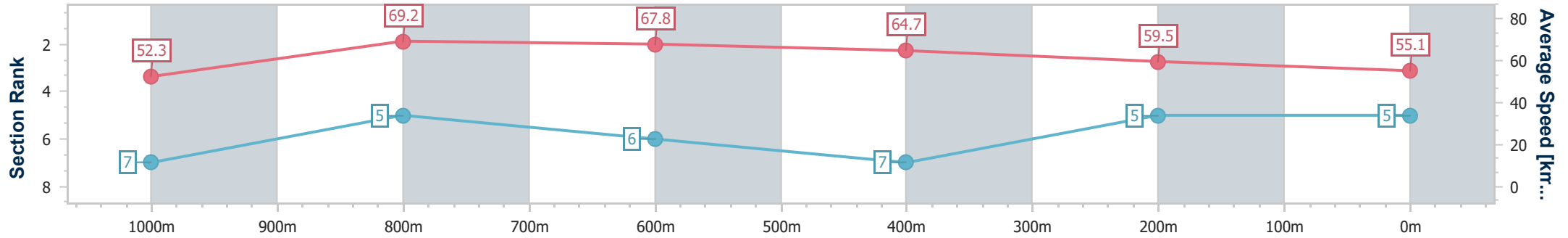
Aquis Park Gold Coast Poly QLD Professional
Race 3: AARBRO STEEL TRADING BENCHMARK 65 Handicap - 1200m



29 April 2023 - 14:04

Track Rating: Synthetic, Weather: Overcast, Rail Position: True

Section	Overall	1000m	800m	600m	400m	200m
Section Times	1:12.06 [5] (0:13.76)	0:58.30 [7] (0:10.51)	0:47.79 [5] (0:11.00)	0:36.79 [6] (0:11.43)	0:25.36 [7] (0:12.26)	0:13.10 [5] (0:13.10)
Average Speed [km/h]	52.3	69.2	67.8	64.7	59.5	55.1
Top Speed [km/h]	70.2	71.1	69.4	68.0	61.7	56.9
Avg. Dist. to Rail [m]	5.8	3.1	6.5	6.1	6.6	8.1
Avg. Stride Freq. [Hz]	2.4	2.6	2.6	2.5	2.5	2.4
Avg. Stride Length [m]	6.1	7.4	7.2	7.1	6.7	6.5



- [] Ranking at each section and finish
- .-.- No data available at this section
- NA No data available



Horse/Jockey Name	Franklin Corners
Final Rank	6
Fastest Section Time (Section)	0:10.64 (1000m)
Top Speed [km/h] (Section)	69.1 (1000m)
Race State	Finished



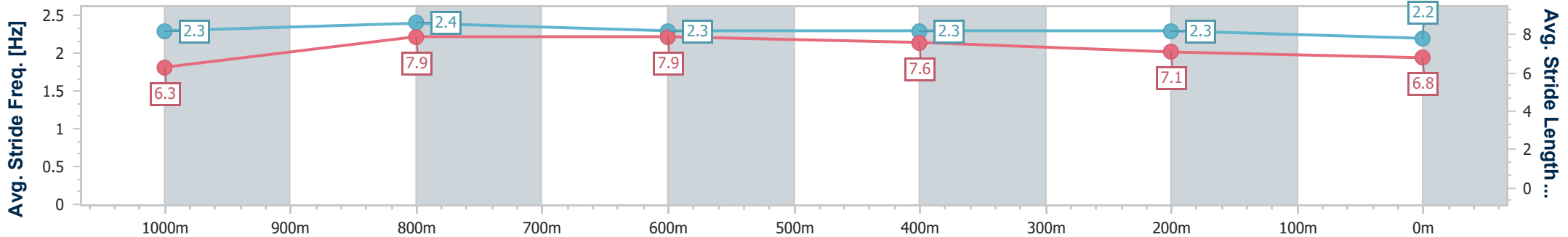
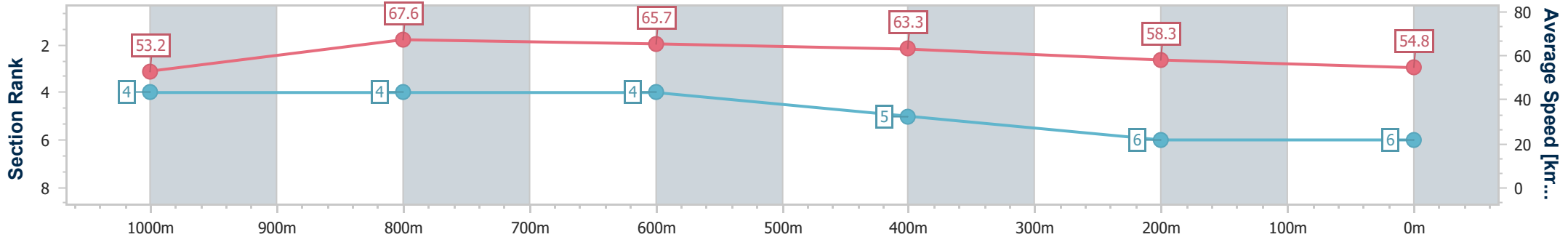
Aquis Park Gold Coast Poly QLD Professional
Race 3: AARBRO STEEL TRADING BENCHMARK 65 Handicap - 1200m



29 April 2023 - 14:04

Track Rating: Synthetic, Weather: Overcast, Rail Position: True

Section	Overall	1000m	800m	600m	400m	200m
Section Times	1:12.08 [6] (0:13.54)	0:58.54 [4] (0:10.64)	0:47.90 [4] (0:10.95)	0:36.95 [4] (0:11.39)	0:25.56 [5] (0:12.38)	0:13.18 [6] (0:13.18)
Average Speed [km/h]	53.2	67.6	65.7	63.3	58.3	54.8
Top Speed [km/h]	67.6	69.1	66.3	65.9	60.0	56.7
Avg. Dist. to Rail [m]	0.6	0.4	0.3	0.2	3.5	6.2
Avg. Stride Freq. [Hz]	2.3	2.4	2.3	2.3	2.3	2.2
Avg. Stride Length [m]	6.3	7.9	7.9	7.6	7.1	6.8



- [] Ranking at each section and finish
- .-.- No data available at this section
- NA No data available



Horse/Jockey Name	Whistlin' Arrow
Final Rank	7
Fastest Section Time (Section)	0:10.56 (1000m)
Top Speed [km/h] (Section)	69.2 (1000m)
Race State	Finished



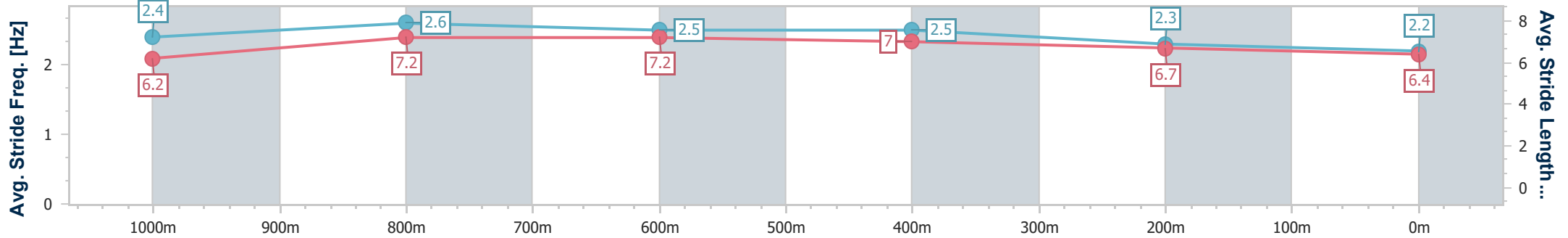
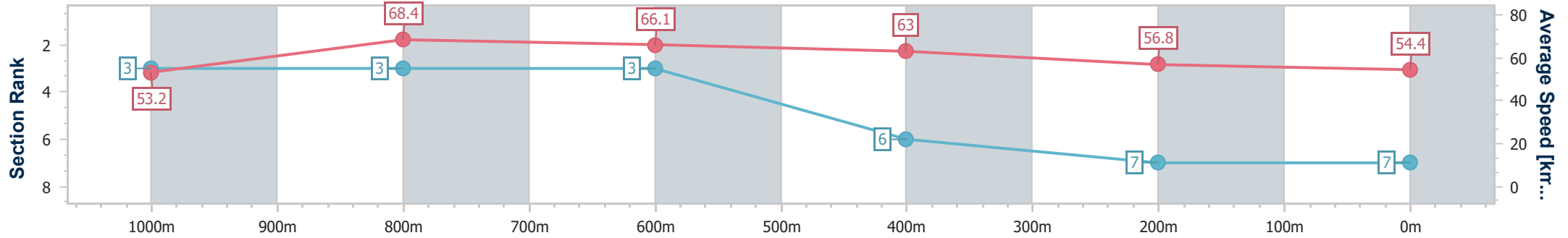
Aquis Park Gold Coast Poly QLD Professional
Race 3: AARBRO STEEL TRADING BENCHMARK 65 Handicap - 1200m



29 April 2023 - 14:04

Track Rating: Synthetic, Weather: Overcast, Rail Position: True

Section	Overall	1000m	800m	600m	400m	200m
Section Times	1:12.77 [7] (0:13.55)	0:59.22 [3] (0:10.56)	0:48.66 [3] (0:10.98)	0:37.68 [3] (0:11.60)	0:26.08 [6] (0:12.78)	0:13.30 [7] (0:13.30)
Average Speed [km/h]	53.2	68.4	66.1	63.0	56.8	54.4
Top Speed [km/h]	67.3	69.2	66.9	66.8	59.7	55.5
Avg. Dist. to Rail [m]	3.3	1.4	1.6	3.3	4.9	6.4
Avg. Stride Freq. [Hz]	2.4	2.6	2.5	2.5	2.3	2.2
Avg. Stride Length [m]	6.2	7.2	7.2	7.0	6.7	6.4



- [] Ranking at each section and finish
- .-.- No data available at this section
- NA No data available