



Toowoomba QLD Professional

Race 9: SHERRIN RENTALS BENCHMARK 65 Handicap - 1000m

26 April 2023 - 17:13



Track Rating: Soft 5, Weather: Raining, Rail Position: True Entire

Section		Overall						800m		600m		400m		200m		Last 600m	
Field Times		1:00.36						0:46.55		0:35.20		0:23.64		0:11.74		0:35.20	
		(0:13.81)						(0:11.35)		(0:11.56)		(0:11.90)		(0:11.74)			
Rank	TAB	Horse/Jockey	Barrier	Top Speed [km/h]	Fastest Section									Margin			Distance Travelled [m]
1	9	AMBITIOUS SPIRIT Ryan Maloney	16	66.8 200m	0:11.12 200m	1:00.36 [1] (0:14.78)	0:45.58 [11] (0:11.37)	0:34.21 [10] (0:11.69)	0:22.52 [10] (0:11.40)	0:11.12 [9] (0:11.12)	1:00.36	0:34.21					
2	10	NICCI DE ROSA Jaden Lloyd	5	65.4 800m	0:11.36 800m	1:00.47 [2] (0:13.94)	0:46.53 [2] (0:11.36)	0:35.17 [3] (0:11.68)	0:23.49 [3] (0:11.65)	0:11.84 [2] (0:11.84)	0.5L	0:35.17				+1	
3	16	POINT BREAK Luke Tarrant	3	63.9 800m	0:11.47 800m	1:00.84 [3] (0:14.50)	0:46.34 [8] (0:11.47)	0:34.87 [8] (0:11.63)	0:23.24 [7] (0:11.53)	0:11.71 [5] (0:11.71)	2.5L	0:34.87				-6	
4	4	ORSETTO Marnu Potgieter	10	66.1 800m	0:11.16 800m	1:00.84 [4] (0:14.10)	0:46.74 [3] (0:11.16)	0:35.58 [2] (0:11.46)	0:24.12 [1] (0:11.90)	0:12.22 [1] (0:12.22)	2.6L	0:35.58				+0	
5	3	MAGIC IN ME Georgina Cartwright	1	65.3 800m	0:11.37 800m	1:00.86 [5] (0:14.26)	0:46.60 [6] (0:11.37)	0:35.23 [4] (0:11.47)	0:23.76 [4] (0:11.87)	0:11.89 [4] (0:11.89)	2.7L	0:35.23				-5	
6	13	LITERMONT Ben Thompson	14	66.0 800m	0:11.25 800m	1:00.93 [6] (0:14.66)	0:46.27 [10] (0:11.25)	0:35.02 [9] (0:11.77)	0:23.25 [9] (0:11.60)	0:11.65 [10] (0:11.65)	3L	0:35.02				+4	
7	7	COYNES ROAD Chris Meehan	7	64.5 800m	0:11.54 800m	1:01.07 [7] (0:14.13)	0:46.94 [5] (0:11.54)	0:35.40 [5] (0:11.72)	0:23.68 [5] (0:11.72)	0:11.96 [7] (0:11.96)	3.8L	0:35.40				-3	
8	8	BUNGARRIBEE LAD Cejay Graham	2	64.5 400m	0:11.57 400m	1:01.12 [8] (0:14.17)	0:46.95 [4] (0:11.70)	0:35.25 [6] (0:11.90)	0:23.35 [8] (0:11.57)	0:11.78 [8] (0:11.78)	4L	0:35.25				+1	
9	11	ROWDASH Samantha Collett	9	66.0 800m	0:11.46 800m	1:01.17 [9] (0:14.49)	0:46.68 [7] (0:11.46)	0:35.22 [7] (0:11.59)	0:23.63 [6] (0:11.64)	0:11.99 [6] (0:11.99)	4.2L	0:35.22				+5	
10	1	TURBOART Jake Molloy	4	64.6 600m	0:11.35 800m	1:01.22 [10] (0:13.81)	0:47.41 [1] (0:11.35)	0:36.06 [1] (0:11.66)	0:24.40 [2] (0:11.91)	0:12.49 [3] (0:12.49)	4.4L	0:36.06				-5	

Scratched: Ready Babe (#2), American Red (#5), The Rattlesnake (#6), Royal Nicci (#12), Deep Fire (#15)

[] Ranking at each section and finish
 -:-:- No data available at this section
 NA No data available

SCN Saddle cloth number
 DNF Did not finish
 DNT Did not track



Toowoomba QLD Professional

Race 9: SHERRIN RENTALS BENCHMARK 65 Handicap - 1000m

26 April 2023 - 17:13



Track Rating: Soft 5, Weather: Raining, Rail Position: True Entire

Section	Overall	800m	600m	400m	200m	Last 600m
Field Times	1:00.36 (0:13.81)	0:46.55 (0:11.35)	0:35.20 (0:11.56)	0:23.64 (0:11.90)	0:11.74 (0:11.74)	0:35.20

Rank	TAB	Horse/Jockey	Barrier	Top Speed [km/h]	Fastest Section	Margin	Distance Travelled [m]
11	14	CITROUILLE	15	64.4	0:11.61	5.2L	-3
		Mark Du Plessis		400m	800m		
					1:01.36 [11] (0:14.61)		
					0:46.75 [9] (0:11.61)		
					0:35.14 [11] (0:11.75)		
					0:23.39 [11] (0:11.65)		
					0:11.74 [11] (0:11.74)		

Scratched: Ready Babe (#2), American Red (#5), The Rattlesnake (#6), Royal Nicci (#12), Deep Fire (#15)

[] Ranking at each section and finish
 -:-:- No data available at this section
 NA No data available

SCN Saddle cloth number
 DNF Did not finish
 DNT Did not track



Horse/Jockey Name	Ambitious Spirit
Final Rank	1
Fastest Section Time (Section)	0:11.12 (200m)
Top Speed [km/h] (Section)	66.8 (200m)
Race State	Finished



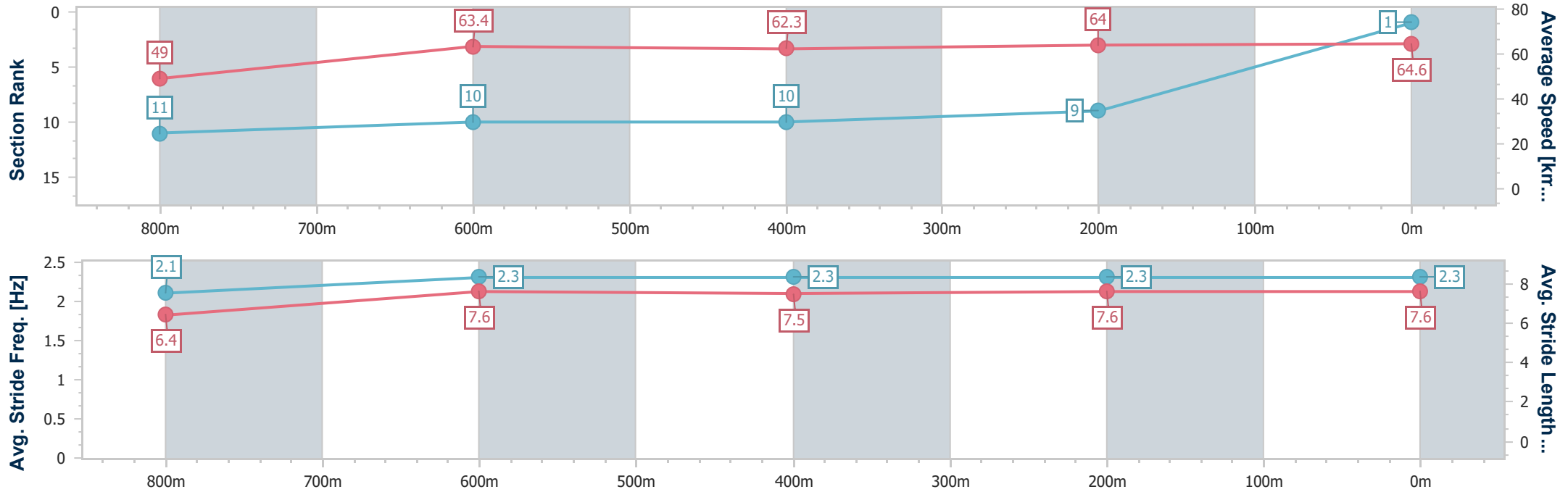
Toowoomba QLD Professional
Race 9: SHERRIN RENTALS BENCHMARK 65 Handicap - 1000m



26 April 2023 - 17:13

Track Rating: Soft 5, Weather: Raining, Rail Position: True Entire

Section	Overall	800m	600m	400m	200m
Section Times	1:00.36 [1] (0:14.78)	0:45.58 [11] (0:11.37)	0:34.21 [10] (0:11.69)	0:22.52 [10] (0:11.40)	0:11.12 [9] (0:11.12)
Average Speed [km/h]	49.0	63.4	62.3	64.0	64.6
Top Speed [km/h]	63.3	64.3	64.1	66.7	66.8
Avg. Dist. to Rail [m]	6.3	1.2	2.2	4.4	7.8
Avg. Stride Freq. [Hz]	2.1	2.3	2.3	2.3	2.3
Avg. Stride Length [m]	6.4	7.6	7.5	7.6	7.6



- [] Ranking at each section and finish
- .-.- No data available at this section
- NA No data available



Horse/Jockey Name	Nicci De Rosa
Final Rank	2
Fastest Section Time (Section)	0:11.36 (800m)
Top Speed [km/h] (Section)	65.4 (800m)
Race State	Finished



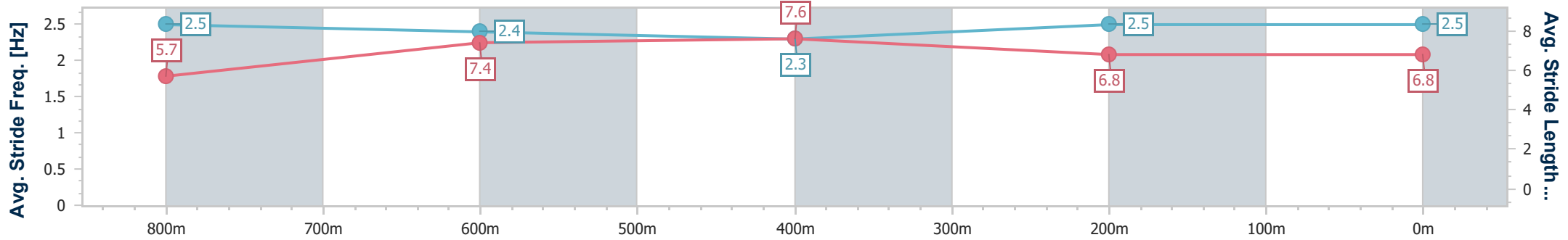
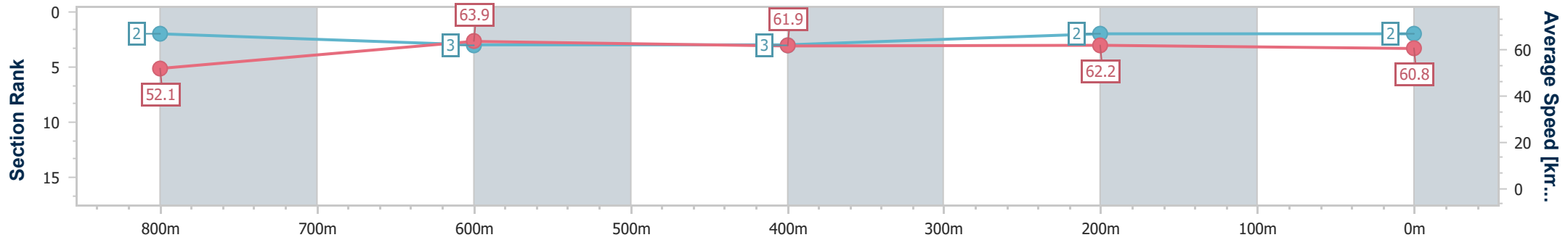
Toowoomba QLD Professional
Race 9: SHERRIN RENTALS BENCHMARK 65 Handicap - 1000m



26 April 2023 - 17:13

Track Rating: Soft 5, Weather: Raining, Rail Position: True Entire

Section	Overall	800m	600m	400m	200m
Section Times	1:00.47 [2] (0:13.94)	0:46.53 [2] (0:11.36)	0:35.17 [3] (0:11.68)	0:23.49 [3] (0:11.65)	0:11.84 [2] (0:11.84)
Average Speed [km/h]	52.1	63.9	61.9	62.2	60.8
Top Speed [km/h]	64.4	65.4	63.7	63.2	62.0
Avg. Dist. to Rail [m]	5.0	2.2	1.3	1.8	4.0
Avg. Stride Freq. [Hz]	2.5	2.4	2.3	2.5	2.5
Avg. Stride Length [m]	5.7	7.4	7.6	6.8	6.8



- [] Ranking at each section and finish
- .-.- No data available at this section
- NA No data available



Horse/Jockey Name	Point Break
Final Rank	3
Fastest Section Time (Section)	0:11.47 (800m)
Top Speed [km/h] (Section)	63.9 (800m)
Race State	Finished



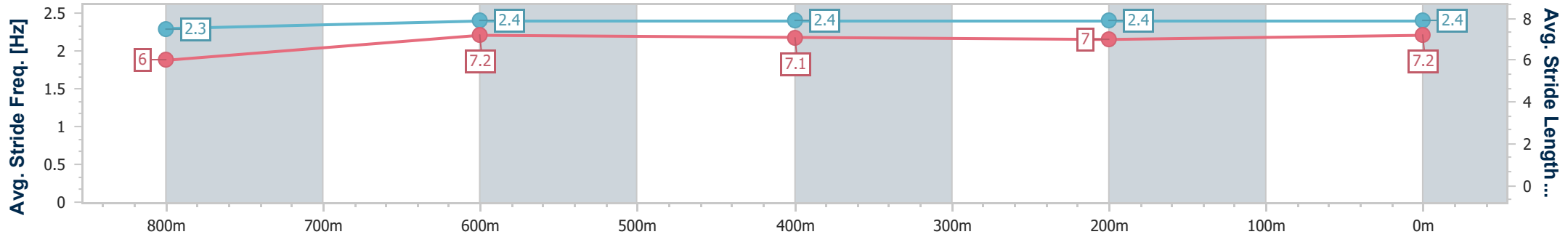
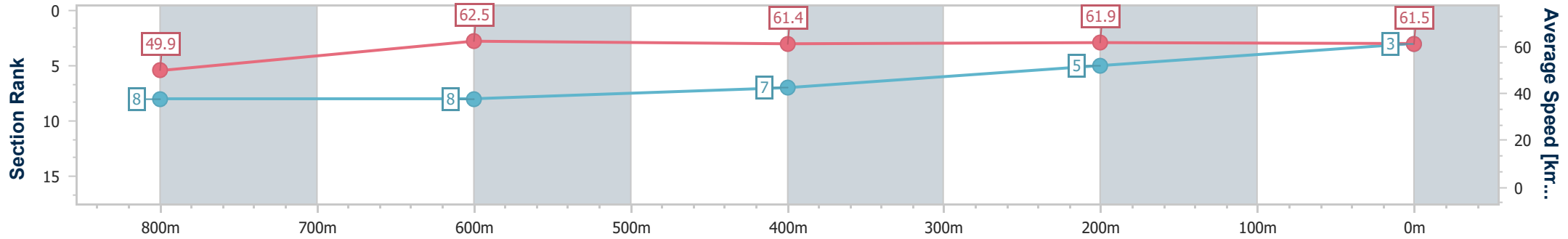
Toowoomba QLD Professional
Race 9: SHERRIN RENTALS BENCHMARK 65 Handicap - 1000m



26 April 2023 - 17:13

Track Rating: Soft 5, Weather: Raining, Rail Position: True Entire

Section	Overall	800m	600m	400m	200m
Section Times	1:00.84 [3] (0:14.50)	0:46.34 [8] (0:11.47)	0:34.87 [8] (0:11.63)	0:23.24 [7] (0:11.53)	0:11.71 [5] (0:11.71)
Average Speed [km/h]	49.9	62.5	61.4	61.9	61.5
Top Speed [km/h]	62.6	63.9	63.7	63.2	63.3
Avg. Dist. to Rail [m]	3.1	1.2	1.7	1.8	0.9
Avg. Stride Freq. [Hz]	2.3	2.4	2.4	2.4	2.4
Avg. Stride Length [m]	6.0	7.2	7.1	7.0	7.2



- [] Ranking at each section and finish
- .-.- No data available at this section
- NA No data available



Horse/Jockey Name	Orsetto
Final Rank	4
Fastest Section Time (Section)	0:11.16 (800m)
Top Speed [km/h] (Section)	66.1 (800m)
Race State	Finished



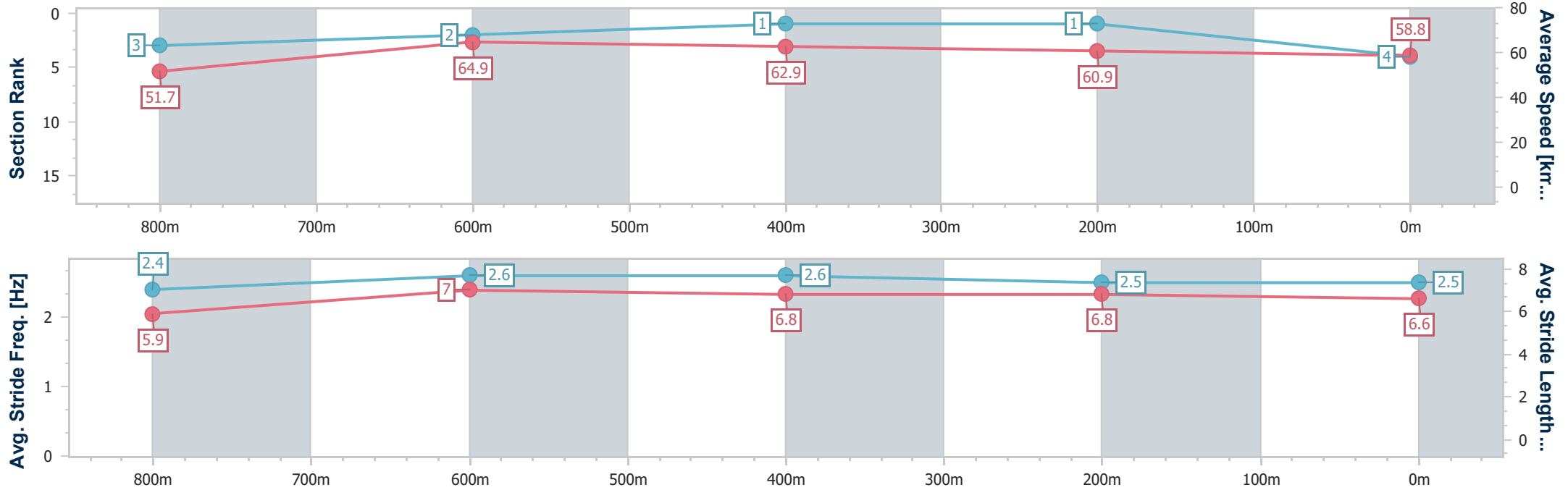
Toowoomba QLD Professional
Race 9: SHERRIN RENTALS BENCHMARK 65 Handicap - 1000m



26 April 2023 - 17:13

Track Rating: Soft 5, Weather: Raining, Rail Position: True Entire

Section	Overall	800m	600m	400m	200m
Section Times	1:00.84 [4] (0:14.10)	0:46.74 [3] (0:11.16)	0:35.58 [2] (0:11.46)	0:24.12 [1] (0:11.90)	0:12.22 [1] (0:12.22)
Average Speed [km/h]	51.7	64.9	62.9	60.9	58.8
Top Speed [km/h]	64.2	66.1	65.4	61.6	60.3
Avg. Dist. to Rail [m]	6.2	1.7	0.6	2.3	4.7
Avg. Stride Freq. [Hz]	2.4	2.6	2.6	2.5	2.5
Avg. Stride Length [m]	5.9	7.0	6.8	6.8	6.6



- [] Ranking at each section and finish
- .-.- No data available at this section
- NA No data available



Horse/Jockey Name	Magic In Me
Final Rank	5
Fastest Section Time (Section)	0:11.37 (800m)
Top Speed [km/h] (Section)	65.3 (800m)
Race State	Finished



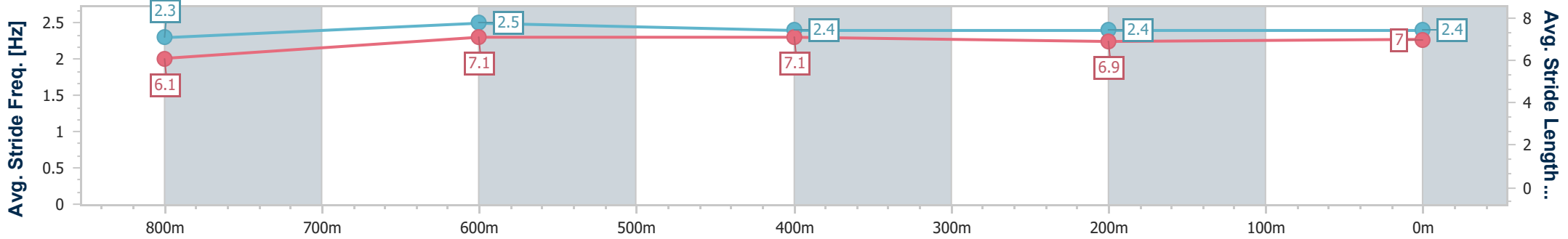
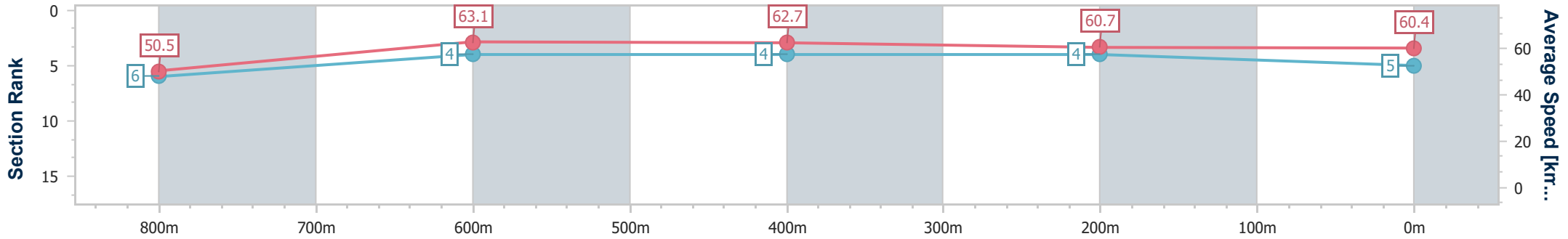
Toowoomba QLD Professional
Race 9: SHERRIN RENTALS BENCHMARK 65 Handicap - 1000m



26 April 2023 - 17:13

Track Rating: Soft 5, Weather: Raining, Rail Position: True Entire

Section	Overall	800m	600m	400m	200m
Section Times	1:00.86 [5] (0:14.26)	0:46.60 [6] (0:11.37)	0:35.23 [4] (0:11.47)	0:23.76 [4] (0:11.87)	0:11.89 [4] (0:11.89)
Average Speed [km/h]	50.5	63.1	62.7	60.7	60.4
Top Speed [km/h]	64.7	65.3	64.7	61.8	62.2
Avg. Dist. to Rail [m]	1.8	0.8	0.6	0.6	3.0
Avg. Stride Freq. [Hz]	2.3	2.5	2.4	2.4	2.4
Avg. Stride Length [m]	6.1	7.1	7.1	6.9	7.0



- [] Ranking at each section and finish
- .-.- No data available at this section
- NA No data available



Horse/Jockey Name	Litermont
Final Rank	6
Fastest Section Time (Section)	0:11.25 (800m)
Top Speed [km/h] (Section)	66.0 (800m)
Race State	Finished



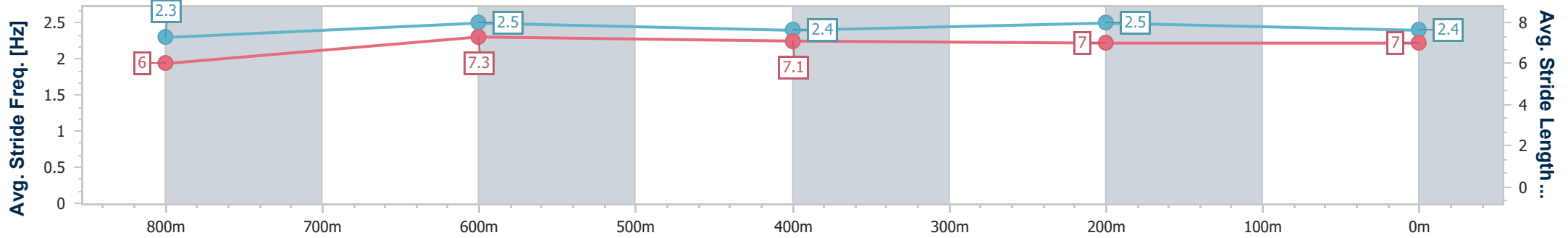
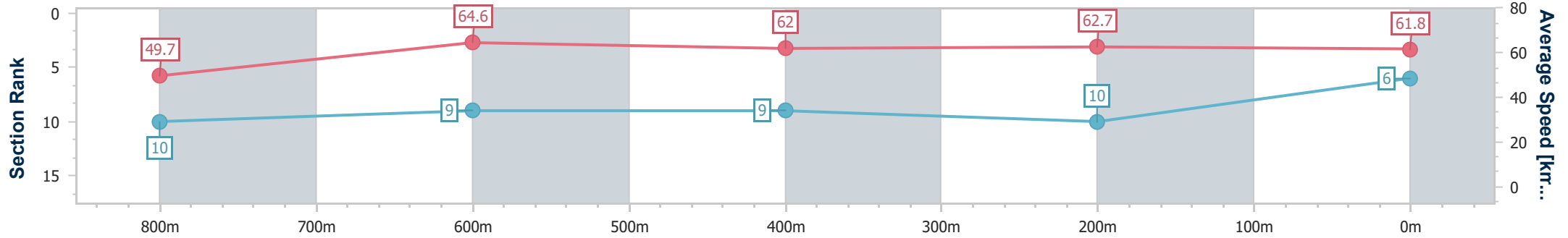
Toowoomba QLD Professional
Race 9: SHERRIN RENTALS BENCHMARK 65 Handicap - 1000m



26 April 2023 - 17:13

Track Rating: Soft 5, Weather: Raining, Rail Position: True Entire

Section	Overall	800m	600m	400m	200m
Section Times	1:00.93 [6] (0:14.66)	0:46.27 [10] (0:11.25)	0:35.02 [9] (0:11.77)	0:23.25 [9] (0:11.60)	0:11.65 [10] (0:11.65)
Average Speed [km/h]	49.7	64.6	62.0	62.7	61.8
Top Speed [km/h]	63.3	66.0	62.9	64.2	62.9
Avg. Dist. to Rail [m]	7.3	2.7	2.7	3.6	7.5
Avg. Stride Freq. [Hz]	2.3	2.5	2.4	2.5	2.4
Avg. Stride Length [m]	6.0	7.3	7.1	7.0	7.0



- [] Ranking at each section and finish
- .-.- No data available at this section
- NA No data available



Horse/Jockey Name	Coynes Road
Final Rank	7
Fastest Section Time (Section)	0:11.54 (800m)
Top Speed [km/h] (Section)	64.5 (800m)
Race State	Finished



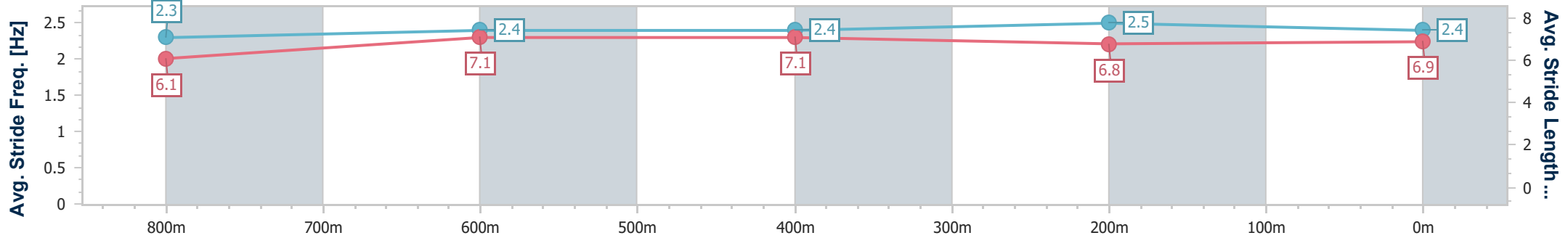
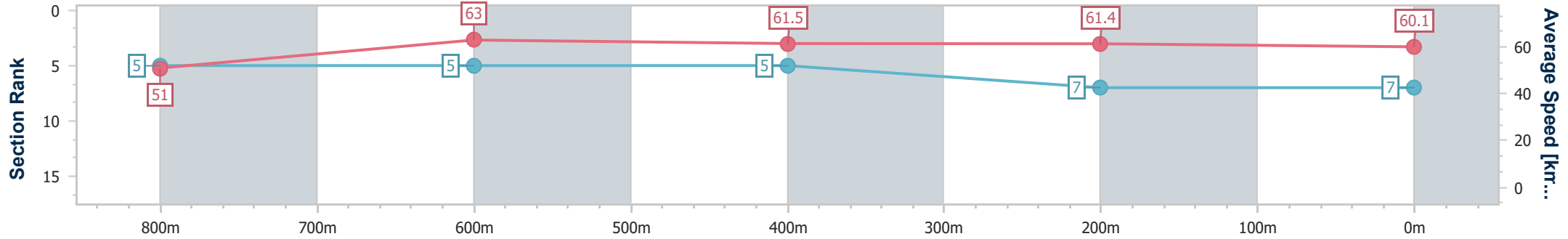
Toowoomba QLD Professional
 Race 9: SHERRIN RENTALS BENCHMARK 65 Handicap - 1000m



26 April 2023 - 17:13

Track Rating: Soft 5, Weather: Raining, Rail Position: True Entire

Section	Overall	800m	600m	400m	200m
Section Times	1:01.07 [7] (0:14.13)	0:46.94 [5] (0:11.54)	0:35.40 [5] (0:11.72)	0:23.68 [5] (0:11.72)	0:11.96 [7] (0:11.96)
Average Speed [km/h]	51.0	63.0	61.5	61.4	60.1
Top Speed [km/h]	63.4	64.5	64.0	62.9	62.7
Avg. Dist. to Rail [m]	1.7	2.2	0.3	1.3	4.2
Avg. Stride Freq. [Hz]	2.3	2.4	2.4	2.5	2.4
Avg. Stride Length [m]	6.1	7.1	7.1	6.8	6.9



- [] Ranking at each section and finish
- .-.- No data available at this section
- NA No data available



Horse/Jockey Name	Bungarribee Lad
Final Rank	8
Fastest Section Time (Section)	0:11.57 (400m)
Top Speed [km/h] (Section)	64.5 (400m)
Race State	Finished



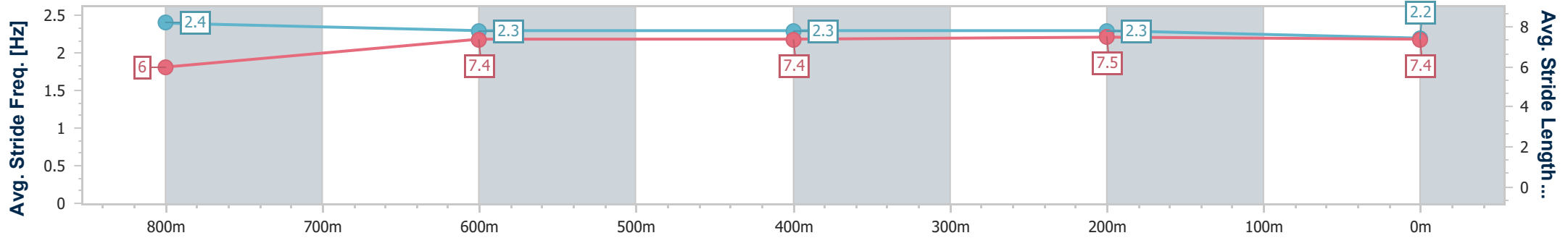
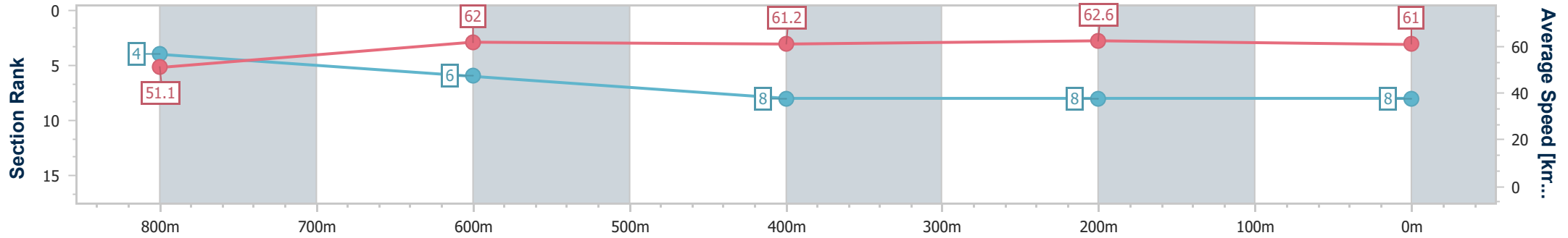
Toowoomba QLD Professional
Race 9: SHERRIN RENTALS BENCHMARK 65 Handicap - 1000m



26 April 2023 - 17:13

Track Rating: Soft 5, Weather: Raining, Rail Position: True Entire

Section	Overall	800m	600m	400m	200m
Section Times	1:01.12 [8] (0:14.17)	0:46.95 [4] (0:11.70)	0:35.25 [6] (0:11.90)	0:23.35 [8] (0:11.57)	0:11.78 [8] (0:11.78)
Average Speed [km/h]	51.1	62.0	61.2	62.6	61.0
Top Speed [km/h]	63.0	62.9	63.6	64.5	63.3
Avg. Dist. to Rail [m]	3.0	2.0	2.5	2.1	1.0
Avg. Stride Freq. [Hz]	2.4	2.3	2.3	2.3	2.2
Avg. Stride Length [m]	6.0	7.4	7.4	7.5	7.4



- [] Ranking at each section and finish
- .-.- No data available at this section
- NA No data available



Horse/Jockey Name	Rowdash
Final Rank	9
Fastest Section Time (Section)	0:11.46 (800m)
Top Speed [km/h] (Section)	66.0 (800m)
Race State	Finished



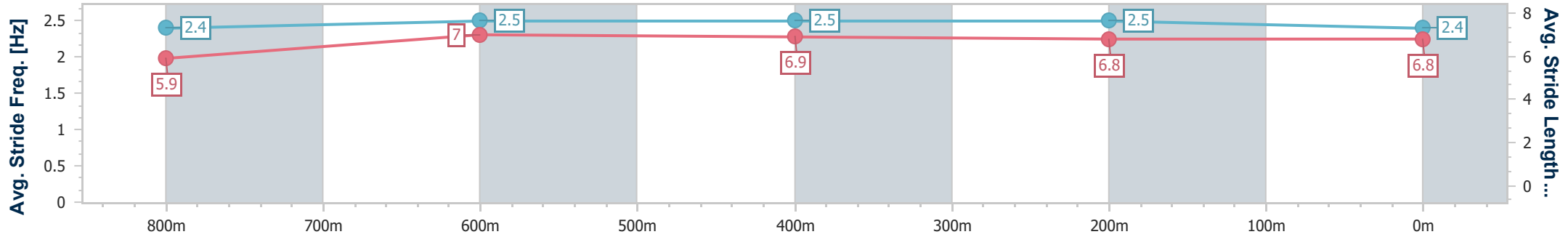
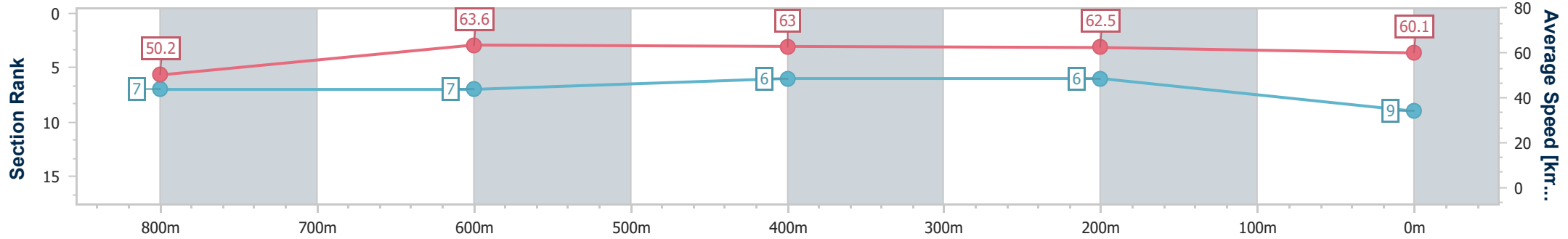
Toowoomba QLD Professional
Race 9: SHERRIN RENTALS BENCHMARK 65 Handicap - 1000m



26 April 2023 - 17:13

Track Rating: Soft 5, Weather: Raining, Rail Position: True Entire

Section	Overall	800m	600m	400m	200m
Section Times	1:01.17 [9] (0:14.49)	0:46.68 [7] (0:11.46)	0:35.22 [7] (0:11.59)	0:23.63 [6] (0:11.64)	0:11.99 [6] (0:11.99)
Average Speed [km/h]	50.2	63.6	63.0	62.5	60.1
Top Speed [km/h]	62.3	66.0	65.5	64.4	62.5
Avg. Dist. to Rail [m]	6.0	3.4	2.9	3.9	5.4
Avg. Stride Freq. [Hz]	2.4	2.5	2.5	2.5	2.4
Avg. Stride Length [m]	5.9	7.0	6.9	6.8	6.8



- [] Ranking at each section and finish
- .-.- No data available at this section
- NA No data available



Horse/Jockey Name	Turboart
Final Rank	10
Fastest Section Time (Section)	0:11.35 (800m)
Top Speed [km/h] (Section)	64.6 (600m)
Race State	Finished



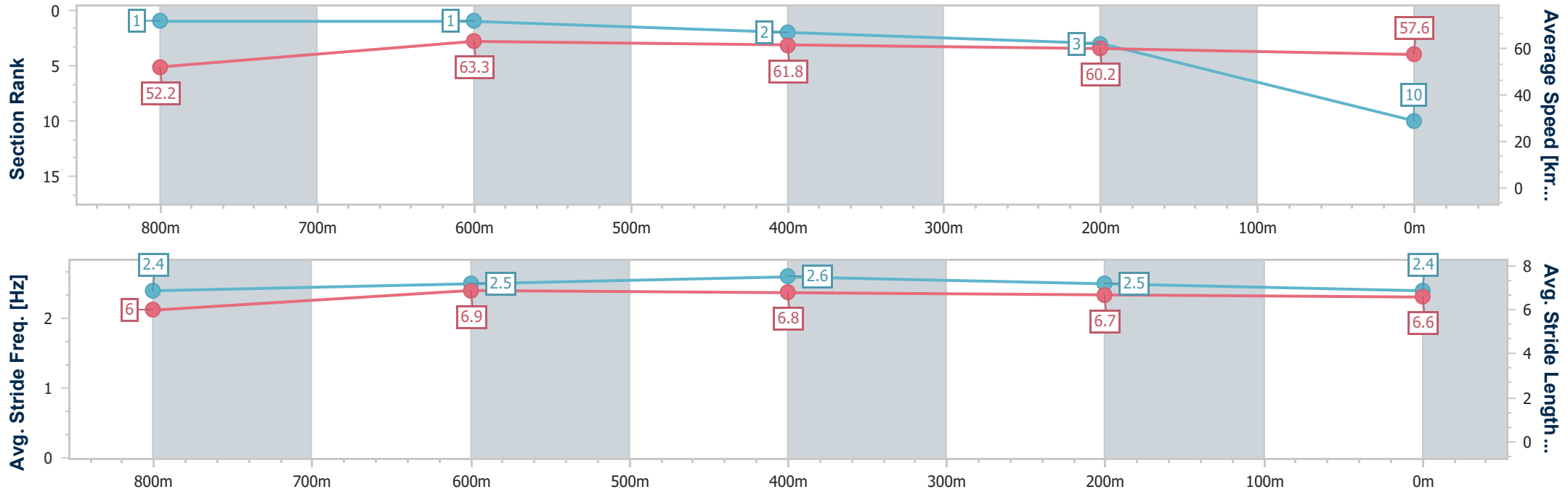
Toowoomba QLD Professional
Race 9: SHERRIN RENTALS BENCHMARK 65 Handicap - 1000m



26 April 2023 - 17:13

Track Rating: Soft 5, Weather: Raining, Rail Position: True Entire

Section	Overall	800m	600m	400m	200m
Section Times	1:01.22 [10] (0:13.81)	0:47.41 [1] (0:11.35)	0:36.06 [1] (0:11.66)	0:24.40 [2] (0:11.91)	0:12.49 [3] (0:12.49)
Average Speed [km/h]	52.2	63.3	61.8	60.2	57.6
Top Speed [km/h]	64.6	64.6	64.6	61.1	59.7
Avg. Dist. to Rail [m]	1.3	0.5	0.2	0.7	1.3
Avg. Stride Freq. [Hz]	2.4	2.5	2.6	2.5	2.4
Avg. Stride Length [m]	6.0	6.9	6.8	6.7	6.6



- [] Ranking at each section and finish
- .-.- No data available at this section
- NA No data available



Horse/Jockey Name	Citrouille
Final Rank	11
Fastest Section Time (Section)	0:11.61 (800m)
Top Speed [km/h] (Section)	64.4 (400m)
Race State	Finished



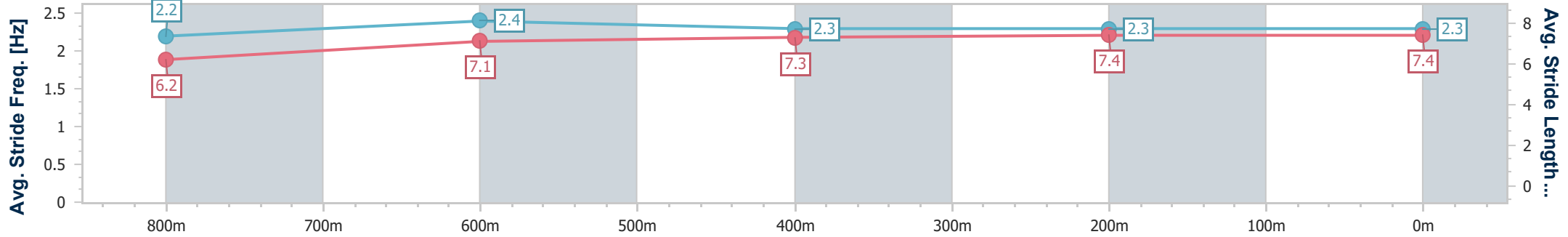
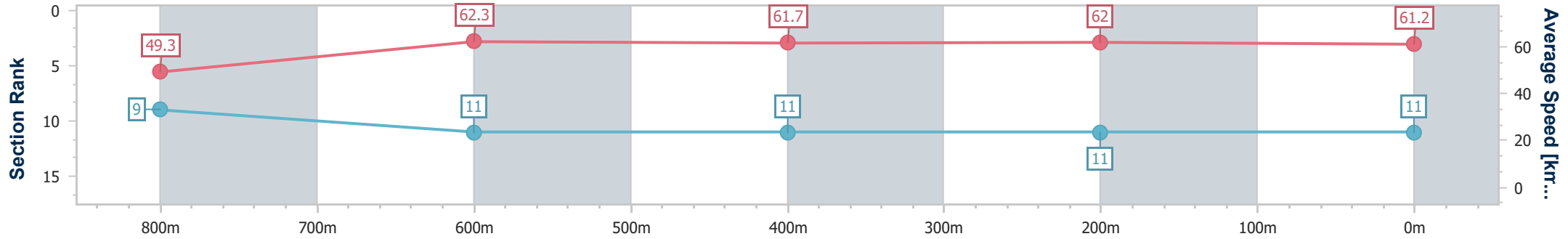
Toowoomba QLD Professional
Race 9: SHERRIN RENTALS BENCHMARK 65 Handicap - 1000m



26 April 2023 - 17:13

Track Rating: Soft 5, Weather: Raining, Rail Position: True Entire

Section	Overall	800m	600m	400m	200m
Section Times	1:01.36 [11] (0:14.61)	0:46.75 [9] (0:11.61)	0:35.14 [11] (0:11.75)	0:23.39 [11] (0:11.65)	0:11.74 [11] (0:11.74)
Average Speed [km/h]	49.3	62.3	61.7	62.0	61.2
Top Speed [km/h]	62.7	63.2	64.0	64.4	63.9
Avg. Dist. to Rail [m]	4.4	1.5	1.4	1.3	2.3
Avg. Stride Freq. [Hz]	2.2	2.4	2.3	2.3	2.3
Avg. Stride Length [m]	6.2	7.1	7.3	7.4	7.4



- [] Ranking at each section and finish
- .-.- No data available at this section
- NA No data available