



Toowoomba QLD Professional
Race 8: 1EQUINE - FOR THE EQUINE ATHLETE BENCHMARK 70
Handicap - 1850m
26 April 2023 - 16:40



Track Rating: Soft 5 , Weather: Overcast, Rail Position: True Entire

Section														
Field Times	Overall	1600m	1400m	1200m	1000m	800m	600m	Last 600m						
	1:54.71 (0:16.24)	1:38.47 (0:10.59)	1:27.88 (0:11.53)	1:16.35 (0:12.52)	1:03.83 (0:13.23)	0:50.60 (0:12.90)	0:37.70 (0:13.02)	0:37.70						
Rank	TAB	Horse/Jockey	Barrier	Top Speed [km/h]	Fastest Section								Distance Travelled [m]	
1	1	ZADIG Jaden Lloyd	12	67.7 1600m	0:10.66 1600m	1:54.71 [1] (0:16.55)	1:38.16 [3] (0:10.66)	1:27.50 [3] (0:11.47)	1:16.03 [3] (0:12.65)	1:03.38 [3] (0:13.23)	0:50.15 [3] (0:12.80)	0:37.35 [3] (0:12.68)	0:37.35	
2	11	CARBONETTI James Orman	1	67.7 1600m	0:10.82 1600m	1:55.38 [2] (0:16.70)	1:38.68 [5] (0:10.82)	1:27.86 [6] (0:11.74)	1:16.12 [6] (0:12.61)	1:03.51 [6] (0:13.32)	0:50.19 [6] (0:12.68)	0:37.51 [8] (0:12.71)	0:37.51	-5
3	7	GUTS 'N' GLORY Les Tilley	5	67.9 1600m	0:10.76 1600m	1:55.39 [3] (0:17.37)	1:38.02 [11] (0:10.76)	1:27.26 [11] (0:11.58)	1:15.68 [10] (0:12.65)	1:03.03 [10] (0:13.25)	0:49.78 [10] (0:12.50)	0:37.28 [11] (0:12.42)	0:37.28	+4
4	3	TELEPHONE BOOTH Angela Jones	16	68.8 1600m	0:10.57 1600m	1:55.54 [4] (0:16.34)	1:39.20 [2] (0:10.57)	1:28.63 [2] (0:11.57)	1:17.06 [2] (0:12.54)	1:04.52 [2] (0:13.30)	0:51.22 [2] (0:12.88)	0:38.34 [2] (0:12.83)	0:38.34	+0
5	2	MAEVILA RULER Justin Huxtable	10	68.3 1600m	0:10.79 1600m	1:55.60 [5] (0:16.76)	1:38.84 [6] (0:10.79)	1:28.05 [7] (0:11.78)	1:16.27 [7] (0:12.65)	1:03.62 [7] (0:13.25)	0:50.37 [7] (0:12.57)	0:37.80 [6] (0:12.62)	0:37.80	+3
6	5	COSMIC GOSSIP Jake Molloy	6	67.3 1600m	0:10.74 1600m	1:55.69 [6] (0:16.64)	1:39.05 [4] (0:10.74)	1:28.31 [5] (0:11.59)	1:16.72 [5] (0:12.53)	1:04.19 [4] (0:13.30)	0:50.89 [4] (0:12.70)	0:38.19 [4] (0:12.79)	0:38.19	-4
7	10	INUWASHI Ben Thompson	8	67.2 1400m	0:10.92 1600m	1:55.75 [7] (0:17.23)	1:38.52 [10] (0:10.92)	1:27.60 [10] (0:11.61)	1:15.99 [11] (0:12.66)	1:03.33 [11] (0:13.26)	0:50.07 [11] (0:12.34)	0:37.73 [9] (0:12.49)	0:37.73	-4
8	6	YANGARI Damien Thornton	3	67.6 1600m	0:10.86 1600m	1:56.20 [8] (0:17.06)	1:39.14 [8] (0:10.86)	1:28.28 [8] (0:11.54)	1:16.74 [9] (0:12.62)	1:04.12 [8] (0:13.27)	0:50.85 [9] (0:12.64)	0:38.21 [10] (0:12.77)	0:38.21	-7
9	13	WAITAKERE Cejay Graham	13	68.4 1600m	0:10.56 1600m	1:56.44 [9] (0:16.77)	1:39.67 [7] (0:10.56)	1:29.11 [4] (0:11.66)	1:17.45 [4] (0:12.70)	1:04.75 [5] (0:13.24)	0:51.51 [5] (0:12.79)	0:38.72 [5] (0:12.81)	0:38.72	-1
10	9	GOTTA BE FIRST Jason Taylor	9	67.0 1600m	0:10.84 1600m	1:56.44 [10] (0:17.72)	1:38.72 [12] (0:10.84)	1:27.88 [12] (0:11.43)	1:16.45 [12] (0:12.63)	1:03.82 [12] (0:13.18)	0:50.64 [12] (0:12.59)	0:38.05 [12] (0:12.76)	0:38.05	+3

Scratched: Dauenay (#12), Got The Lot (#14), Drop The Pilot (#15), Nina Artie (#16)

[] Ranking at each section and finish
 -:-:- No data available at this section
 NA No data available
 SCN Saddle cloth number
 DNF Did not finish
 DNT Did not track



Toowoomba QLD Professional
Race 8: 1EQUINE - FOR THE EQUINE ATHLETE BENCHMARK 70
Handicap - 1850m
26 April 2023 - 16:40



Track Rating: Soft 5 , Weather: Overcast, Rail Position: True Entire

Section		Overall	1600m	1400m	1200m	1000m	800m	600m	Last 600m
Field Times		1:54.71 (0:16.24)	1:38.47 (0:10.59)	1:27.88 (0:11.53)	1:16.35 (0:12.52)	1:03.83 (0:13.23)	0:50.60 (0:12.90)	0:37.70 (0:13.02)	0:37.70

Rank	TAB	Horse/Jockey	Barrier	Top Speed [km/h]	Fastest Section	Overall	1600m	1400m	1200m	1000m	800m	600m	Last 600m	Distance Travelled [m]
11	4	ARCTIC WOLF Justin Stanley	7	67.7 1600m	0:10.86 1600m	1:56.61 [11] (0:17.06)	1:39.55 [9] (0:10.86)	1:28.69 [9] (0:11.50)	1:17.19 [8] (0:12.70)	1:04.49 [9] (0:13.16)	0:51.33 [8] (0:12.52)	0:38.81 [7] (0:12.57)	0:38.81	+4
12	8	VAN GOGH Nathan Evans	2	67.3 1600m	0:10.59 1600m	1:57.62 [12] (0:16.24)	1:41.38 [1] (0:10.59)	1:30.79 [1] (0:11.53)	1:19.26 [1] (0:12.52)	1:06.74 [1] (0:13.23)	0:53.51 [1] (0:12.90)	0:40.61 [1] (0:13.03)	0:40.61	-7

Scratched: Dauvenay (#12), Got The Lot (#14), Drop The Pilot (#15), Nina Artie (#16)



Toowoomba QLD Professional
Race 8: 1EQUINE - FOR THE EQUINE ATHLETE BENCHMARK 70
Handicap - 1850m
26 April 2023 - 16:40



Track Rating: Soft 5 , Weather: Overcast, Rail Position: True Entire

Section				400m	200m			Last 600m		
Field Times				0:24.68 (0:12.25)	0:12.43 (0:12.43)			0:37.70		
Rank	TAB	Horse/Jockey	Barrier	Top Speed [km/h]	Fastest Section	Margin				Distance Travelled [m]
1	1	ZADIG Jaden Lloyd	12	67.7 1600m	0:10.66 1600m	0:24.67 [2] (0:12.24)	0:12.43 [1] (0:12.43)	1:54.71	0:37.35	
2	11	CARBONETTI James Orman	1	67.7 1600m	0:10.82 1600m	0:24.80 [9] (0:12.34)	0:12.46 [4] (0:12.46)	3.8L	0:37.51	-5
3	7	GUTS 'N' GLORY Les Tilley	5	67.9 1600m	0:10.76 1600m	0:24.86 [10] (0:12.45)	0:12.41 [6] (0:12.41)	3.9L	0:37.28	+4
4	3	TELEPHONE BOOTH Angela Jones	16	68.8 1600m	0:10.57 1600m	0:25.51 [1] (0:12.65)	0:12.86 [2] (0:12.86)	4.7L	0:38.34	+0
5	2	MAEVILA RULER Justin Huxtable	10	68.3 1600m	0:10.79 1600m	0:25.18 [5] (0:12.40)	0:12.78 [3] (0:12.78)	5L	0:37.80	+3
6	5	COSMIC GOSSIP Jake Molloy	6	67.3 1600m	0:10.74 1600m	0:25.40 [4] (0:12.61)	0:12.79 [5] (0:12.79)	5.4L	0:38.19	-4
7	10	INUWASHI Ben Thompson	8	67.2 1400m	0:10.92 1600m	0:25.24 [8] (0:12.62)	0:12.62 [7] (0:12.62)	5.7L	0:37.73	-4
8	6	YANGARI Damien Thornton	3	67.6 1600m	0:10.86 1600m	0:25.44 [11] (0:12.65)	0:12.79 [11] (0:12.79)	8.2L	0:38.21	-7
9	13	WAITAKERE Cejay Graham	13	68.4 1600m	0:10.56 1600m	0:25.91 [7] (0:12.78)	0:13.13 [9] (0:13.13)	9.5L	0:38.72	-1
10	9	GOTTA BE FIRST Jason Taylor	9	67.0 1600m	0:10.84 1600m	0:25.29 [12] (0:12.82)	0:12.47 [12] (0:12.47)	9.6L	0:38.05	+3

Scratched: Dauenay (#12), Got The Lot (#14), Drop The Pilot (#15), Nina Artie (#16)

[] Ranking at each section and finish
 -:-:- No data available at this section
 NA No data available

SCN Saddle cloth number
 DNF Did not finish
 DNT Did not track



Toowoomba QLD Professional
Race 8: 1EQUINE - FOR THE EQUINE ATHLETE BENCHMARK 70
Handicap - 1850m
26 April 2023 - 16:40



Track Rating: Soft 5 , Weather: Overcast, Rail Position: True Entire

Section			400m	200m			Last 600m			
Field Times			0:24.68 (0:12.25)	0:12.43 (0:12.43)			0:37.70			
Rank	TAB	Horse/Jockey	Barrier	Top Speed [km/h]	Fastest Section	Margin		Distance Travelled [m]		
11	4	ARCTIC WOLF	7	67.7	0:10.86	0:26.24 [6]	0:13.32 [10]	10.4L	0:38.81	+4
		Justin Stanley		1600m	1600m	(0:12.92)	(0:13.32)			
12	8	VAN GOGH	2	67.3	0:10.59	0:27.58 [3]	0:14.42 [8]	16.2L	0:40.61	-7
		Nathan Evans		1600m	1600m	(0:13.16)	(0:14.42)			

Scratched: Dauvenay (#12), Got The Lot (#14), Drop The Pilot (#15), Nina Artie (#16)



Horse/Jockey Name	Zadig
Final Rank	1
Fastest Section Time (Section)	0:10.66 (1600m)
Top Speed [km/h] (Section)	67.7 (1600m)
Race State	Finished

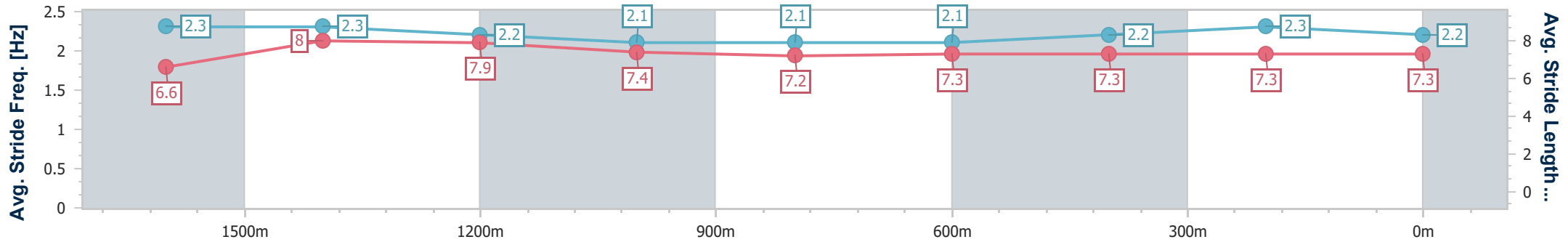
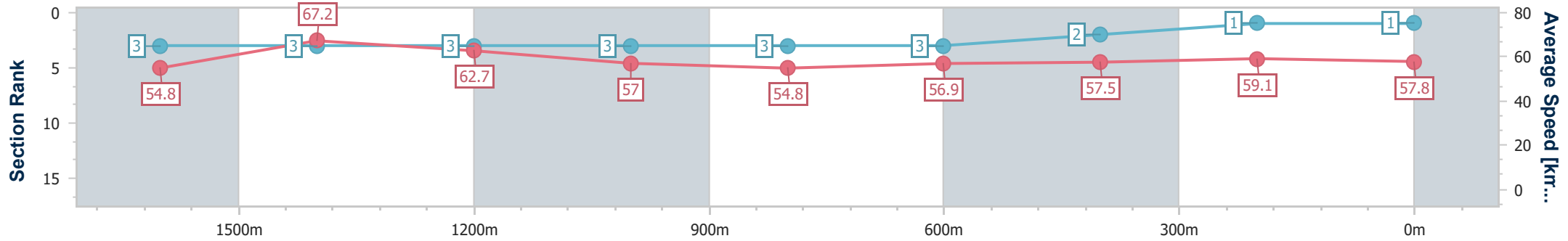


Toowoomba QLD Professional
 Race 8: 1EQUINE - FOR THE EQUINE ATHLETE BENCHMARK
 70 Handicap - 1850m
 26 April 2023 - 16:40



Track Rating: Soft 5 , Weather: Overcast, Rail Position: True Entire

Section	Overall	1600m	1400m	1200m	1000m	800m	600m	400m	200m
Section Times	1:54.71 [1] (0:16.55)	1:38.16 [3] (0:10.66)	1:27.50 [3] (0:11.47)	1:16.03 [3] (0:12.65)	1:03.38 [3] (0:13.23)	0:50.15 [3] (0:12.80)	0:37.35 [3] (0:12.68)	0:24.67 [2] (0:12.24)	0:12.43 [1] (0:12.43)
Average Speed [km/h]	54.8	67.2	62.7	57.0	54.8	56.9	57.5	59.1	57.8
Top Speed [km/h]	67.5	67.7	66.6	59.0	56.3	58.0	58.2	59.7	59.6
Avg. Dist. to Rail [m]	5.9	1.4	0.8	1.4	2.1	3.0	2.5	1.7	1.5
Avg. Stride Freq. [Hz]	2.3	2.3	2.2	2.1	2.1	2.1	2.2	2.3	2.2
Avg. Stride Length [m]	6.6	8.0	7.9	7.4	7.2	7.3	7.3	7.3	7.3



- [] Ranking at each section and finish
- .-.- No data available at this section
- NA No data available



Horse/Jockey Name	Carbonetti
Final Rank	2
Fastest Section Time (Section)	0:10.82 (1600m)
Top Speed [km/h] (Section)	67.7 (1600m)
Race State	Finished

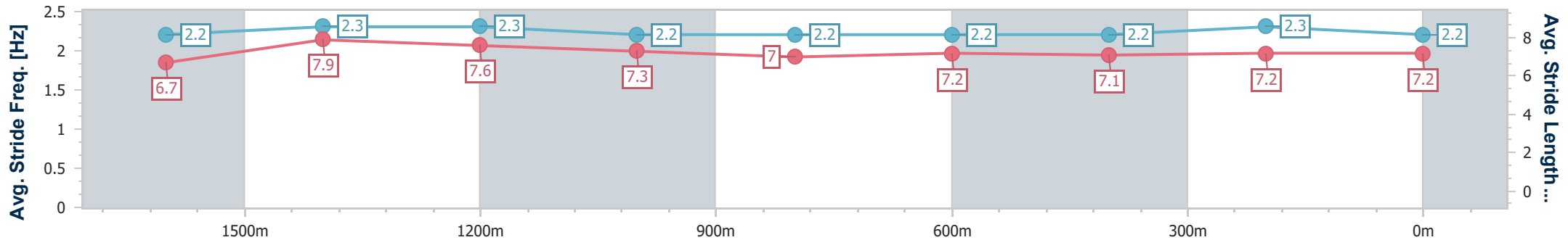
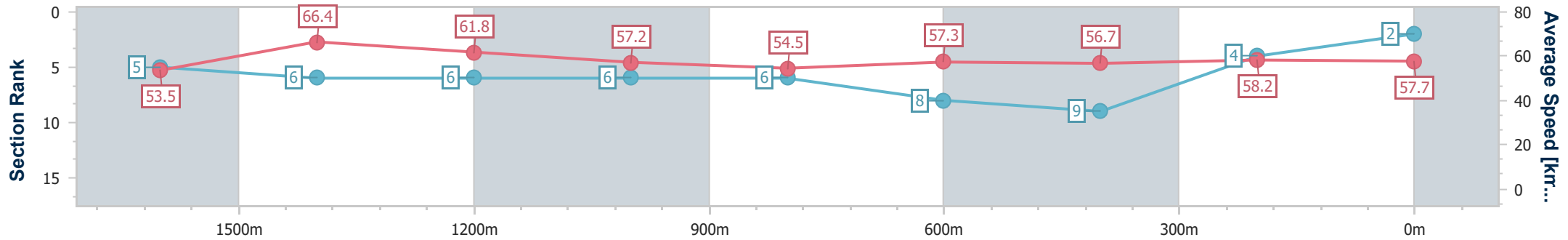


Toowoomba QLD Professional
 Race 8: 1EQUINE - FOR THE EQUINE ATHLETE BENCHMARK
 70 Handicap - 1850m
 26 April 2023 - 16:40



Track Rating: Soft 5 , Weather: Overcast, Rail Position: True Entire

Section	Overall	1600m	1400m	1200m	1000m	800m	600m	400m	200m
Section Times	1:55.38 [2] (0:16.70)	1:38.68 [5] (0:10.82)	1:27.86 [6] (0:11.74)	1:16.12 [6] (0:12.61)	1:03.51 [6] (0:13.32)	0:50.19 [6] (0:12.68)	0:37.51 [8] (0:12.71)	0:24.80 [9] (0:12.34)	0:12.46 [4] (0:12.46)
Average Speed [km/h]	53.5	66.4	61.8	57.2	54.5	57.3	56.7	58.2	57.7
Top Speed [km/h]	66.9	67.7	67.1	60.0	55.5	59.4	58.0	58.7	58.9
Avg. Dist. to Rail [m]	1.9	0.6	1.4	2.4	2.6	2.1	0.5	0.6	0.6
Avg. Stride Freq. [Hz]	2.2	2.3	2.3	2.2	2.2	2.2	2.2	2.3	2.2
Avg. Stride Length [m]	6.7	7.9	7.6	7.3	7.0	7.2	7.1	7.2	7.2



- [] Ranking at each section and finish
- .-.- No data available at this section
- NA No data available



Horse/Jockey Name	Guts 'N' Glory
Final Rank	3
Fastest Section Time (Section)	0:10.76 (1600m)
Top Speed [km/h] (Section)	67.9 (1600m)
Race State	Finished

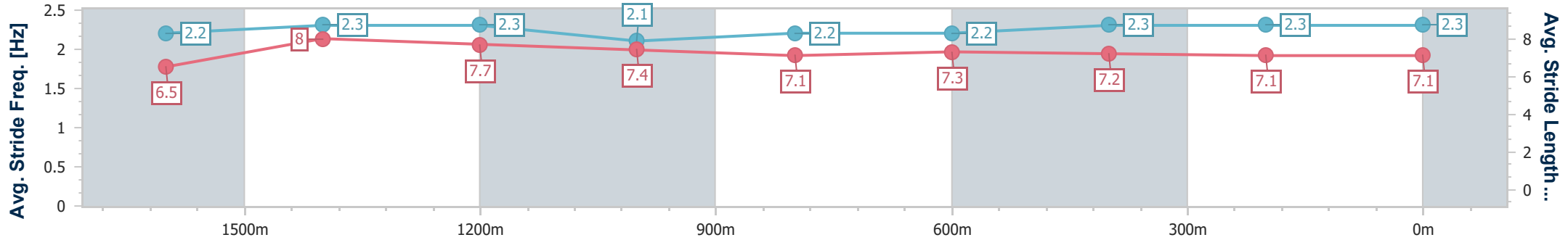
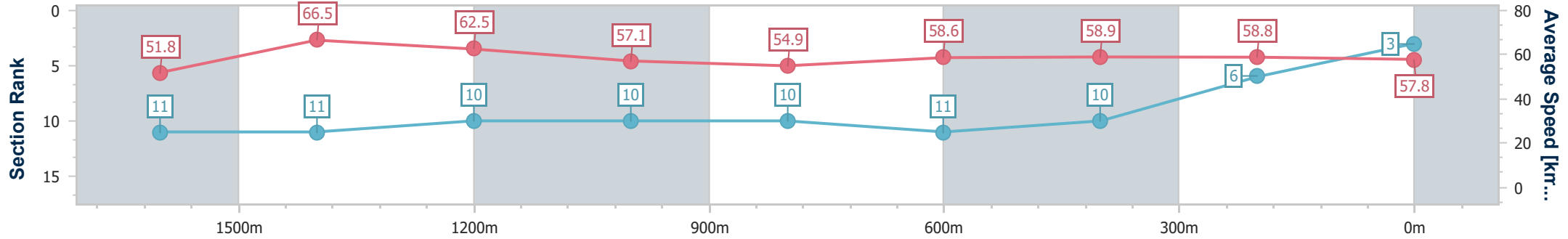


Toowoomba QLD Professional
 Race 8: 1EQUINE - FOR THE EQUINE ATHLETE BENCHMARK
 70 Handicap - 1850m
 26 April 2023 - 16:40



Track Rating: Soft 5 , Weather: Overcast, Rail Position: True Entire

Section	Overall	1600m	1400m	1200m	1000m	800m	600m	400m	200m
Section Times	1:55.39 [3] (0:17.37)	1:38.02 [11] (0:10.76)	1:27.26 [11] (0:11.58)	1:15.68 [10] (0:12.65)	1:03.03 [10] (0:13.25)	0:49.78 [10] (0:12.50)	0:37.28 [11] (0:12.42)	0:24.86 [10] (0:12.45)	0:12.41 [6] (0:12.41)
Average Speed [km/h]	51.8	66.5	62.5	57.1	54.9	58.6	58.9	58.8	57.8
Top Speed [km/h]	66.1	67.9	67.2	59.2	56.4	60.1	60.1	59.2	58.7
Avg. Dist. to Rail [m]	2.8	1.0	1.0	2.2	3.0	4.4	3.9	4.0	5.1
Avg. Stride Freq. [Hz]	2.2	2.3	2.3	2.1	2.2	2.2	2.3	2.3	2.3
Avg. Stride Length [m]	6.5	8.0	7.7	7.4	7.1	7.3	7.2	7.1	7.1



- [] Ranking at each section and finish
- .-.- No data available at this section
- NA No data available



Horse/Jockey Name	Telephone Booth
Final Rank	4
Fastest Section Time (Section)	0:10.57 (1600m)
Top Speed [km/h] (Section)	68.8 (1600m)
Race State	Finished

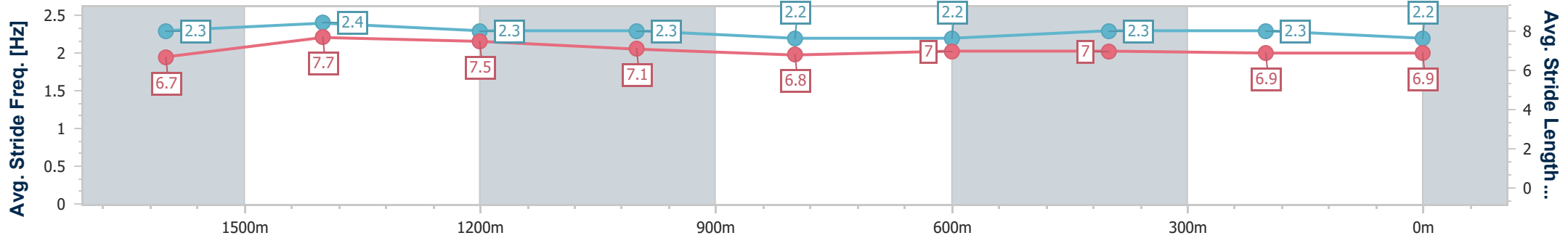
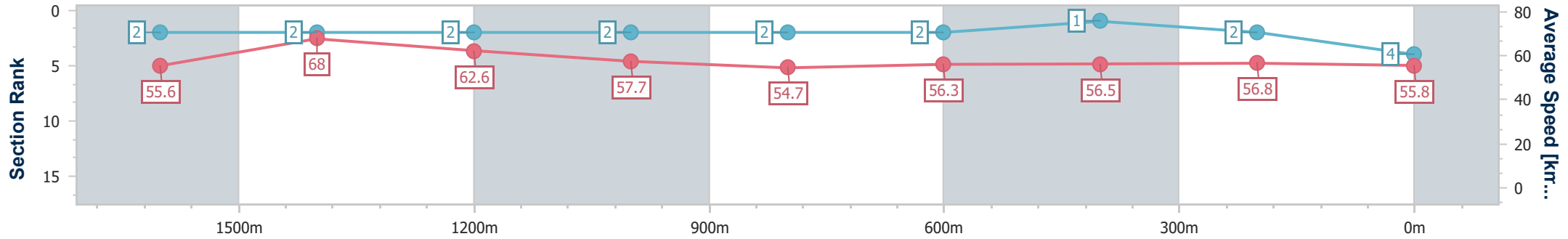


Toowoomba QLD Professional
 Race 8: 1EQUINE - FOR THE EQUINE ATHLETE BENCHMARK
 70 Handicap - 1850m
 26 April 2023 - 16:40



Track Rating: Soft 5 , Weather: Overcast, Rail Position: True Entire

Section	Overall	1600m	1400m	1200m	1000m	800m	600m	400m	200m
Section Times	1:55.54 [4] (0:16.34)	1:39.20 [2] (0:10.57)	1:28.63 [2] (0:11.57)	1:17.06 [2] (0:12.54)	1:04.52 [2] (0:13.30)	0:51.22 [2] (0:12.88)	0:38.34 [2] (0:12.83)	0:25.51 [1] (0:12.65)	0:12.86 [2] (0:12.86)
Average Speed [km/h]	55.6	68.0	62.6	57.7	54.7	56.3	56.5	56.8	55.8
Top Speed [km/h]	68.4	68.8	65.8	59.6	55.9	57.5	57.7	57.5	57.1
Avg. Dist. to Rail [m]	6.1	0.4	1.1	2.9	2.9	2.7	1.3	0.3	0.1
Avg. Stride Freq. [Hz]	2.3	2.4	2.3	2.3	2.2	2.2	2.3	2.3	2.2
Avg. Stride Length [m]	6.7	7.7	7.5	7.1	6.8	7.0	7.0	6.9	6.9



- [] Ranking at each section and finish
- .-.- No data available at this section
- NA No data available



Horse/Jockey Name	Maevila Ruler
Final Rank	5
Fastest Section Time (Section)	0:10.79 (1600m)
Top Speed [km/h] (Section)	68.3 (1600m)
Race State	Finished

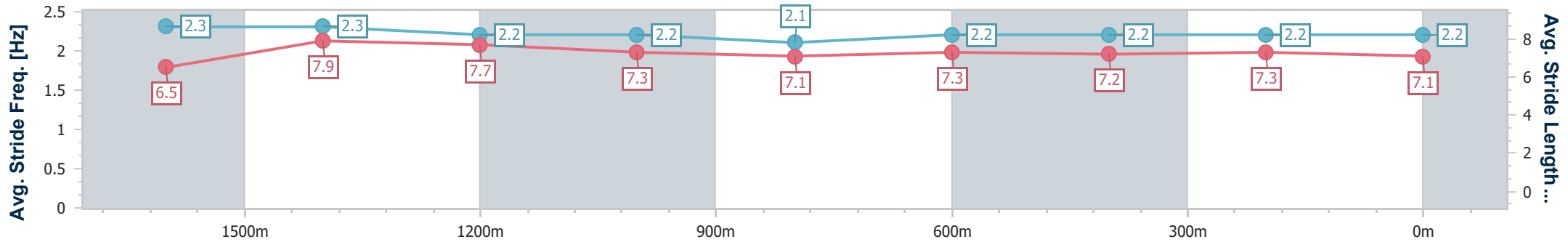
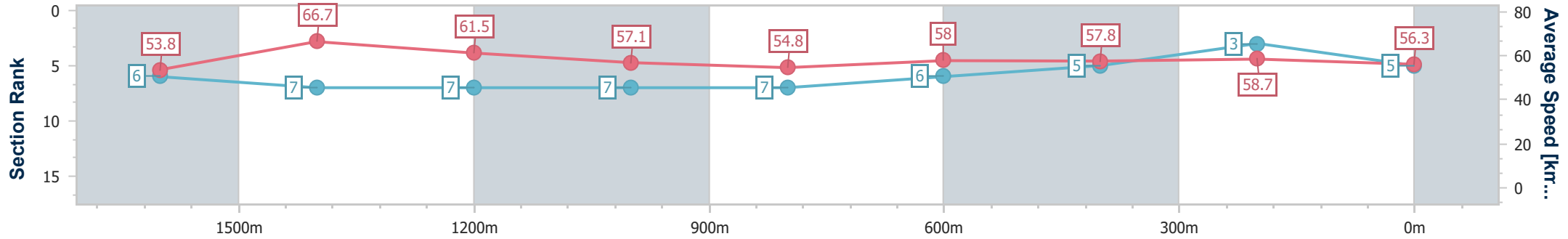


Toowoomba QLD Professional
 Race 8: 1EQUINE - FOR THE EQUINE ATHLETE BENCHMARK
 70 Handicap - 1850m
 26 April 2023 - 16:40



Track Rating: Soft 5 , Weather: Overcast, Rail Position: True Entire

Section	Overall	1600m	1400m	1200m	1000m	800m	600m	400m	200m
Section Times	1:55.60 [5] (0:16.76)	1:38.84 [6] (0:10.79)	1:28.05 [7] (0:11.78)	1:16.27 [7] (0:12.65)	1:03.62 [7] (0:13.25)	0:50.37 [7] (0:12.57)	0:37.80 [6] (0:12.62)	0:25.18 [5] (0:12.40)	0:12.78 [3] (0:12.78)
Average Speed [km/h]	53.8	66.7	61.5	57.1	54.8	58.0	57.8	58.7	56.3
Top Speed [km/h]	67.1	68.3	66.0	60.3	56.3	60.0	58.9	59.9	57.0
Avg. Dist. to Rail [m]	3.2	0.7	1.1	2.7	3.0	3.4	2.7	3.4	4.6
Avg. Stride Freq. [Hz]	2.3	2.3	2.2	2.2	2.1	2.2	2.2	2.2	2.2
Avg. Stride Length [m]	6.5	7.9	7.7	7.3	7.1	7.3	7.2	7.3	7.1



- [] Ranking at each section and finish
- .-.- No data available at this section
- NA No data available



Horse/Jockey Name	Cosmic Gossip
Final Rank	6
Fastest Section Time (Section)	0:10.74 (1600m)
Top Speed [km/h] (Section)	67.3 (1600m)
Race State	Finished

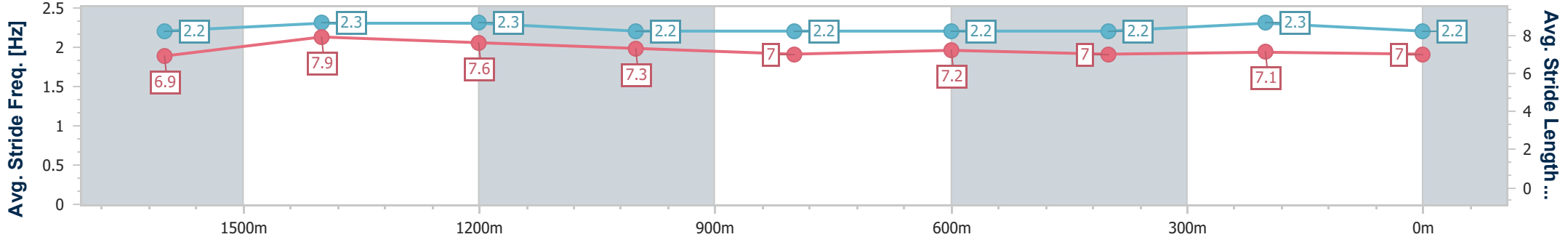
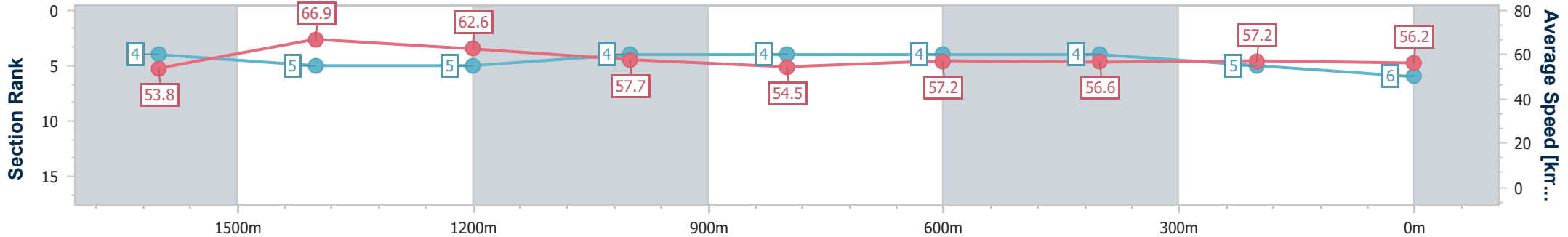


Toowoomba QLD Professional
 Race 8: 1EQUINE - FOR THE EQUINE ATHLETE BENCHMARK
 70 Handicap - 1850m
 26 April 2023 - 16:40



Track Rating: Soft 5 , Weather: Overcast, Rail Position: True Entire

Section	Overall	1600m	1400m	1200m	1000m	800m	600m	400m	200m
Section Times	1:55.69 [6] (0:16.64)	1:39.05 [4] (0:10.74)	1:28.31 [5] (0:11.59)	1:16.72 [5] (0:12.53)	1:04.19 [4] (0:13.30)	0:50.89 [4] (0:12.70)	0:38.19 [4] (0:12.79)	0:25.40 [4] (0:12.61)	0:12.79 [5] (0:12.79)
Average Speed [km/h]	53.8	66.9	62.6	57.7	54.5	57.2	56.6	57.2	56.2
Top Speed [km/h]	66.6	67.3	66.5	60.4	55.1	58.1	58.6	58.3	57.8
Avg. Dist. to Rail [m]	2.0	0.6	1.6	2.2	2.4	2.0	1.1	0.5	1.7
Avg. Stride Freq. [Hz]	2.2	2.3	2.3	2.2	2.2	2.2	2.2	2.3	2.2
Avg. Stride Length [m]	6.9	7.9	7.6	7.3	7.0	7.2	7.0	7.1	7.0



- [] Ranking at each section and finish
- .-.- No data available at this section
- NA No data available



Horse/Jockey Name	Inuwashi
Final Rank	7
Fastest Section Time (Section)	0:10.92 (1600m)
Top Speed [km/h] (Section)	67.2 (1400m)
Race State	Finished

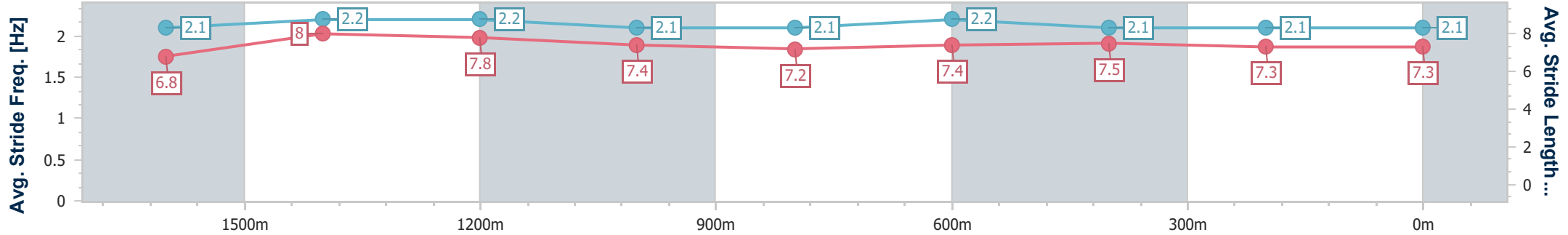
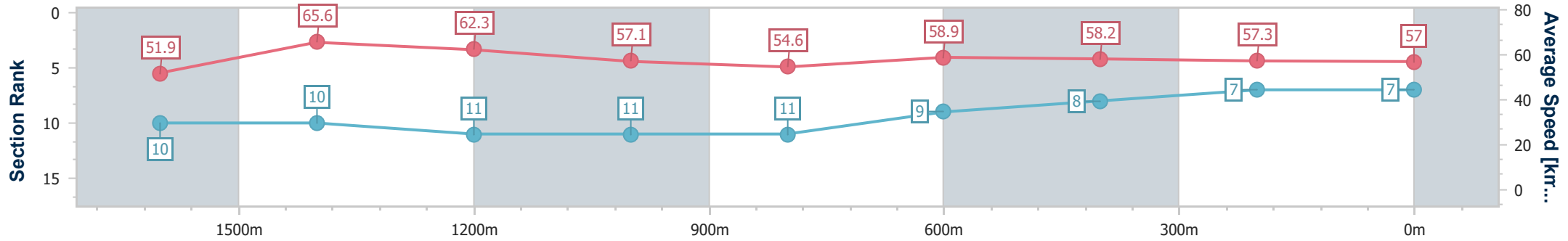


Toowoomba QLD Professional
 Race 8: 1EQUINE - FOR THE EQUINE ATHLETE BENCHMARK
 70 Handicap - 1850m
 26 April 2023 - 16:40



Track Rating: Soft 5 , Weather: Overcast, Rail Position: True Entire

Section	Overall	1600m	1400m	1200m	1000m	800m	600m	400m	200m
Section Times	1:55.75 [7] (0:17.23)	1:38.52 [10] (0:10.92)	1:27.60 [10] (0:11.61)	1:15.99 [11] (0:12.66)	1:03.33 [11] (0:13.26)	0:50.07 [11] (0:12.34)	0:37.73 [9] (0:12.49)	0:25.24 [8] (0:12.62)	0:12.62 [7] (0:12.62)
Average Speed [km/h]	51.9	65.6	62.3	57.1	54.6	58.9	58.2	57.3	57.0
Top Speed [km/h]	66.8	67.1	67.2	58.5	57.0	61.0	59.5	58.1	57.3
Avg. Dist. to Rail [m]	3.0	0.9	0.9	1.9	2.0	2.5	1.6	1.5	5.0
Avg. Stride Freq. [Hz]	2.1	2.2	2.2	2.1	2.1	2.2	2.1	2.1	2.1
Avg. Stride Length [m]	6.8	8.0	7.8	7.4	7.2	7.4	7.5	7.3	7.3



- [] Ranking at each section and finish
- .-.- No data available at this section
- NA No data available



Horse/Jockey Name	Yangari
Final Rank	8
Fastest Section Time (Section)	0:10.86 (1600m)
Top Speed [km/h] (Section)	67.6 (1600m)
Race State	Finished

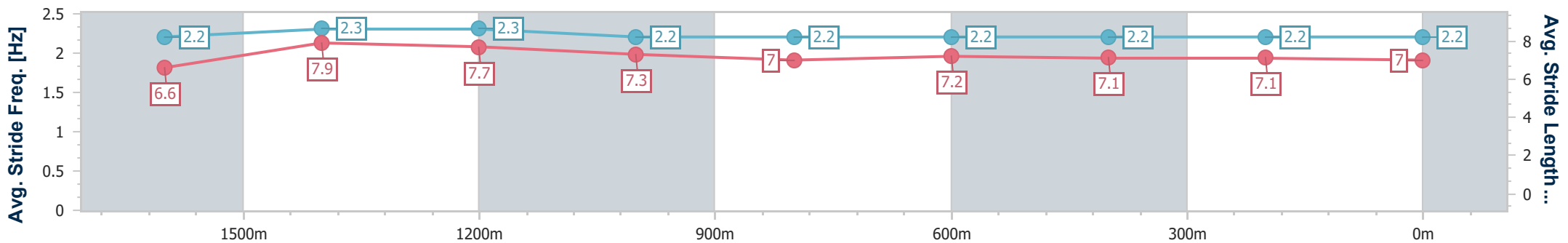
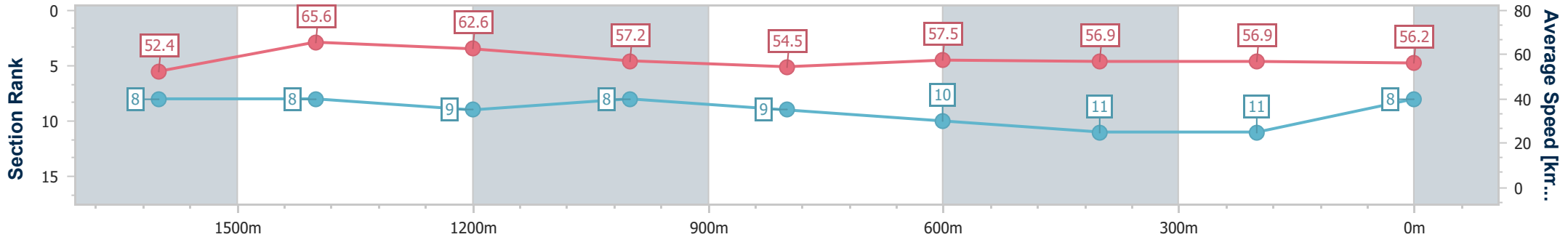


Toowoomba QLD Professional
 Race 8: 1EQUINE - FOR THE EQUINE ATHLETE BENCHMARK
 70 Handicap - 1850m
 26 April 2023 - 16:40



Track Rating: Soft 5 , Weather: Overcast, Rail Position: True Entire

Section	Overall	1600m	1400m	1200m	1000m	800m	600m	400m	200m			
Section Times	1:56.20 [8] (0:17.06)	1:39.14 [8] (0:10.86)	1:28.28 [8] (0:11.54)	1:16.74 [9] (0:12.62)	1:04.12 [8] (0:13.27)	0:50.85 [9] (0:12.64)	0:38.21 [10] (0:12.77)	0:25.44 [11] (0:12.65)	0:12.79 [11] (0:12.79)			
Average Speed [km/h]	52.4	65.6	62.6	57.2	54.5	57.5	56.9	56.9	56.2			
Top Speed [km/h]	66.7	67.6	67.3	59.4	55.7	59.1	58.6	57.6	57.0			
Avg. Dist. to Rail [m]	1.9	2.2	1.0	2.1	2.2	2.5	1.6	0.4	1.0			
Avg. Stride Freq. [Hz]	2.2	2.3	2.3	2.2	2.2	2.2	2.2	2.2	2.2			
Avg. Stride Length [m]	6.6	7.9	7.7	7.3	7.0	7.2	7.1	7.1	7.0			



- [] Ranking at each section and finish
- .-.- No data available at this section
- NA No data available



Horse/Jockey Name	Waitakere
Final Rank	9
Fastest Section Time (Section)	0:10.56 (1600m)
Top Speed [km/h] (Section)	68.4 (1600m)
Race State	Finished

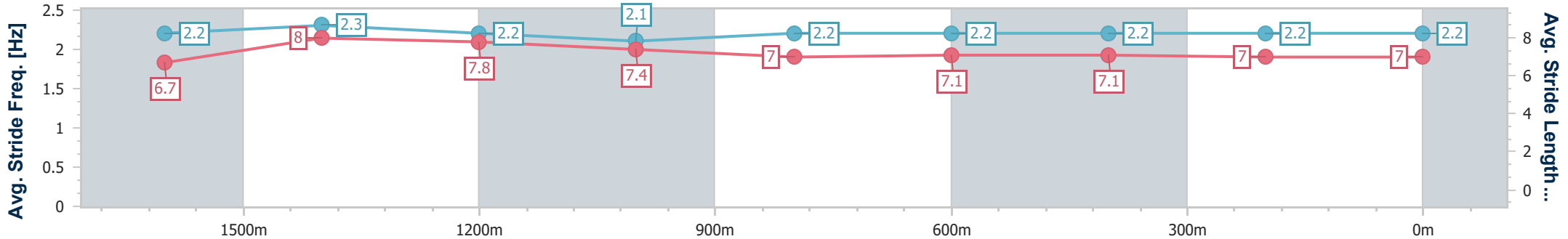
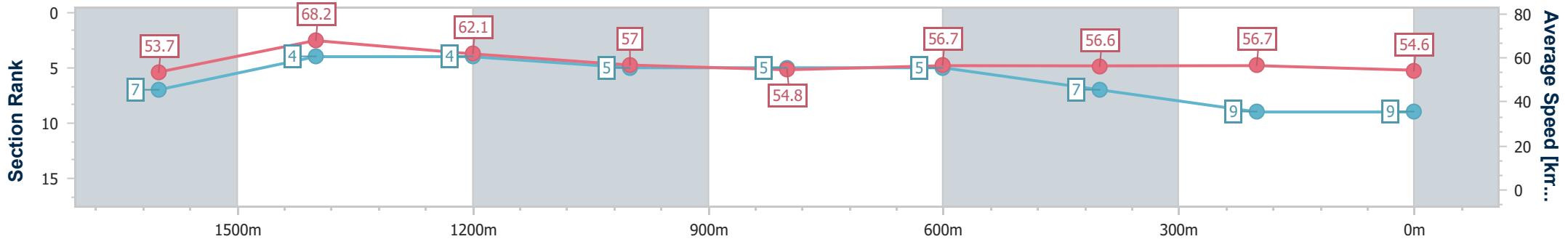


Toowoomba QLD Professional
 Race 8: 1EQUINE - FOR THE EQUINE ATHLETE BENCHMARK
 70 Handicap - 1850m
 26 April 2023 - 16:40



Track Rating: Soft 5 , Weather: Overcast, Rail Position: True Entire

Section	Overall	1600m	1400m	1200m	1000m	800m	600m	400m	200m
Section Times	1:56.44 [9] (0:16.77)	1:39.67 [7] (0:10.56)	1:29.11 [4] (0:11.66)	1:17.45 [4] (0:12.70)	1:04.75 [5] (0:13.24)	0:51.51 [5] (0:12.79)	0:38.72 [5] (0:12.81)	0:25.91 [7] (0:12.78)	0:13.13 [9] (0:13.13)
Average Speed [km/h]	53.7	68.2	62.1	57.0	54.8	56.7	56.6	56.7	54.6
Top Speed [km/h]	67.7	68.4	65.9	59.9	56.3	58.2	58.8	57.4	55.7
Avg. Dist. to Rail [m]	4.3	0.6	1.4	2.8	2.1	2.3	1.5	1.4	1.2
Avg. Stride Freq. [Hz]	2.2	2.3	2.2	2.1	2.2	2.2	2.2	2.2	2.2
Avg. Stride Length [m]	6.7	8.0	7.8	7.4	7.0	7.1	7.1	7.0	7.0



- [] Ranking at each section and finish
- .-.- No data available at this section
- NA No data available



Horse/Jockey Name	Gotta Be First
Final Rank	10
Fastest Section Time (Section)	0:10.84 (1600m)
Top Speed [km/h] (Section)	67.0 (1600m)
Race State	Finished

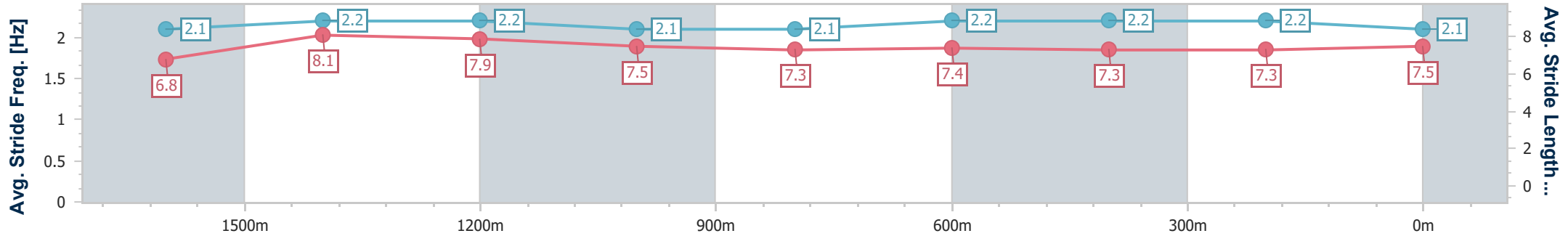
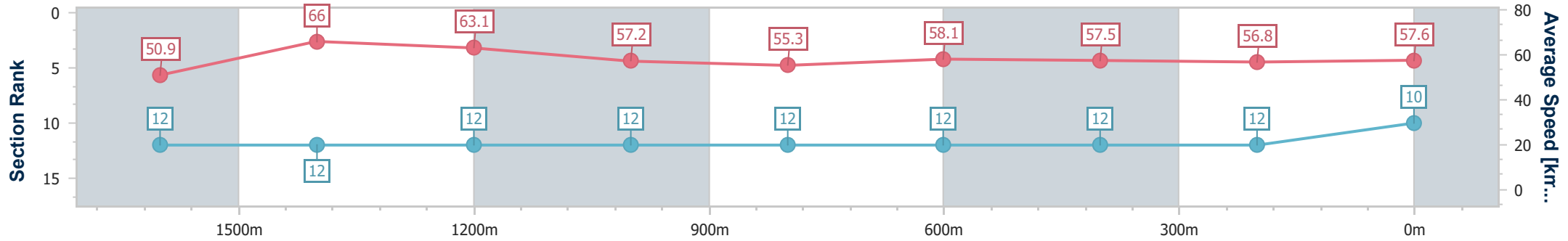


Toowoomba QLD Professional
 Race 8: 1EQUINE - FOR THE EQUINE ATHLETE BENCHMARK
 70 Handicap - 1850m
 26 April 2023 - 16:40



Track Rating: Soft 5 , Weather: Overcast, Rail Position: True Entire

Section	Overall	1600m	1400m	1200m	1000m	800m	600m	400m	200m
Section Times	1:56.44 [10] (0:17.72)	1:38.72 [12] (0:10.84)	1:27.88 [12] (0:11.43)	1:16.45 [12] (0:12.63)	1:03.82 [12] (0:13.18)	0:50.64 [12] (0:12.59)	0:38.05 [12] (0:12.76)	0:25.29 [12] (0:12.82)	0:12.47 [12] (0:12.47)
Average Speed [km/h]	50.9	66.0	63.1	57.2	55.3	58.1	57.5	56.8	57.6
Top Speed [km/h]	64.9	67.0	67.0	59.9	56.3	59.1	59.2	57.4	58.2
Avg. Dist. to Rail [m]	3.8	1.6	0.8	2.6	3.6	4.6	3.8	3.2	5.9
Avg. Stride Freq. [Hz]	2.1	2.2	2.2	2.1	2.1	2.2	2.2	2.2	2.1
Avg. Stride Length [m]	6.8	8.1	7.9	7.5	7.3	7.4	7.3	7.3	7.5



- [] Ranking at each section and finish
- .-.- No data available at this section
- NA No data available



Horse/Jockey Name	Arctic Wolf
Final Rank	11
Fastest Section Time (Section)	0:10.86 (1600m)
Top Speed [km/h] (Section)	67.7 (1600m)
Race State	Finished

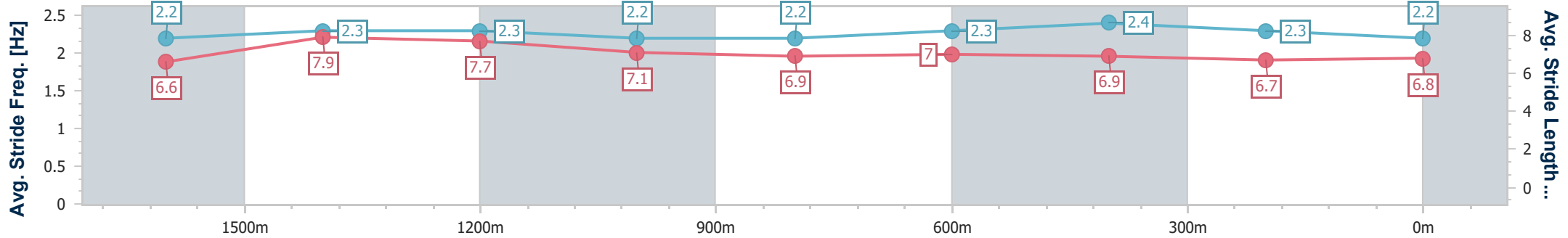
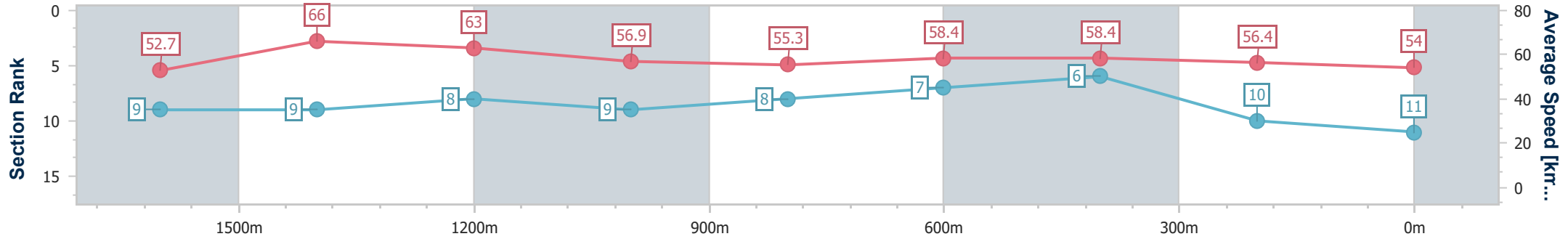


Toowoomba QLD Professional
 Race 8: 1EQUINE - FOR THE EQUINE ATHLETE BENCHMARK
 70 Handicap - 1850m
 26 April 2023 - 16:40



Track Rating: Soft 5 , Weather: Overcast, Rail Position: True Entire

Section	Overall	1600m	1400m	1200m	1000m	800m	600m	400m	200m
Section Times	1:56.61 [11] (0:17.06)	1:39.55 [9] (0:10.86)	1:28.69 [9] (0:11.50)	1:17.19 [8] (0:12.70)	1:04.49 [9] (0:13.16)	0:51.33 [8] (0:12.52)	0:38.81 [7] (0:12.57)	0:26.24 [6] (0:12.92)	0:13.32 [10] (0:13.32)
Average Speed [km/h]	52.7	66.0	63.0	56.9	55.3	58.4	58.4	56.4	54.0
Top Speed [km/h]	67.3	67.7	67.4	59.6	57.6	59.9	59.8	57.7	55.3
Avg. Dist. to Rail [m]	2.1	1.0	1.3	3.5	3.5	4.3	3.6	3.8	5.5
Avg. Stride Freq. [Hz]	2.2	2.3	2.3	2.2	2.2	2.3	2.4	2.3	2.2
Avg. Stride Length [m]	6.6	7.9	7.7	7.1	6.9	7.0	6.9	6.7	6.8



- [] Ranking at each section and finish
- .-.- No data available at this section
- NA No data available



Horse/Jockey Name	Van Gogh
Final Rank	12
Fastest Section Time (Section)	0:10.59 (1600m)
Top Speed [km/h] (Section)	67.3 (1600m)
Race State	Finished

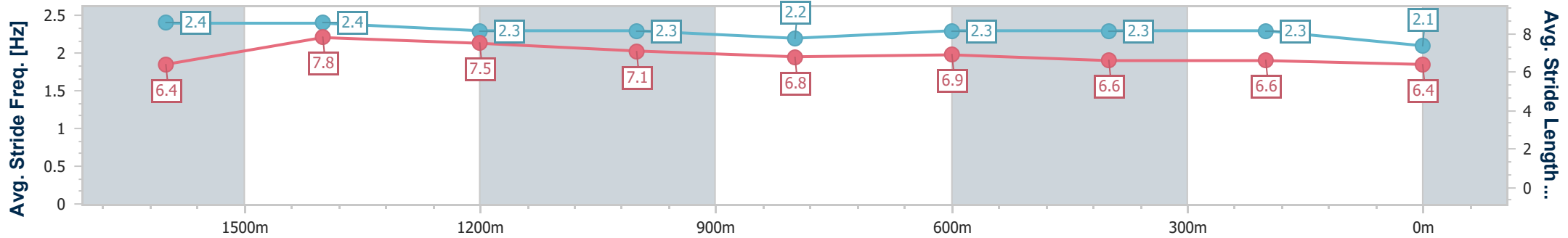
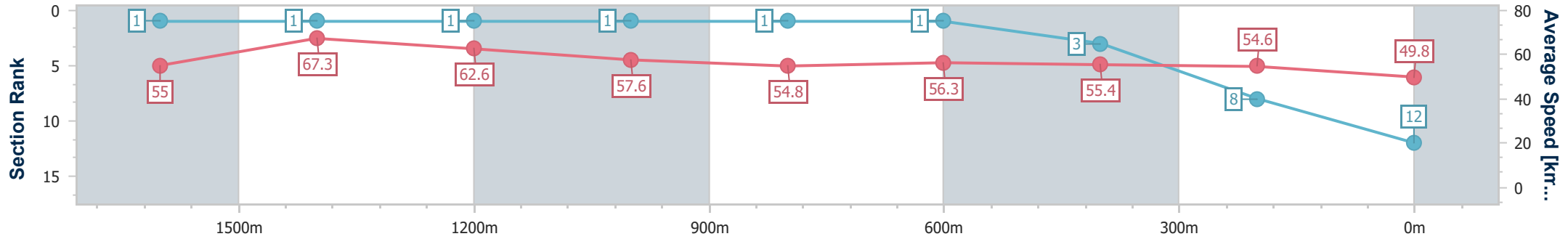


Toowoomba QLD Professional
 Race 8: 1EQUINE - FOR THE EQUINE ATHLETE BENCHMARK
 70 Handicap - 1850m
 26 April 2023 - 16:40



Track Rating: Soft 5 , Weather: Overcast, Rail Position: True Entire

Section	Overall	1600m	1400m	1200m	1000m	800m	600m	400m	200m
Section Times	1:57.62 [12] (0:16.24)	1:41.38 [1] (0:10.59)	1:30.79 [1] (0:11.53)	1:19.26 [1] (0:12.52)	1:06.74 [1] (0:13.23)	0:53.51 [1] (0:12.90)	0:40.61 [1] (0:13.03)	0:27.58 [3] (0:13.16)	0:14.42 [8] (0:14.42)
Average Speed [km/h]	55.0	67.3	62.6	57.6	54.8	56.3	55.4	54.6	49.8
Top Speed [km/h]	67.0	67.3	66.7	59.4	55.8	57.3	57.4	56.1	52.7
Avg. Dist. to Rail [m]	1.5	1.5	1.2	2.2	2.0	1.9	0.9	0.8	0.7
Avg. Stride Freq. [Hz]	2.4	2.4	2.3	2.3	2.2	2.3	2.3	2.3	2.1
Avg. Stride Length [m]	6.4	7.8	7.5	7.1	6.8	6.9	6.6	6.6	6.4



- [] Ranking at each section and finish
- .-.- No data available at this section
- NA No data available