



**Toowoomba QLD Professional**  
**Race 7: HARRY BROWN QTIS Three-Year-Old BENCHMARK 65**  
**Handicap - 1200m**  
**26 April 2023 - 16:03**



Track Rating: Soft 5, Weather: Overcast, Rail Position: True Entire

Section		Overall	1000m	800m	600m	400m	200m	Last 600m					
Field Times		1:12.95 (0:13.18)	0:59.77 (0:11.07)	0:48.70 (0:11.96)	0:36.74 (0:12.67)	0:24.07 (0:12.27)	0:11.80 (0:11.80)	0:36.74					
Rank	TAB Horse/Jockey	Barrier	Top Speed [km/h]	Fastest Section						Margin	Distance Travelled [m]		
1	8 <b>MENARI MAGIC</b> Mark Du Plessis	3	66.7	0:11.26	1:12.95 [1] (0:13.39)	0:59.56 [8] (0:11.26)	0:48.30 [7] (0:11.97)	0:36.33 [7] (0:12.66)	0:23.67 [8] (0:11.94)	0:11.73 [6] (0:11.73)	1:12.95	0:36.33	
2	3 <b>HONKYTONK DIVA</b> Ben Thompson	7	65.9	0:11.34	1:13.01 [2] (0:13.64)	0:59.37 [9] (0:11.34)	0:48.03 [9] (0:11.86)	0:36.17 [9] (0:12.37)	0:23.80 [7] (0:11.94)	0:11.86 [1] (0:11.86)	0.3L	0:36.17	+7
3	6 <b>TOO HARD TO REFUSE</b> Jim Byrne	6	66.2	0:11.43	1:13.34 [3] (0:13.35)	0:59.99 [5] (0:11.43)	0:48.56 [8] (0:11.92)	0:36.64 [8] (0:12.64)	0:24.00 [10] (0:12.12)	0:11.88 [9] (0:11.88)	2.1L	0:36.64	+8
4	5 <b>LA SOEUR</b> Luke Tarrant	11	67.3	0:11.18	1:13.39 [4] (0:13.37)	1:00.02 [6] (0:11.18)	0:48.84 [5] (0:11.99)	0:36.85 [5] (0:12.36)	0:24.49 [3] (0:12.26)	0:12.23 [2] (0:12.23)	2.3L	0:36.85	+9
5	4 <b>EVEN NOW</b> Taylor Marshall	4	64.8	0:11.38	1:13.67 [5] (0:14.04)	0:59.63 [12] (0:11.38)	0:48.25 [12] (0:11.67)	0:36.58 [12] (0:12.46)	0:24.12 [11] (0:12.32)	0:11.80 [12] (0:11.80)	3.8L	0:36.58	+5
6	14 <b>MISHANI MISTRESS</b> Montanna Savva	12	68.4	0:11.13	1:13.70 [6] (0:13.22)	1:00.48 [2] (0:11.13)	0:49.35 [2] (0:12.01)	0:37.34 [3] (0:12.57)	0:24.77 [2] (0:12.36)	0:12.41 [4] (0:12.41)	3.9L	0:37.34	+6
7	9 <b>HUE</b> Kyle Wilson-Taylor	2	67.2	0:11.26	1:13.73 [7] (0:13.23)	1:00.50 [3] (0:11.26)	0:49.24 [4] (0:11.98)	0:37.26 [4] (0:12.64)	0:24.62 [6] (0:12.29)	0:12.33 [8] (0:12.33)	4.1L	0:37.26	+6
8	13 <b>DEEP FIRE</b> Sean Cormack	9	68.4	0:11.00	1:13.76 [8] (0:13.42)	1:00.34 [7] (0:11.00)	0:49.34 [3] (0:11.92)	0:37.42 [2] (0:12.67)	0:24.75 [4] (0:12.33)	0:12.42 [5] (0:12.42)	4.2L	0:37.42	+4
9	15 <b>TOBA</b> Georgina Cartwright	10	65.8	0:11.31	1:13.77 [9] (0:13.84)	0:59.93 [10] (0:11.31)	0:48.62 [10] (0:11.85)	0:36.77 [11] (0:12.64)	0:24.13 [12] (0:12.04)	0:12.09 [10] (0:12.09)	4.3L	0:36.77	-1
10	12 <b>SNOW BOUM</b> Angela Jones	5	67.5	0:11.07	1:13.96 [10] (0:13.18)	1:00.78 [1] (0:11.07)	0:49.71 [1] (0:11.96)	0:37.75 [1] (0:12.67)	0:25.08 [1] (0:12.36)	0:12.72 [3] (0:12.72)	5.3L	0:37.75	-1

Scratched: Billionair Baby (#1), Betterdeel (#2), Memoria (#7), Alfa Lily (#11)

[ ] Ranking at each section and finish  
 -:-:- No data available at this section  
 NA No data available  
 SCN Saddle cloth number  
 DNF Did not finish  
 DNT Did not track



**Toowoomba QLD Professional**  
**Race 7: HARRY BROWN QTIS Three-Year-Old BENCHMARK 65**  
**Handicap - 1200m**  
**26 April 2023 - 16:03**



Track Rating: Soft 5, Weather: Overcast, Rail Position: True Entire

Section	Overall	1000m	800m	600m	400m	200m	Last 600m
Field Times	1:12.95 (0:13.18)	0:59.77 (0:11.07)	0:48.70 (0:11.96)	0:36.74 (0:12.67)	0:24.07 (0:12.27)	0:11.80 (0:11.80)	0:36.74

Rank	TAB	Horse/Jockey	Barrier	Top Speed [km/h]	Fastest Section	Overall	1000m	800m	600m	400m	200m	Margin	Distance Travelled [m]
11	16	CLEARLY GEORGE Karl Zechner	13	66.1 1000m	0:11.28 1000m	1:14.13 [11] (0:13.84)	1:00.29 [11] (0:11.28)	0:49.01 [11] (0:11.80)	0:37.21 [10] (0:12.42)	0:24.79 [9] (0:12.29)	0:12.50 [11] (0:12.50)	6.3L	0:37.21 +12
12	10	TEQUILA DANCER Micheal Hellyer	1	67.2 Overall	0:11.20 1000m	1:14.42 [12] (0:13.36)	1:01.06 [4] (0:11.20)	0:49.86 [5] (0:12.08)	0:37.78 [6] (0:12.43)	0:25.35 [5] (0:12.29)	0:13.06 [7] (0:13.06)	7.8L	0:37.78 -2

Scratched: Billionair Baby (#1), Betterdeel (#2), Memoria (#7), Alfa Lily (#11)



Horse/Jockey Name	Menari Magic
Final Rank	1
Fastest Section Time (Section)	0:11.26 (1000m)
Top Speed [km/h] (Section)	66.7 (Overall)
Race State	Finished

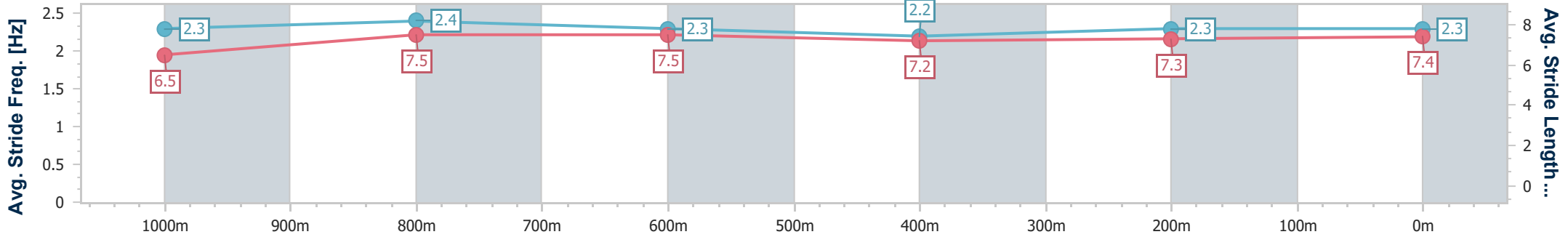
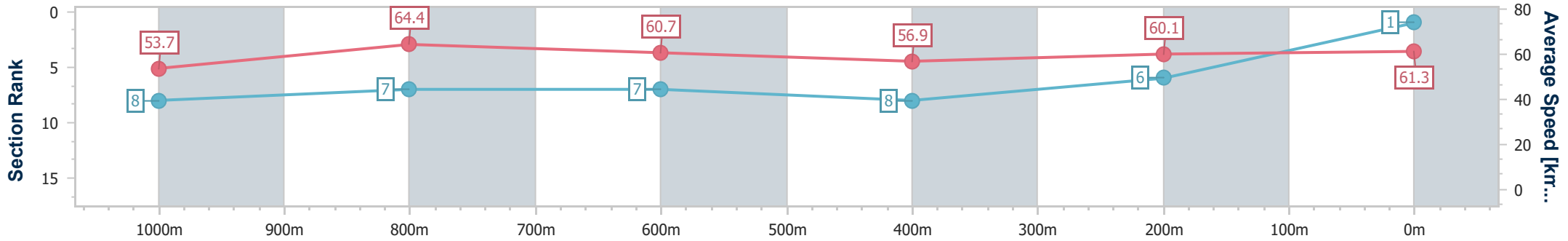


Toowoomba QLD Professional  
 Race 7: HARRY BROWN QTIS Three-Year-Old BENCHMARK 65  
 Handicap - 1200m  
 26 April 2023 - 16:03



Track Rating: Soft 5, Weather: Overcast, Rail Position: True Entire

Section	Overall	1000m	800m	600m	400m	200m
Section Times	1:12.95 [1] (0:13.39)	0:59.56 [8] (0:11.26)	0:48.30 [7] (0:11.97)	0:36.33 [7] (0:12.66)	0:23.67 [8] (0:11.94)	0:11.73 [6] (0:11.73)
Average Speed [km/h]	53.7	64.4	60.7	56.9	60.1	61.3
Top Speed [km/h]	66.7	66.7	62.6	59.3	61.8	62.4
Avg. Dist. to Rail [m]	5.2	2.1	2.0	0.7	0.8	0.4
Avg. Stride Freq. [Hz]	2.3	2.4	2.3	2.2	2.3	2.3
Avg. Stride Length [m]	6.5	7.5	7.5	7.2	7.3	7.4



- [ ] Ranking at each section and finish
- .-.- No data available at this section
- NA No data available



Horse/Jockey Name	Honkytonk Diva
Final Rank	2
Fastest Section Time (Section)	0:11.34 (1000m)
Top Speed [km/h] (Section)	65.9 (Overall)
Race State	Finished

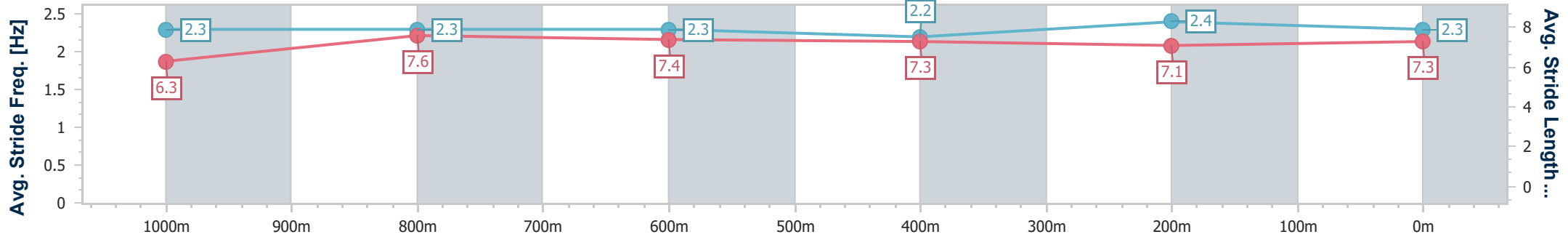
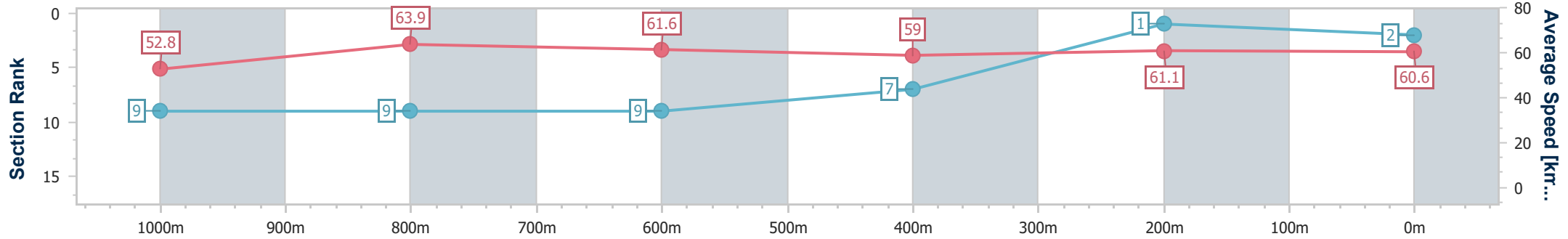


Toowoomba QLD Professional  
 Race 7: HARRY BROWN QTIS Three-Year-Old BENCHMARK 65  
 Handicap - 1200m  
 26 April 2023 - 16:03



Track Rating: Soft 5, Weather: Overcast, Rail Position: True Entire

Section	Overall	1000m	800m	600m	400m	200m
Section Times	1:13.01 [2] (0:13.64)	0:59.37 [9] (0:11.34)	0:48.03 [9] (0:11.86)	0:36.17 [9] (0:12.37)	0:23.80 [7] (0:11.94)	0:11.86 [1] (0:11.86)
Average Speed [km/h]	52.8	63.9	61.6	59.0	61.1	60.6
Top Speed [km/h]	65.9	65.6	63.3	60.8	62.2	62.1
Avg. Dist. to Rail [m]	7.0	1.9	3.9	2.9	3.9	4.2
Avg. Stride Freq. [Hz]	2.3	2.3	2.3	2.2	2.4	2.3
Avg. Stride Length [m]	6.3	7.6	7.4	7.3	7.1	7.3



- [ ] Ranking at each section and finish
- .-.- No data available at this section
- NA No data available



Horse/Jockey Name	Too Hard To Refuse
Final Rank	3
Fastest Section Time (Section)	0:11.43 (1000m)
Top Speed [km/h] (Section)	66.2 (Overall)
Race State	Finished

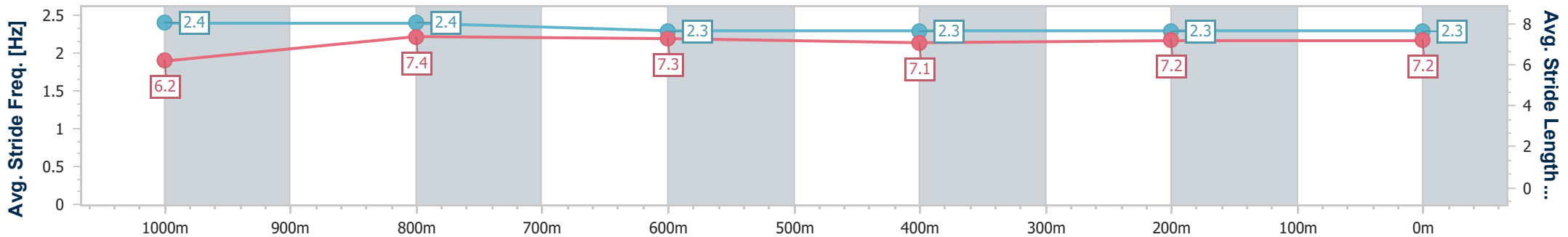
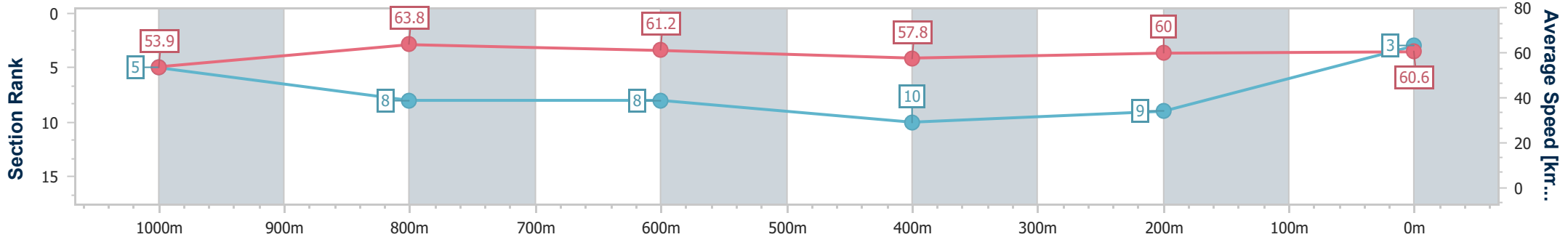


Toowoomba QLD Professional  
 Race 7: HARRY BROWN QTIS Three-Year-Old BENCHMARK 65  
 Handicap - 1200m  
 26 April 2023 - 16:03



Track Rating: Soft 5, Weather: Overcast, Rail Position: True Entire

Section	Overall	1000m	800m	600m	400m	200m
Section Times	1:13.34 [3] (0:13.35)	0:59.99 [5] (0:11.43)	0:48.56 [8] (0:11.92)	0:36.64 [8] (0:12.64)	0:24.00 [10] (0:12.12)	0:11.88 [9] (0:11.88)
Average Speed [km/h]	53.9	63.8	61.2	57.8	60.0	60.6
Top Speed [km/h]	66.2	65.8	62.9	60.6	61.6	62.2
Avg. Dist. to Rail [m]	7.5	4.1	3.4	3.1	3.7	6.0
Avg. Stride Freq. [Hz]	2.4	2.4	2.3	2.3	2.3	2.3
Avg. Stride Length [m]	6.2	7.4	7.3	7.1	7.2	7.2



- [ ] Ranking at each section and finish
- .-.- No data available at this section
- NA No data available



Horse/Jockey Name	La Soeur
Final Rank	4
Fastest Section Time (Section)	0:11.18 (1000m)
Top Speed [km/h] (Section)	67.3 (1000m)
Race State	Finished

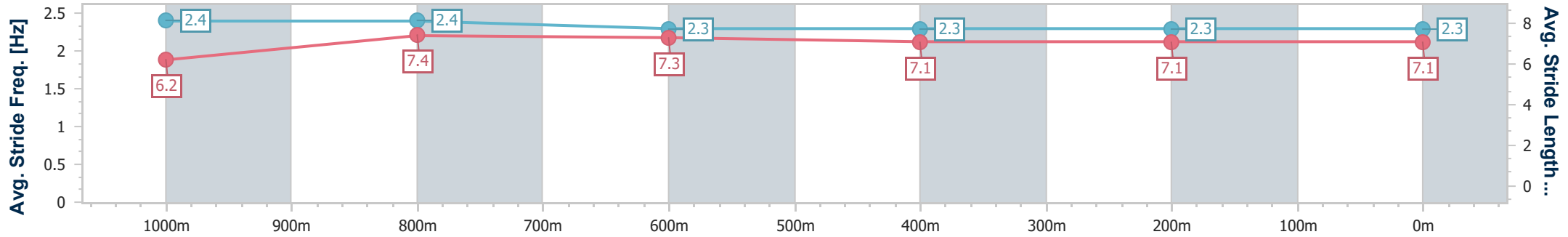
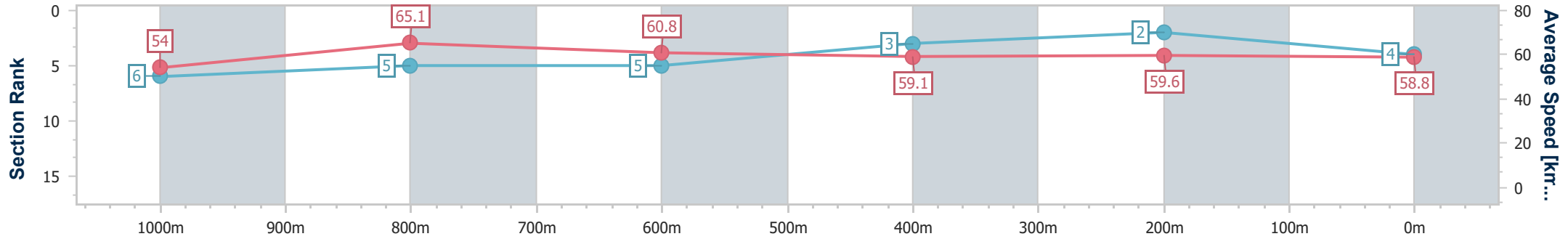


Toowoomba QLD Professional  
 Race 7: HARRY BROWN QTIS Three-Year-Old BENCHMARK 65  
 Handicap - 1200m  
 26 April 2023 - 16:03



Track Rating: Soft 5, Weather: Overcast, Rail Position: True Entire

Section	Overall	1000m	800m	600m	400m	200m
Section Times	1:13.39 [4] (0:13.37)	1:00.02 [6] (0:11.18)	0:48.84 [5] (0:11.99)	0:36.85 [5] (0:12.36)	0:24.49 [3] (0:12.26)	0:12.23 [2] (0:12.23)
Average Speed [km/h]	54.0	65.1	60.8	59.1	59.6	58.8
Top Speed [km/h]	66.3	67.3	62.6	60.4	61.2	60.4
Avg. Dist. to Rail [m]	12.0	3.9	3.8	2.9	4.4	3.2
Avg. Stride Freq. [Hz]	2.4	2.4	2.3	2.3	2.3	2.3
Avg. Stride Length [m]	6.2	7.4	7.3	7.1	7.1	7.1



- [ ] Ranking at each section and finish
- .-.- No data available at this section
- NA No data available



Horse/Jockey Name	Even Now
Final Rank	5
Fastest Section Time (Section)	0:11.38 (1000m)
Top Speed [km/h] (Section)	64.8 (1000m)
Race State	Finished

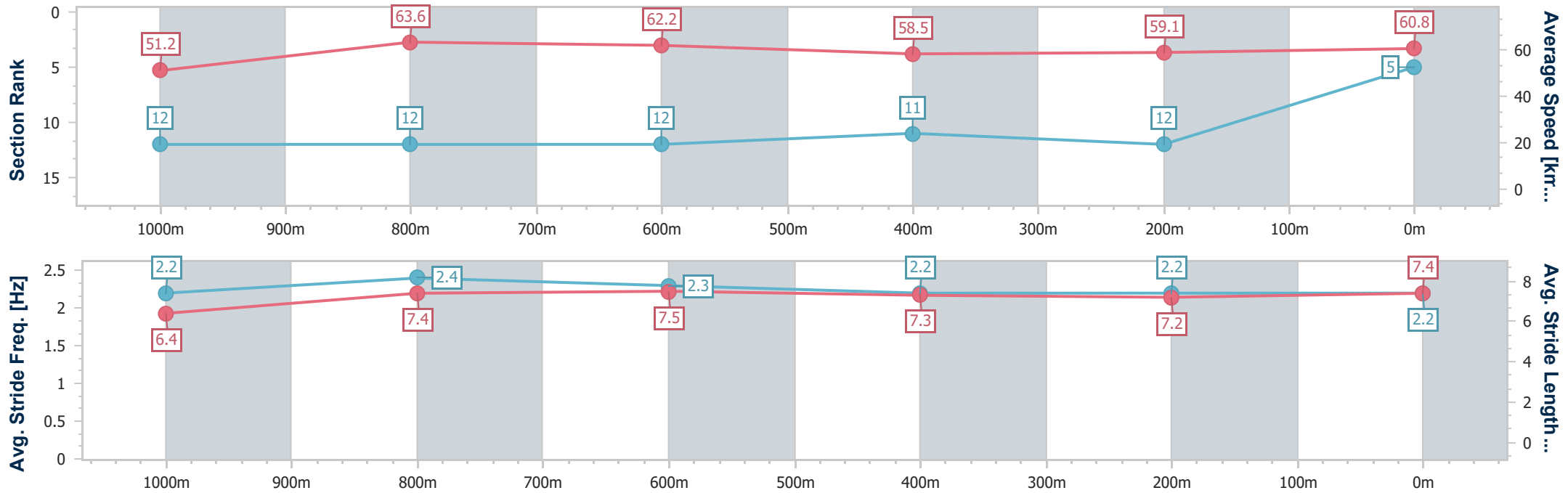


Toowoomba QLD Professional  
 Race 7: HARRY BROWN QTIS Three-Year-Old BENCHMARK 65  
 Handicap - 1200m  
 26 April 2023 - 16:03



Track Rating: Soft 5, Weather: Overcast, Rail Position: True Entire

Section	Overall	1000m	800m	600m	400m	200m
Section Times	1:13.67 [5] (0:14.04)	0:59.63 [12] (0:11.38)	0:48.25 [12] (0:11.67)	0:36.58 [12] (0:12.46)	0:24.12 [11] (0:12.32)	0:11.80 [12] (0:11.80)
Average Speed [km/h]	51.2	63.6	62.2	58.5	59.1	60.8
Top Speed [km/h]	64.4	64.8	63.9	61.5	61.6	61.6
Avg. Dist. to Rail [m]	3.5	1.2	2.4	2.6	3.3	4.2
Avg. Stride Freq. [Hz]	2.2	2.4	2.3	2.2	2.2	2.2
Avg. Stride Length [m]	6.4	7.4	7.5	7.3	7.2	7.4



- [ ] Ranking at each section and finish
- .-.- No data available at this section
- NA No data available



Horse/Jockey Name	Mishani Mistress
Final Rank	6
Fastest Section Time (Section)	0:11.13 (1000m)
Top Speed [km/h] (Section)	68.4 (1000m)
Race State	Finished

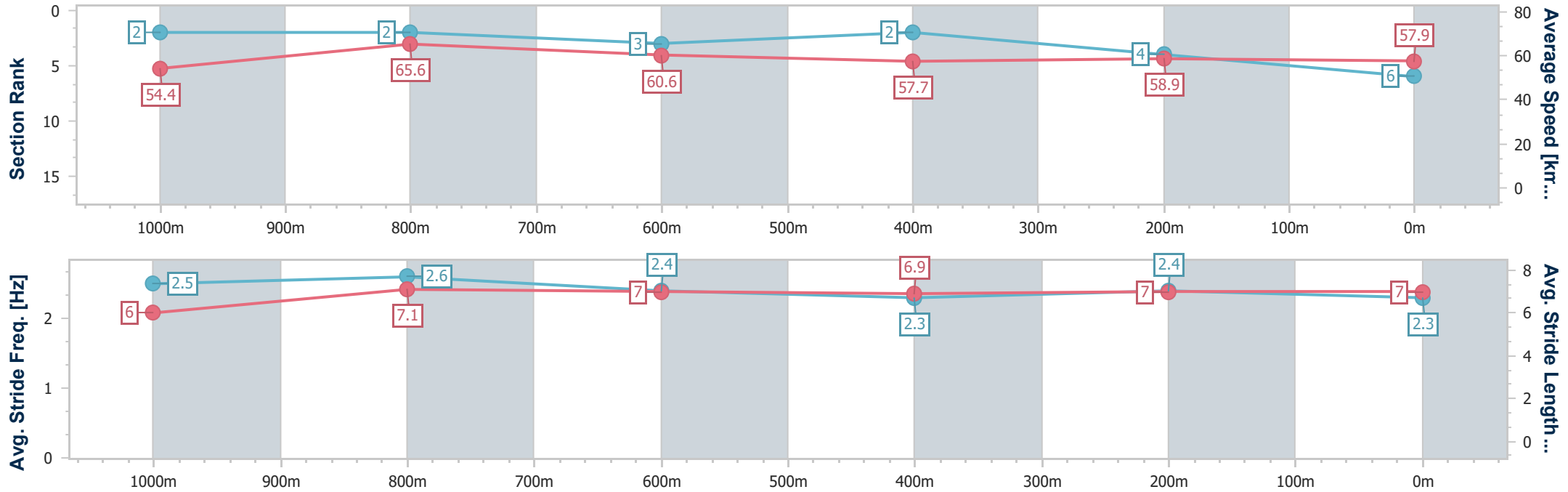


Toowoomba QLD Professional  
 Race 7: HARRY BROWN QTIS Three-Year-Old BENCHMARK 65  
 Handicap - 1200m  
 26 April 2023 - 16:03



Track Rating: Soft 5, Weather: Overcast, Rail Position: True Entire

Section	Overall	1000m	800m	600m	400m	200m
Section Times	1:13.70 [6] (0:13.22)	1:00.48 [2] (0:11.13)	0:49.35 [2] (0:12.01)	0:37.34 [3] (0:12.57)	0:24.77 [2] (0:12.36)	0:12.41 [4] (0:12.41)
Average Speed [km/h]	54.4	65.6	60.6	57.7	58.9	57.9
Top Speed [km/h]	68.0	68.4	63.8	59.8	59.5	58.9
Avg. Dist. to Rail [m]	11.3	4.7	2.8	1.9	3.4	3.2
Avg. Stride Freq. [Hz]	2.5	2.6	2.4	2.3	2.4	2.3
Avg. Stride Length [m]	6.0	7.1	7.0	6.9	7.0	7.0



- [ ] Ranking at each section and finish
- .-.- No data available at this section
- NA No data available





Horse/Jockey Name	Hue
Final Rank	7
Fastest Section Time (Section)	0:11.26 (1000m)
Top Speed [km/h] (Section)	67.2 (1000m)
Race State	Finished

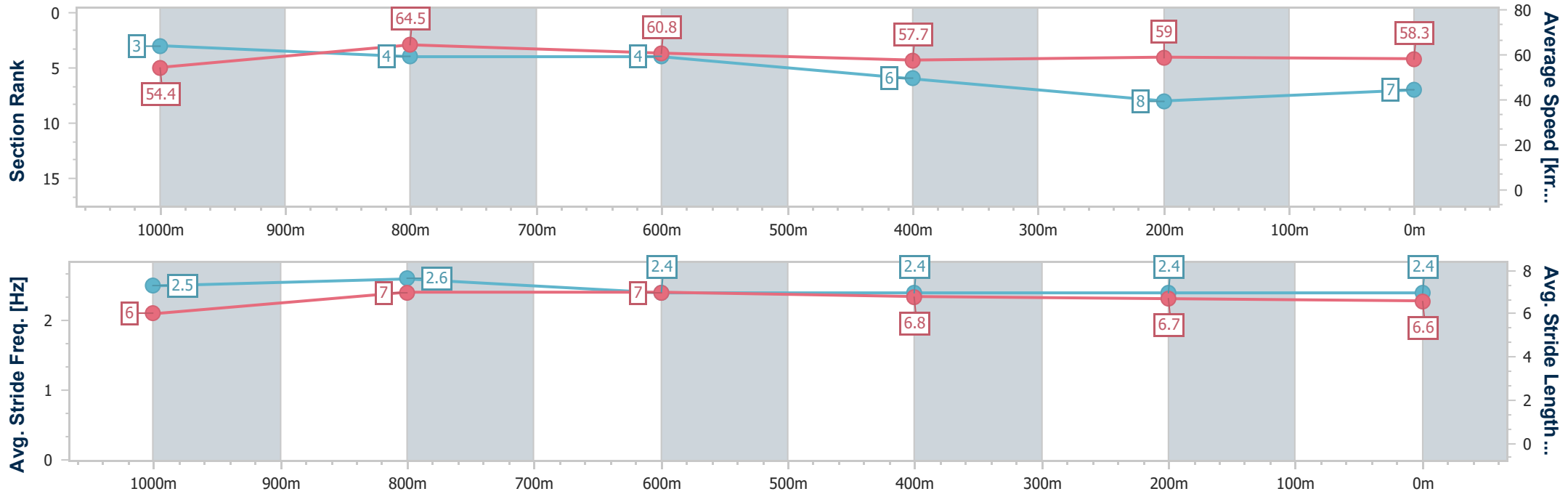


Toowoomba QLD Professional  
 Race 7: HARRY BROWN QTIS Three-Year-Old BENCHMARK 65  
 Handicap - 1200m  
 26 April 2023 - 16:03



Track Rating: Soft 5, Weather: Overcast, Rail Position: True Entire

Section	Overall	1000m	800m	600m	400m	200m
Section Times	1:13.73 [7] (0:13.23)	1:00.50 [3] (0:11.26)	0:49.24 [4] (0:11.98)	0:37.26 [4] (0:12.64)	0:24.62 [6] (0:12.29)	0:12.33 [8] (0:12.33)
Average Speed [km/h]	54.4	64.5	60.8	57.7	59.0	58.3
Top Speed [km/h]	67.2	67.2	62.1	58.9	60.3	58.9
Avg. Dist. to Rail [m]	4.7	3.3	2.9	2.2	2.9	5.2
Avg. Stride Freq. [Hz]	2.5	2.6	2.4	2.4	2.4	2.4
Avg. Stride Length [m]	6.0	7.0	7.0	6.8	6.7	6.6



- [ ] Ranking at each section and finish
- .-.- No data available at this section
- NA No data available



Horse/Jockey Name	Deep Fire
Final Rank	8
Fastest Section Time (Section)	0:11.00 (1000m)
Top Speed [km/h] (Section)	68.4 (1000m)
Race State	Finished

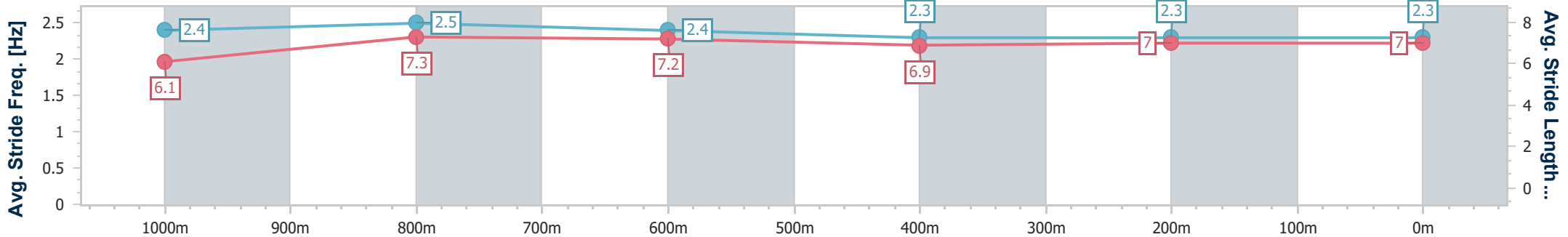
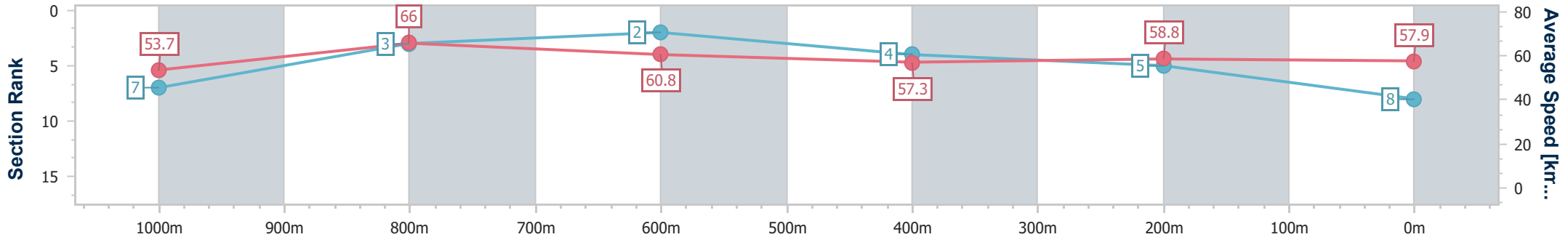


Toowoomba QLD Professional  
 Race 7: HARRY BROWN QTIS Three-Year-Old BENCHMARK 65  
 Handicap - 1200m  
 26 April 2023 - 16:03



Track Rating: Soft 5, Weather: Overcast, Rail Position: True Entire

Section	Overall	1000m	800m	600m	400m	200m
Section Times	1:13.76 [8] (0:13.42)	1:00.34 [7] (0:11.00)	0:49.34 [3] (0:11.92)	0:37.42 [2] (0:12.67)	0:24.75 [4] (0:12.33)	0:12.42 [5] (0:12.42)
Average Speed [km/h]	53.7	66.0	60.8	57.3	58.8	57.9
Top Speed [km/h]	68.0	68.4	64.7	59.5	60.0	60.3
Avg. Dist. to Rail [m]	9.1	2.8	2.2	1.8	2.2	1.3
Avg. Stride Freq. [Hz]	2.4	2.5	2.4	2.3	2.3	2.3
Avg. Stride Length [m]	6.1	7.3	7.2	6.9	7.0	7.0



- [ ] Ranking at each section and finish
- .-.- No data available at this section
- NA No data available



Horse/Jockey Name	Toba
Final Rank	9
Fastest Section Time (Section)	0:11.31 (1000m)
Top Speed [km/h] (Section)	65.8 (Overall)
Race State	Finished

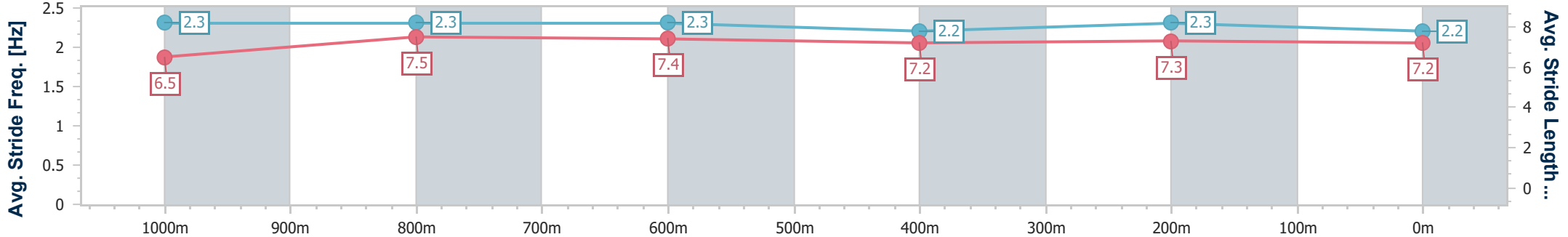
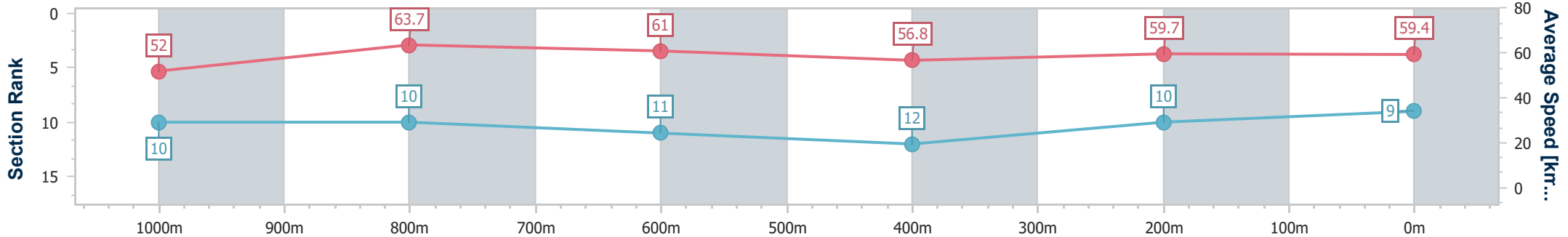


Toowoomba QLD Professional  
 Race 7: HARRY BROWN QTIS Three-Year-Old BENCHMARK 65  
 Handicap - 1200m  
 26 April 2023 - 16:03



Track Rating: Soft 5, Weather: Overcast, Rail Position: True Entire

Section	Overall	1000m	800m	600m	400m	200m
Section Times	1:13.77 [9] (0:13.84)	0:59.93 [10] (0:11.31)	0:48.62 [10] (0:11.85)	0:36.77 [11] (0:12.64)	0:24.13 [12] (0:12.04)	0:12.09 [10] (0:12.09)
Average Speed [km/h]	52.0	63.7	61.0	56.8	59.7	59.4
Top Speed [km/h]	65.8	65.7	62.3	59.5	61.0	61.1
Avg. Dist. to Rail [m]	7.0	0.6	0.8	0.7	1.4	1.1
Avg. Stride Freq. [Hz]	2.3	2.3	2.3	2.2	2.3	2.2
Avg. Stride Length [m]	6.5	7.5	7.4	7.2	7.3	7.2



- [ ] Ranking at each section and finish
- .-.- No data available at this section
- NA No data available



Horse/Jockey Name	Snow Boum
Final Rank	10
Fastest Section Time (Section)	0:11.07 (1000m)
Top Speed [km/h] (Section)	67.5 (1000m)
Race State	Finished

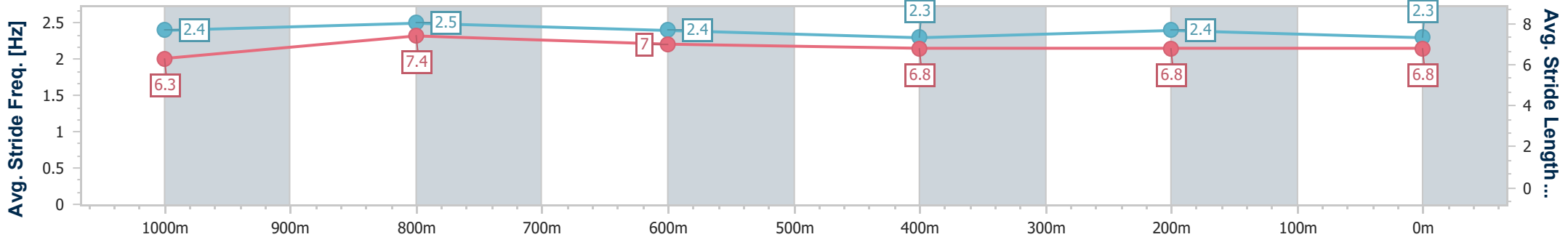
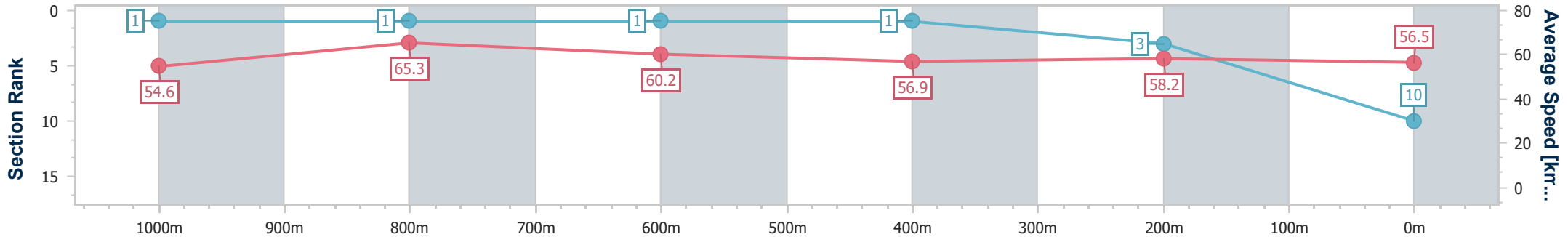


Toowoomba QLD Professional  
 Race 7: HARRY BROWN QTIS Three-Year-Old BENCHMARK 65  
 Handicap - 1200m  
 26 April 2023 - 16:03



Track Rating: Soft 5, Weather: Overcast, Rail Position: True Entire

Section	Overall	1000m	800m	600m	400m	200m
Section Times	1:13.96 [10] (0:13.18)	1:00.78 [1] (0:11.07)	0:49.71 [1] (0:11.96)	0:37.75 [1] (0:12.67)	0:25.08 [1] (0:12.36)	0:12.72 [3] (0:12.72)
Average Speed [km/h]	54.6	65.3	60.2	56.9	58.2	56.5
Top Speed [km/h]	67.3	67.5	62.4	59.1	59.2	58.9
Avg. Dist. to Rail [m]	5.1	1.8	0.3	0.3	1.1	1.0
Avg. Stride Freq. [Hz]	2.4	2.5	2.4	2.3	2.4	2.3
Avg. Stride Length [m]	6.3	7.4	7.0	6.8	6.8	6.8



- [ ] Ranking at each section and finish
- .-.- No data available at this section
- NA No data available



Horse/Jockey Name	Clearly George
Final Rank	11
Fastest Section Time (Section)	0:11.28 (1000m)
Top Speed [km/h] (Section)	66.1 (1000m)
Race State	Finished

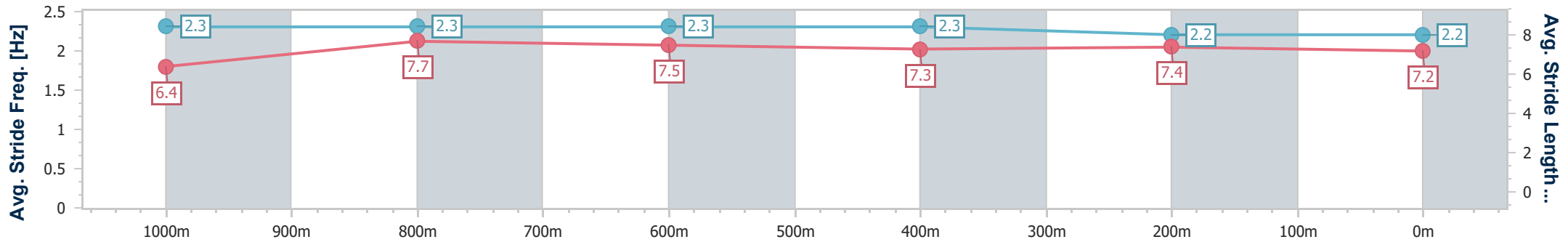
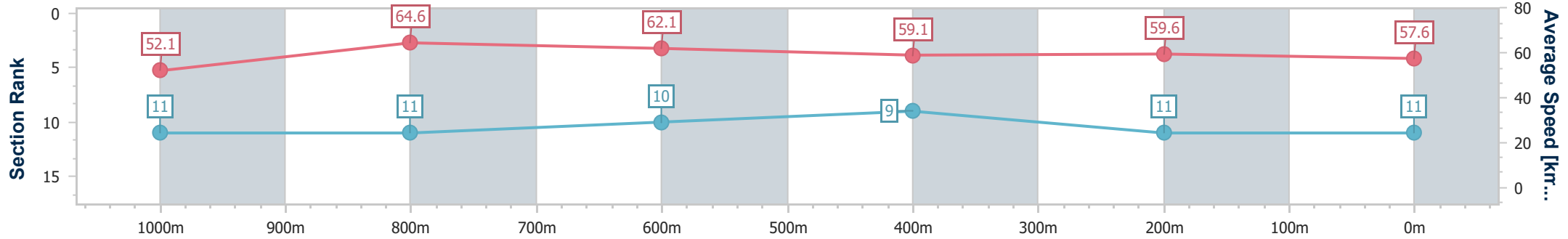


Toowoomba QLD Professional  
 Race 7: HARRY BROWN QTIS Three-Year-Old BENCHMARK 65  
 Handicap - 1200m  
 26 April 2023 - 16:03



Track Rating: Soft 5, Weather: Overcast, Rail Position: True Entire

Section	Overall	1000m	800m	600m	400m	200m
Section Times	1:14.13 [11] (0:13.84)	1:00.29 [11] (0:11.28)	0:49.01 [11] (0:11.80)	0:37.21 [10] (0:12.42)	0:24.79 [9] (0:12.29)	0:12.50 [11] (0:12.50)
Average Speed [km/h]	52.1	64.6	62.1	59.1	59.6	57.6
Top Speed [km/h]	65.6	66.1	63.6	60.5	60.3	58.9
Avg. Dist. to Rail [m]	10.8	3.8	4.8	4.3	5.2	6.5
Avg. Stride Freq. [Hz]	2.3	2.3	2.3	2.3	2.2	2.2
Avg. Stride Length [m]	6.4	7.7	7.5	7.3	7.4	7.2



- [ ] Ranking at each section and finish
- .-.- No data available at this section
- NA No data available



Horse/Jockey Name	Tequila Dancer
Final Rank	12
Fastest Section Time (Section)	0:11.20 (1000m)
Top Speed [km/h] (Section)	67.2 (Overall)
Race State	Finished

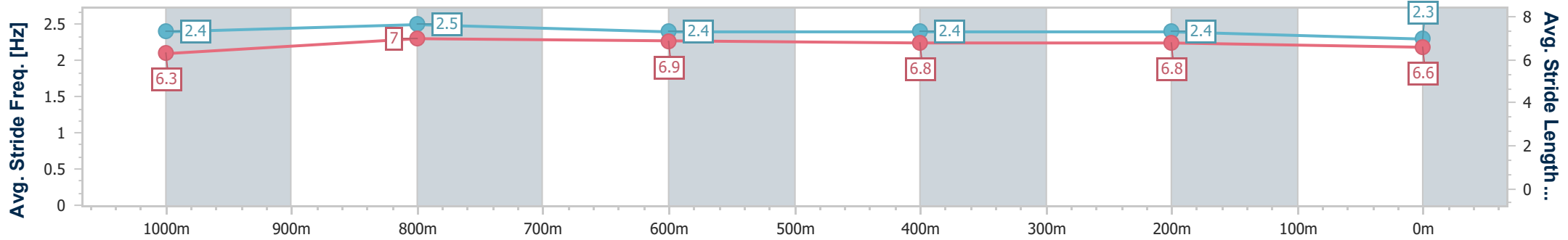
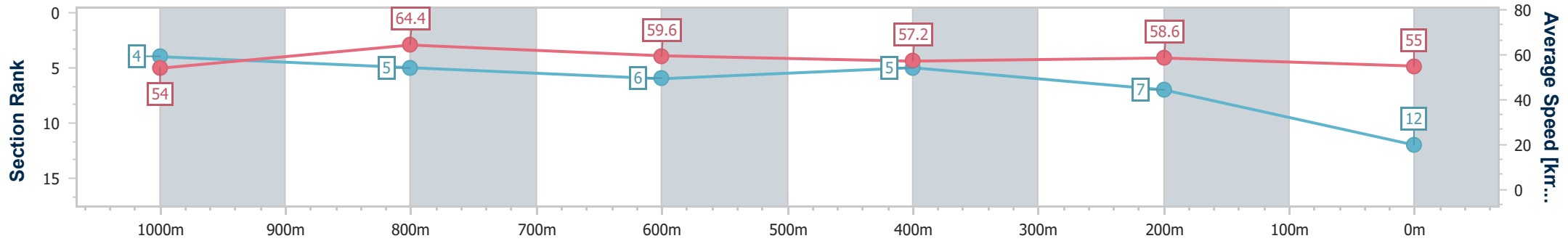


Toowoomba QLD Professional  
 Race 7: HARRY BROWN QTIS Three-Year-Old BENCHMARK 65  
 Handicap - 1200m  
 26 April 2023 - 16:03



Track Rating: Soft 5, Weather: Overcast, Rail Position: True Entire

Section	Overall	1000m	800m	600m	400m	200m
Section Times	1:14.42 [12] (0:13.36)	1:01.06 [4] (0:11.20)	0:49.86 [5] (0:12.08)	0:37.78 [6] (0:12.43)	0:25.35 [5] (0:12.29)	0:13.06 [7] (0:13.06)
Average Speed [km/h]	54.0	64.4	59.6	57.2	58.6	55.0
Top Speed [km/h]	67.2	67.0	61.9	58.7	59.4	58.7
Avg. Dist. to Rail [m]	2.3	1.1	0.2	2.1	1.2	0.9
Avg. Stride Freq. [Hz]	2.4	2.5	2.4	2.4	2.4	2.3
Avg. Stride Length [m]	6.3	7.0	6.9	6.8	6.8	6.6



- [ ] Ranking at each section and finish
- .-.- No data available at this section
- NA No data available