



Toowoomba QLD Professional

Race 6: BOTTLEMART QTIS BENCHMARK 72 Handicap - 1100m

26 April 2023 - 15:29



Track Rating: Soft 5, Weather: Overcast, Rail Position: True Entire

Section		Overall	1000m	800m	600m	400m	200m	Last 600m					
Field Times		1:06.51 (0:08.07)	0:58.44 (0:11.21)	0:47.23 (0:11.65)	0:35.58 (0:11.78)	0:23.80 (0:11.77)	0:12.03 (0:12.03)	0:35.58					
Rank	TAB Horse/Jockey	Barrier	Top Speed [km/h]	Fastest Section							Margin	Distance Travelled [m]	
1	10 INASEC Ben Thompson	8	66.4	0:08.11	1:06.51 [1] (0:08.11)	0:58.40 [3] (0:11.17)	0:47.23 [1] (0:11.65)	0:35.58 [2] (0:11.78)	0:23.80 [1] (0:11.77)	0:12.03 [1] (0:12.03)	1:06.51	0:35.58	
2	5 VAST KAMA Samantha Collett	11	65.6	0:08.16	1:06.71 [2] (0:08.16)	0:58.55 [4] (0:11.34)	0:47.21 [5] (0:11.50)	0:35.71 [3] (0:11.91)	0:23.80 [3] (0:11.75)	0:12.05 [2] (0:12.05)	1L	0:35.71	+0
3	3 INCOMPARABLE Marnu Potgieter	5	64.6	0:08.08	1:06.74 [3] (0:08.08)	0:58.66 [1] (0:11.44)	0:47.22 [4] (0:11.80)	0:35.42 [6] (0:11.83)	0:23.59 [5] (0:11.69)	0:11.90 [4] (0:11.90)	1.2L	0:35.42	-3
4	7 DE MANARA Jim Byrne	10	64.8	0:08.38	1:06.97 [4] (0:08.38)	0:58.59 [8] (0:11.48)	0:47.11 [8] (0:11.56)	0:35.55 [7] (0:11.82)	0:23.73 [7] (0:11.78)	0:11.95 [6] (0:11.95)	2.5L	0:35.55	-1
5	2 MILL ROSSA Jaden Lloyd	1	65.2	0:08.07	1:07.13 [5] (0:08.07)	0:59.06 [2] (0:11.25)	0:47.81 [2] (0:11.62)	0:36.19 [1] (0:11.87)	0:24.32 [2] (0:11.86)	0:12.46 [3] (0:12.46)	3.3L	0:36.19	-5
6	4 ENABLER Anthony Allen	7	65.9	0:08.34	1:07.36 [6] (0:08.34)	0:59.02 [7] (0:11.36)	0:47.66 [6] (0:11.55)	0:36.11 [5] (0:11.87)	0:24.24 [4] (0:11.87)	0:12.37 [5] (0:12.37)	4.6L	0:36.11	+4
7	13 ILIKEIT ILOVEIT Kenji Yoshida	3	65.3	0:08.17	1:07.59 [7] (0:08.17)	0:59.42 [5] (0:11.30)	0:48.12 [3] (0:11.63)	0:36.49 [4] (0:12.04)	0:24.45 [6] (0:12.07)	0:12.38 [7] (0:12.38)	5.9L	0:36.49	-5
8	1 FOR MY ANNIE Jake Molloy	6	65.0	0:08.31	1:07.94 [8] (0:08.31)	0:59.63 [6] (0:11.40)	0:48.23 [7] (0:11.77)	0:36.46 [8] (0:11.86)	0:24.60 [8] (0:12.19)	0:12.41 [8] (0:12.41)	7.9L	0:36.46	+0

Scratched: Jack Be Lucky (#6), Just Engaged (#8), Typhoon Taavi (#9), Honkytonk Diva (#11), By By Music (#12)

[] Ranking at each section and finish
 -:-:- No data available at this section
 NA No data available

SCN Saddle cloth number
 DNF Did not finish
 DNT Did not track



Horse/Jockey Name	Inasec
Final Rank	1
Fastest Section Time (Section)	0:08.11 (Overall)
Top Speed [km/h] (Section)	66.4 (1000m)
Race State	Finished



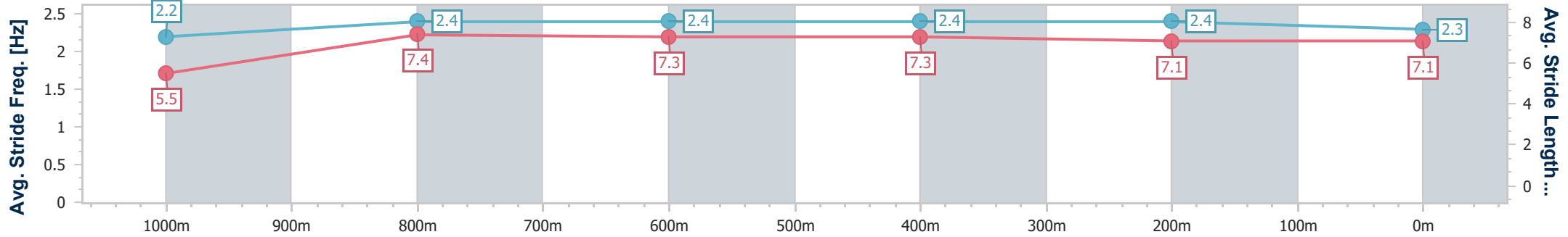
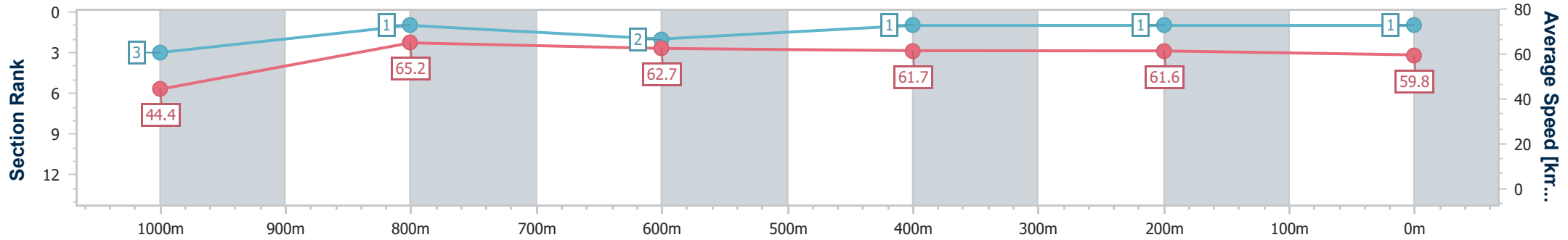
Toowoomba QLD Professional
Race 6: BOTTLEMART QTIS BENCHMARK 72 Handicap - 1100m



26 April 2023 - 15:29

Track Rating: Soft 5, Weather: Overcast, Rail Position: True Entire

Section	Overall	1000m	800m	600m	400m	200m
Section Times	1:06.51 [1] (0:08.11)	0:58.40 [3] (0:11.17)	0:47.23 [1] (0:11.65)	0:35.58 [2] (0:11.78)	0:23.80 [1] (0:11.77)	0:12.03 [1] (0:12.03)
Average Speed [km/h]	44.4	65.2	62.7	61.7	61.6	59.8
Top Speed [km/h]	64.1	66.4	63.7	62.7	62.4	61.7
Avg. Dist. to Rail [m]	5.8	4.4	3.3	1.9	2.3	3.0
Avg. Stride Freq. [Hz]	2.2	2.4	2.4	2.4	2.4	2.3
Avg. Stride Length [m]	5.5	7.4	7.3	7.3	7.1	7.1



- [] Ranking at each section and finish
- .-.- No data available at this section
- NA No data available



Horse/Jockey Name	Vast Kama
Final Rank	2
Fastest Section Time (Section)	0:08.16 (Overall)
Top Speed [km/h] (Section)	65.6 (1000m)
Race State	Finished



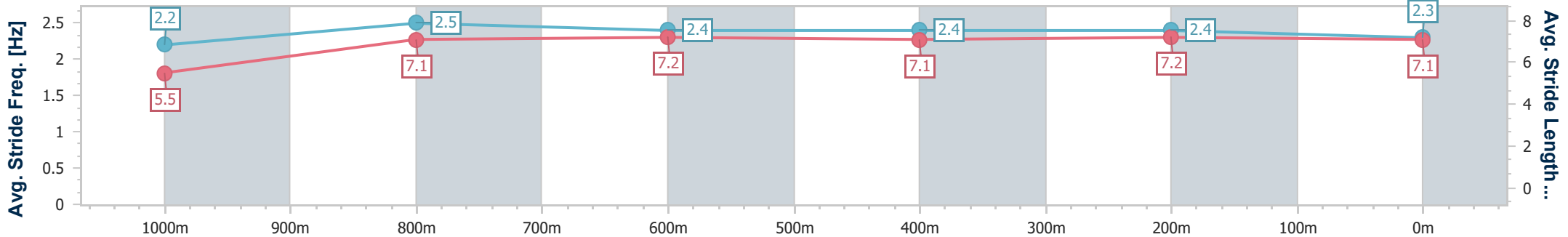
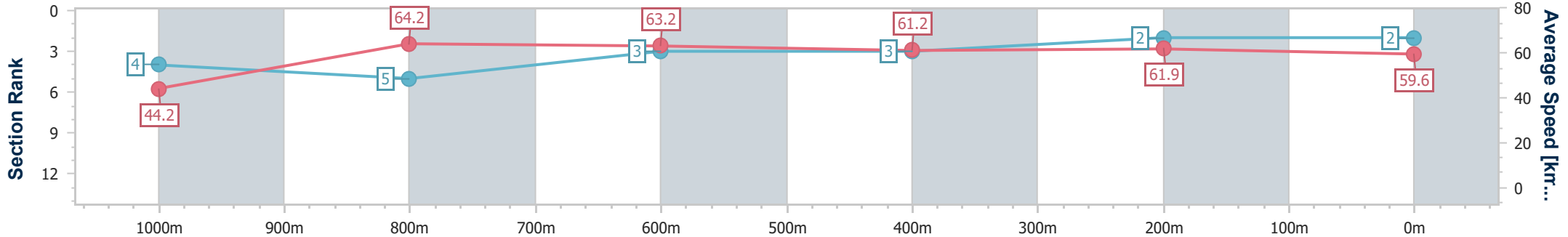
Toowoomba QLD Professional
Race 6: BOTTLEMART QTIS BENCHMARK 72 Handicap - 1100m



26 April 2023 - 15:29

Track Rating: Soft 5, Weather: Overcast, Rail Position: True Entire

Section	Overall	1000m	800m	600m	400m	200m
Section Times	1:06.71 [2] (0:08.16)	0:58.55 [4] (0:11.34)	0:47.21 [5] (0:11.50)	0:35.71 [3] (0:11.91)	0:23.80 [3] (0:11.75)	0:12.05 [2] (0:12.05)
Average Speed [km/h]	44.2	64.2	63.2	61.2	61.9	59.6
Top Speed [km/h]	62.2	65.6	64.2	63.0	64.0	61.5
Avg. Dist. to Rail [m]	8.1	4.2	2.7	2.6	2.2	2.0
Avg. Stride Freq. [Hz]	2.2	2.5	2.4	2.4	2.4	2.3
Avg. Stride Length [m]	5.5	7.1	7.2	7.1	7.2	7.1



- [] Ranking at each section and finish
- .-.- No data available at this section
- NA No data available



Horse/Jockey Name	Incomparable
Final Rank	3
Fastest Section Time (Section)	0:08.08 (Overall)
Top Speed [km/h] (Section)	64.6 (1000m)
Race State	Finished



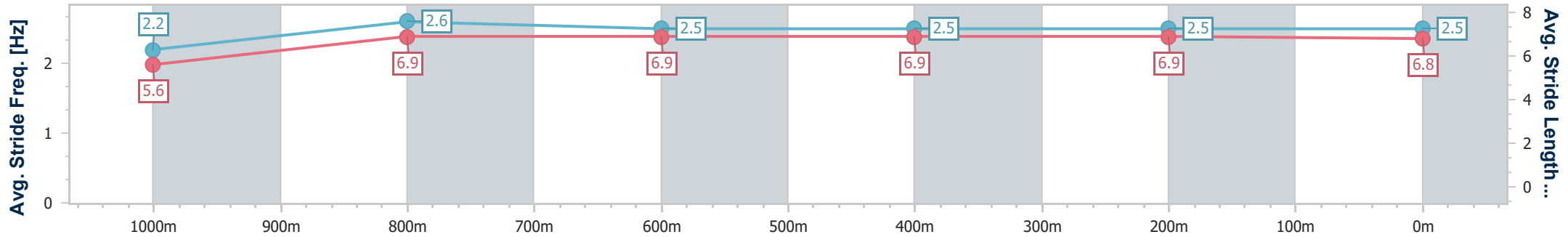
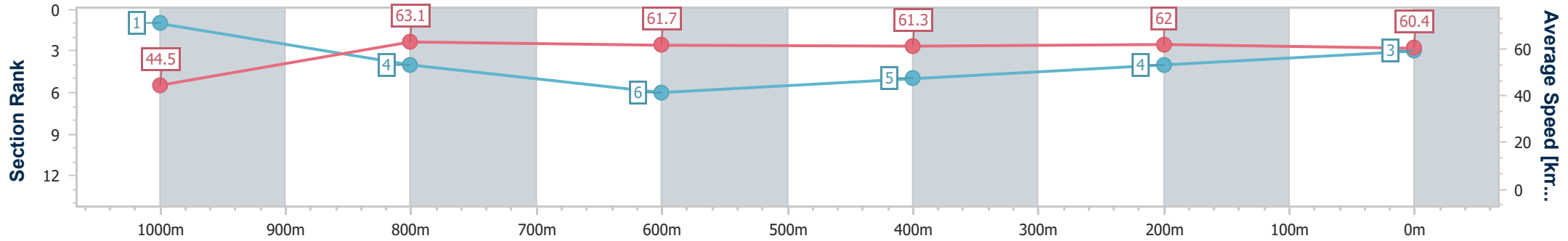
Toowoomba QLD Professional
Race 6: BOTTLEMART QTIS BENCHMARK 72 Handicap - 1100m



26 April 2023 - 15:29

Track Rating: Soft 5, Weather: Overcast, Rail Position: True Entire

Section	Overall	1000m	800m	600m	400m	200m
Section Times	1:06.74 [3] (0:08.08)	0:58.66 [1] (0:11.44)	0:47.22 [4] (0:11.80)	0:35.42 [6] (0:11.83)	0:23.59 [5] (0:11.69)	0:11.90 [4] (0:11.90)
Average Speed [km/h]	44.5	63.1	61.7	61.3	62.0	60.4
Top Speed [km/h]	62.2	64.6	63.2	63.2	63.2	61.6
Avg. Dist. to Rail [m]	3.2	1.0	3.0	1.9	1.8	2.1
Avg. Stride Freq. [Hz]	2.2	2.6	2.5	2.5	2.5	2.5
Avg. Stride Length [m]	5.6	6.9	6.9	6.9	6.9	6.8



- [] Ranking at each section and finish
- .-.- No data available at this section
- NA No data available



Horse/Jockey Name	De Manara
Final Rank	4
Fastest Section Time (Section)	0:08.38 (Overall)
Top Speed [km/h] (Section)	64.8 (1000m)
Race State	Finished



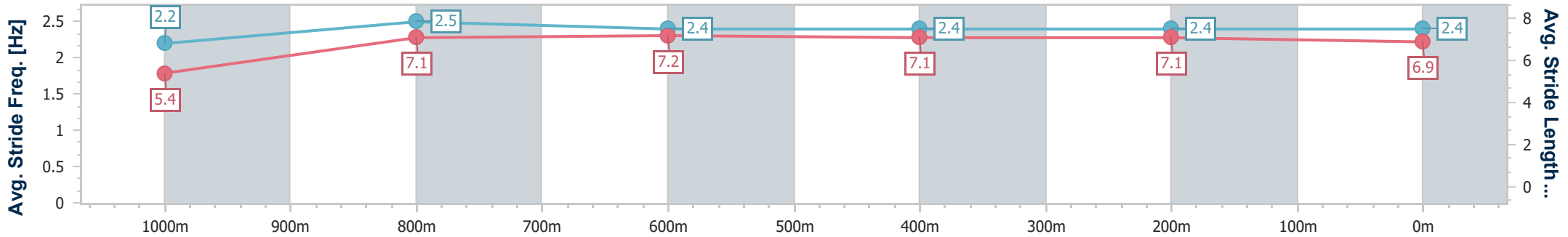
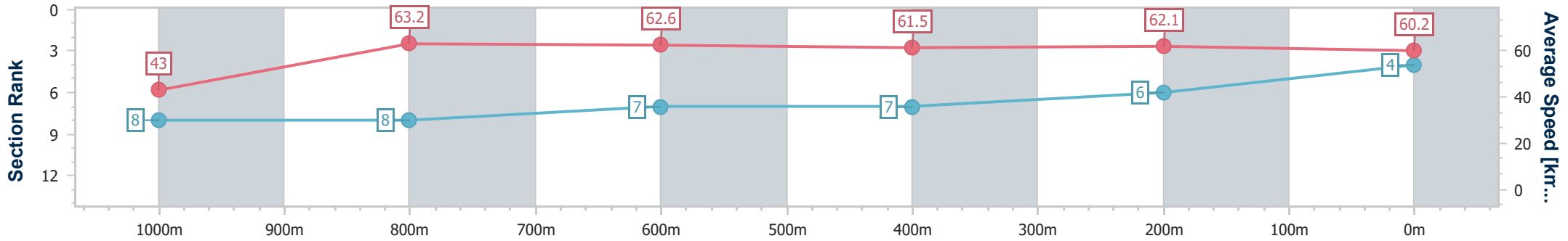
Toowoomba QLD Professional
Race 6: BOTTLEMART QTIS BENCHMARK 72 Handicap - 1100m



26 April 2023 - 15:29

Track Rating: Soft 5, Weather: Overcast, Rail Position: True Entire

Section	Overall	1000m	800m	600m	400m	200m
Section Times	1:06.97 [4] (0:08.38)	0:58.59 [8] (0:11.48)	0:47.11 [8] (0:11.56)	0:35.55 [7] (0:11.82)	0:23.73 [7] (0:11.78)	0:11.95 [6] (0:11.95)
Average Speed [km/h]	43.0	63.2	62.6	61.5	62.1	60.2
Top Speed [km/h]	60.6	64.8	63.6	63.1	62.9	61.3
Avg. Dist. to Rail [m]	8.3	3.0	2.0	1.5	4.6	4.6
Avg. Stride Freq. [Hz]	2.2	2.5	2.4	2.4	2.4	2.4
Avg. Stride Length [m]	5.4	7.1	7.2	7.1	7.1	6.9



- [] Ranking at each section and finish
- .-.- No data available at this section
- NA No data available



Horse/Jockey Name	Mill Rossa
Final Rank	5
Fastest Section Time (Section)	0:08.07 (Overall)
Top Speed [km/h] (Section)	65.2 (1000m)
Race State	Finished



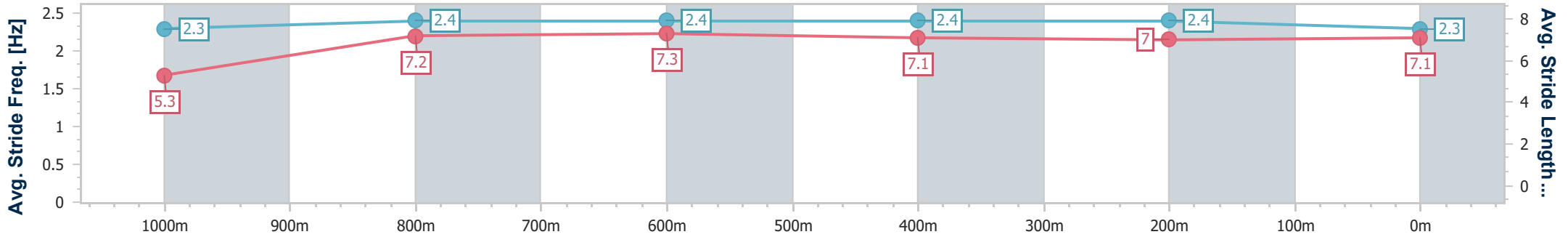
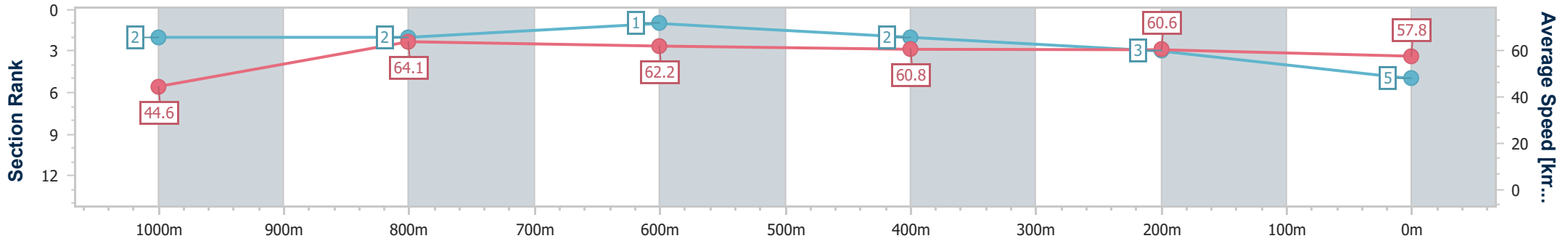
Toowoomba QLD Professional
Race 6: BOTTLEMART QTIS BENCHMARK 72 Handicap - 1100m



26 April 2023 - 15:29

Track Rating: Soft 5, Weather: Overcast, Rail Position: True Entire

Section	Overall	1000m	800m	600m	400m	200m
Section Times	1:07.13 [5] (0:08.07)	0:59.06 [2] (0:11.25)	0:47.81 [2] (0:11.62)	0:36.19 [1] (0:11.87)	0:24.32 [2] (0:11.86)	0:12.46 [3] (0:12.46)
Average Speed [km/h]	44.6	64.1	62.2	60.8	60.6	57.8
Top Speed [km/h]	62.0	65.2	63.9	61.7	62.3	59.7
Avg. Dist. to Rail [m]	2.6	0.8	1.3	0.8	0.2	0.2
Avg. Stride Freq. [Hz]	2.3	2.4	2.4	2.4	2.4	2.3
Avg. Stride Length [m]	5.3	7.2	7.3	7.1	7.0	7.1



- [] Ranking at each section and finish
- .-.- No data available at this section
- NA No data available



Horse/Jockey Name	Enabler
Final Rank	6
Fastest Section Time (Section)	0:08.34 (Overall)
Top Speed [km/h] (Section)	65.9 (1000m)
Race State	Finished



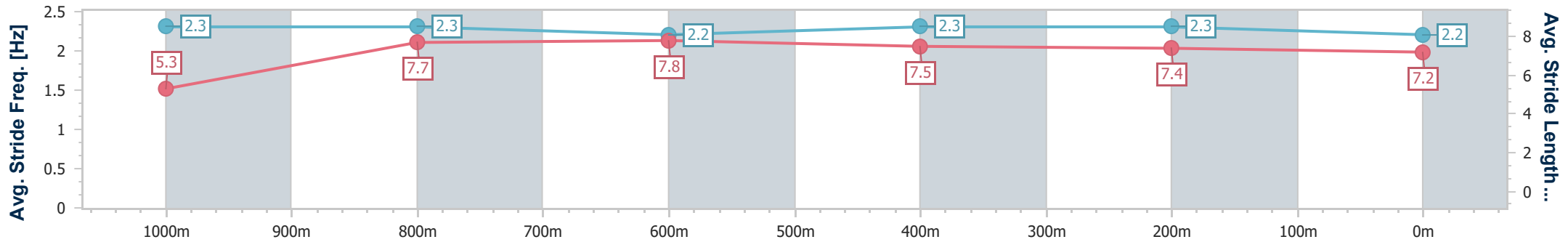
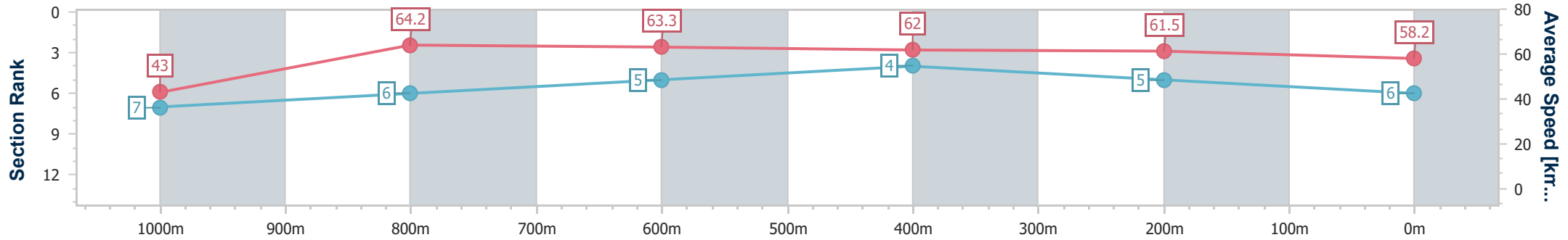
Toowoomba QLD Professional
Race 6: BOTTLEMART QTIS BENCHMARK 72 Handicap - 1100m



26 April 2023 - 15:29

Track Rating: Soft 5, Weather: Overcast, Rail Position: True Entire

Section	Overall	1000m	800m	600m	400m	200m
Section Times	1:07.36 [6] (0:08.34)	0:59.02 [7] (0:11.36)	0:47.66 [6] (0:11.55)	0:36.11 [5] (0:11.87)	0:24.24 [4] (0:11.87)	0:12.37 [5] (0:12.37)
Average Speed [km/h]	43.0	64.2	63.3	62.0	61.5	58.2
Top Speed [km/h]	63.1	65.9	64.8	63.4	63.1	60.7
Avg. Dist. to Rail [m]	4.4	4.0	3.8	3.9	3.5	2.5
Avg. Stride Freq. [Hz]	2.3	2.3	2.2	2.3	2.3	2.2
Avg. Stride Length [m]	5.3	7.7	7.8	7.5	7.4	7.2



- [] Ranking at each section and finish
- .-.- No data available at this section
- NA No data available



Horse/Jockey Name	Ilikeit Iloveit
Final Rank	7
Fastest Section Time (Section)	0:08.17 (Overall)
Top Speed [km/h] (Section)	65.3 (1000m)
Race State	Finished



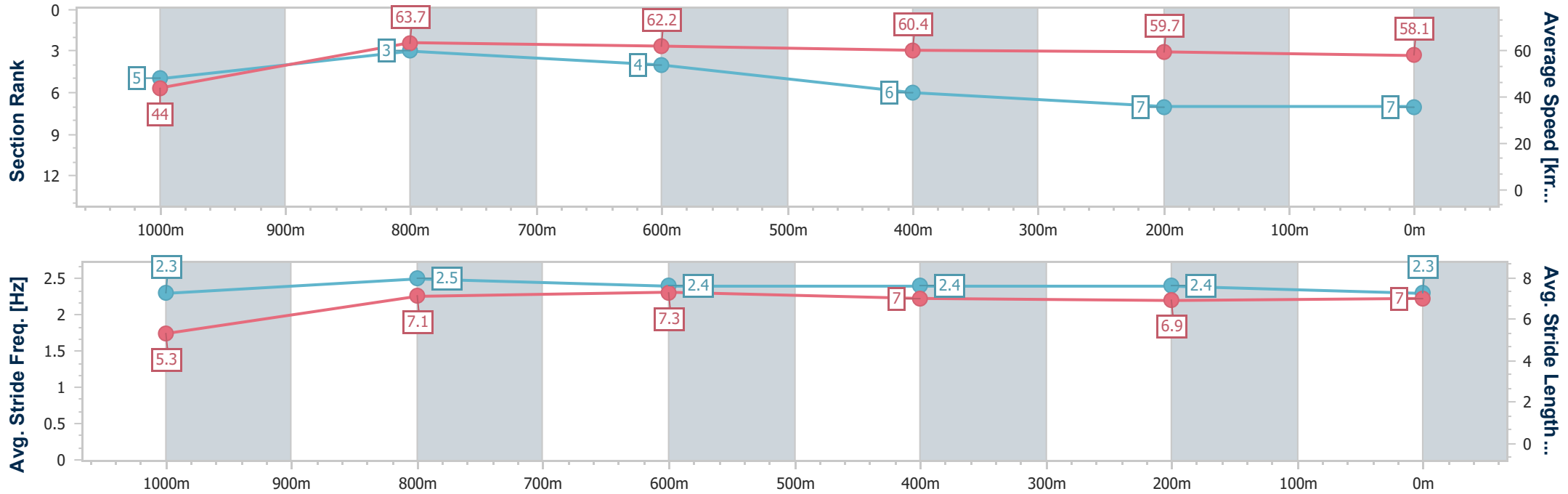
Toowoomba QLD Professional
Race 6: BOTTLEMART QTIS BENCHMARK 72 Handicap - 1100m



26 April 2023 - 15:29

Track Rating: Soft 5, Weather: Overcast, Rail Position: True Entire

Section	Overall	1000m	800m	600m	400m	200m
Section Times	1:07.59 [7] (0:08.17)	0:59.42 [5] (0:11.30)	0:48.12 [3] (0:11.63)	0:36.49 [4] (0:12.04)	0:24.45 [6] (0:12.07)	0:12.38 [7] (0:12.38)
Average Speed [km/h]	44.0	63.7	62.2	60.4	59.7	58.1
Top Speed [km/h]	60.0	65.3	63.4	62.0	60.8	59.9
Avg. Dist. to Rail [m]	3.4	0.4	1.6	2.0	0.4	0.5
Avg. Stride Freq. [Hz]	2.3	2.5	2.4	2.4	2.4	2.3
Avg. Stride Length [m]	5.3	7.1	7.3	7.0	6.9	7.0



- [] Ranking at each section and finish
- .-.- No data available at this section
- NA No data available



Horse/Jockey Name	For My Annie
Final Rank	8
Fastest Section Time (Section)	0:08.31 (Overall)
Top Speed [km/h] (Section)	65.0 (1000m)
Race State	Finished



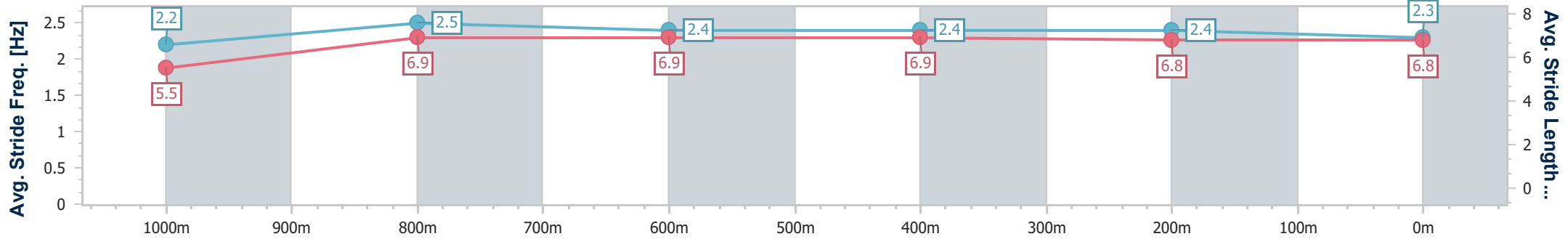
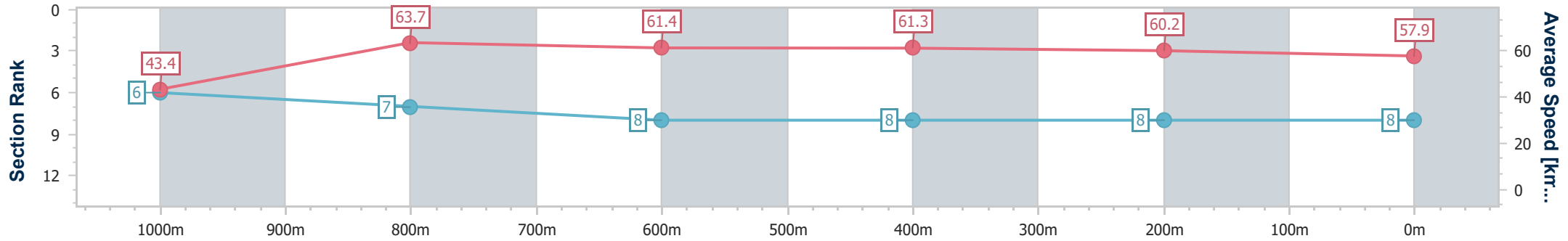
Toowoomba QLD Professional
Race 6: BOTTLEMART QTIS BENCHMARK 72 Handicap - 1100m



26 April 2023 - 15:29

Track Rating: Soft 5, Weather: Overcast, Rail Position: True Entire

Section	Overall	1000m	800m	600m	400m	200m
Section Times	1:07.94 [8] (0:08.31)	0:59.63 [6] (0:11.40)	0:48.23 [7] (0:11.77)	0:36.46 [8] (0:11.86)	0:24.60 [8] (0:12.19)	0:12.41 [8] (0:12.41)
Average Speed [km/h]	43.4	63.7	61.4	61.3	60.2	57.9
Top Speed [km/h]	63.3	65.0	63.0	63.0	61.7	59.6
Avg. Dist. to Rail [m]	5.8	2.7	1.3	1.5	4.6	2.3
Avg. Stride Freq. [Hz]	2.2	2.5	2.4	2.4	2.4	2.3
Avg. Stride Length [m]	5.5	6.9	6.9	6.9	6.8	6.8



- [] Ranking at each section and finish
- .-.- No data available at this section
- NA No data available