



Doomben QLD Professional

Race 4: THE STAR STRADBROKE SEASON BENCHMARK 72 Handicap - 1200m

22 April 2023 - 13:18



BRISBANE
RACING CLUB

Track Rating: Good 4, Weather: Fine, Rail Position: +3m Entire

| Section | | Field Times | | | | | | | | | | | |
|---------|-------------------------------------|----------------------|----------------------|----------------------|---------------------------|---------------------------|---------------------------|---------------------------|---------------------------|---------------------------|---------|---------|------------------------|
| | | Overall | 1000m | 800m | 600m | 400m | 200m | Last 600m | | | | | |
| | | 1:09.41 (0:13.07) | 0:56.34 (0:10.57) | 0:45.77 (0:11.36) | 0:34.41 (0:11.51) | 0:22.90 (0:11.19) | 0:11.71 (0:11.71) | 0:34.41 | | | | | |
| Rank | TAB Horse/Jockey | Barrier | Top Speed [km/h] | Fastest Section | | | | | | | | Margin | Distance Travelled [m] |
| 1 | 9 SELF INDULGENT Cejay Graham | 15 | 70.6 1000m | 0:10.50 1000m | 1:09.41 [1] (0:13.22) | 0:56.19 [3] (0:10.50) | 0:45.69 [2] (0:11.30) | 0:34.39 [2] (0:11.51) | 0:22.88 [2] (0:11.17) | 0:11.71 [2] (0:11.71) | 1:09.41 | 0:34.39 | |
| 2 | 21 HATCHET James Orman | 18 | 70.6 1000m | 0:10.57 1000m | 1:09.62 [2] (0:13.07) | 0:56.55 [1] (0:10.57) | 0:45.98 [1] (0:11.36) | 0:34.62 [1] (0:11.51) | 0:23.11 [1] (0:11.22) | 0:11.89 [1] (0:11.89) | 1.18L | 0:34.62 | -1 |
| 3 | 2 CANADIAN DANCER Jaden Lloyd | 6 | 68.0 1000m | 0:10.82 1000m | 1:09.66 [3] (0:13.83) | 0:55.83 [10] (0:10.82) | 0:45.01 [10] (0:11.10) | 0:33.91 [10] (0:11.32) | 0:22.59 [8] (0:11.07) | 0:11.52 [6] (0:11.52) | 1.45L | 0:33.91 | -2 |
| 4 | 14 CRAZY TRAIN Brodie Loy | 10 | 67.7 1000m | 0:10.81 1000m | 1:09.70 [4] (0:13.81) | 0:55.89 [9] (0:10.81) | 0:45.08 [9] (0:11.06) | 0:34.02 [9] (0:11.44) | 0:22.58 [9] (0:10.97) | 0:11.61 [5] (0:11.61) | 1.71L | 0:34.02 | +1 |
| 5 | 11 SOUTH PARADE Angela Jones | 5 | 69.5 1000m | 0:10.64 1000m | 1:09.95 [5] (0:13.49) | 0:56.46 [6] (0:10.64) | 0:45.82 [6] (0:11.24) | 0:34.58 [5] (0:11.63) | 0:22.95 [6] (0:11.12) | 0:11.83 [3] (0:11.83) | 3.13L | 0:34.58 | -1 |
| 6 | 10 BEAUX RUMBLE Samantha Collett | 12 | 69.8 1000m | 0:10.55 1000m | 1:09.95 [6] (0:13.35) | 0:56.60 [5] (0:10.55) | 0:46.05 [4] (0:11.29) | 0:34.76 [4] (0:11.47) | 0:23.29 [3] (0:11.29) | 0:12.00 [4] (0:12.00) | 3.17L | 0:34.76 | +3 |
| 7 | 12 MISS BALTIMORE Andrew Mallyon | 8 | 68.6 1000m | 0:10.70 1000m | 1:09.97 [7] (0:13.59) | 0:56.38 [8] (0:10.70) | 0:45.68 [7] (0:11.14) | 0:34.54 [7] (0:11.41) | 0:23.13 [7] (0:11.19) | 0:11.94 [7] (0:11.94) | 3.26L | 0:34.54 | +2 |
| 8 | 7 MOTOMISS Marnu Potgieter | 2 | 70.2 Overall | 0:10.67 1000m | 1:10.21 [8] (0:13.38) | 0:56.83 [4] (0:10.67) | 0:46.16 [5] (0:11.34) | 0:34.82 [6] (0:11.43) | 0:23.39 [5] (0:11.47) | 0:11.92 [8] (0:11.92) | 4.66L | 0:34.82 | -4 |
| 9 | 19 I AM AZZURRO Boris Thornton | 3 | 68.1 1000m | 0:10.80 1000m | 1:10.25 [9] (0:13.60) | 0:56.65 [7] (0:10.80) | 0:45.85 [8] (0:11.21) | 0:34.64 [8] (0:11.52) | 0:23.12 [10] (0:11.15) | 0:11.97 [9] (0:11.97) | 4.92L | 0:34.64 | +0 |
| 10 | 8 MAYA BAY Melea Castle | 9 | 67.5 800m | 0:10.94 800m | 1:10.32 [10] (0:13.92) | 0:56.40 [11] (0:10.98) | 0:45.42 [11] (0:10.94) | 0:34.48 [11] (0:11.50) | 0:22.98 [11] (0:11.25) | 0:11.73 [11] (0:11.73) | 5.34L | 0:34.48 | +0 |

Scratched: Stormy Rock (#1), Oriental Runner (#3), Azzareach (#4), Argyle Pink (#13), Ravaged Award (#15), Midnight In Tokyo (#16), Just Super (#17), Celestial Sol (#18), Amore Veloce (#20), Deer Trail (#22)



Doomben QLD Professional
Race 4: THE STAR STRADBROKE SEASON BENCHMARK 72 Handicap - 1200m
22 April 2023 - 13:18



Track Rating: Good 4, Weather: Fine, Rail Position: +3m Entire

| Section | | Overall | 1000m | 800m | 600m | 400m | 200m | Last 600m | | | | | |
|-------------|---|----------------------|----------------------|----------------------|---------------------------|---------------------------|---------------------------|---------------------------|---------------------------|---------------------------|------------------------|---------|----|
| Field Times | | 1:09.41 (0:13.07) | 0:56.34 (0:10.57) | 0:45.77 (0:11.36) | 0:34.41 (0:11.51) | 0:22.90 (0:11.19) | 0:11.71 (0:11.71) | 0:34.41 | | | | | |
| Rank | TAB Horse/Jockey | Barrier | Top Speed [km/h] | Fastest Section | Margin | | | | | | Distance Travelled [m] | | |
| 11 | 6 KOSCIUSKO Minonette Kennedy | 1 | 67.6 800m | 0:10.94 800m | 1:10.74 [11] (0:14.03) | 0:56.71 [12] (0:11.04) | 0:45.67 [12] (0:10.94) | 0:34.73 [12] (0:11.56) | 0:23.17 [12] (0:11.19) | 0:11.98 [12] (0:11.98) | 7.77L | 0:34.73 | +4 |
| 12 | 5 CALESCENT Justin Huxtable | 14 | 71.2 1000m | 0:10.56 1000m | 1:11.29 [12] (0:13.14) | 0:58.15 [2] (0:10.56) | 0:47.59 [3] (0:11.40) | 0:36.19 [3] (0:11.58) | 0:24.61 [4] (0:11.52) | 0:13.09 [10] (0:13.09) | 11.01L | 0:36.19 | +1 |

Scratched: Stormy Rock (#1), Oriental Runner (#3), Azzareach (#4), Argyle Pink (#13), Ravaged Award (#15), Midnight In Tokyo (#16), Just Super (#17), Celestial Sol (#18), Amore Veloce (#20), Deer Trail (#22)

[] Ranking at each section and finish
 -:-:-:- No data available at this section
 NA No data available

SCN Saddle cloth number
 DNF Did not finish
 DNT Did not track



| | |
|--------------------------------|-----------------|
| Horse/Jockey Name | Self Indulgent |
| Final Rank | 1 |
| Fastest Section Time (Section) | 0:10.50 (1000m) |
| Top Speed [km/h] (Section) | 70.6 (1000m) |
| Race State | Finished |

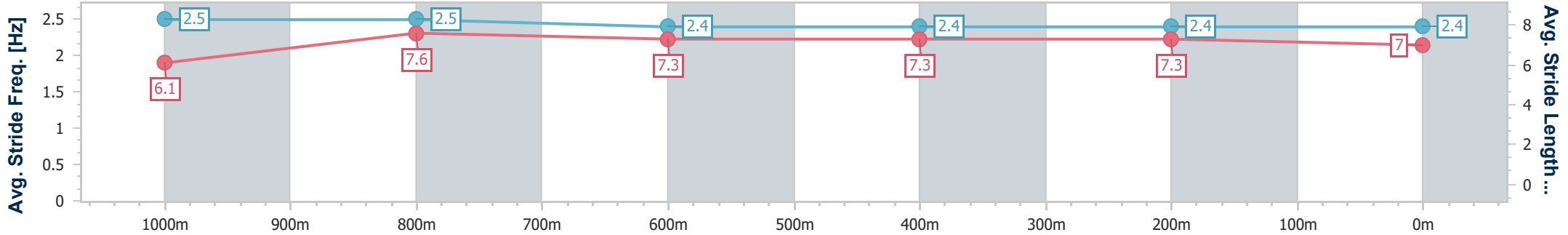
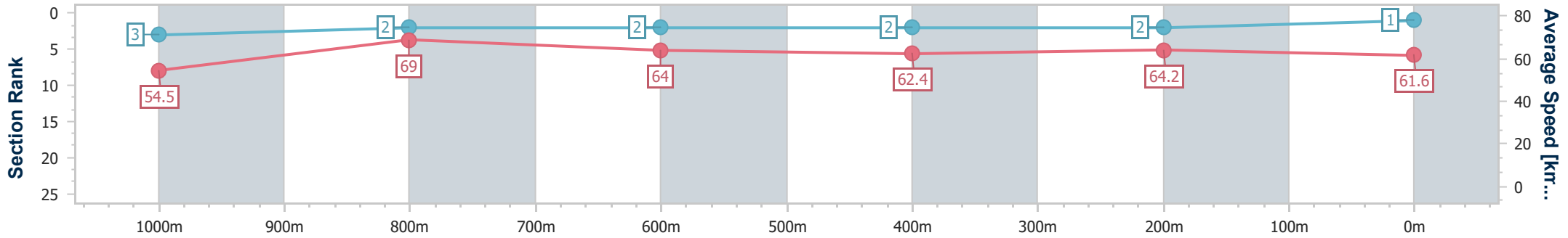


Doomben QLD Professional
Race 4: THE STAR STRADBROKE SEASON BENCHMARK 72
 Handicap - 1200m
 22 April 2023 - 13:18
 Track Rating: Good 4, Weather: Fine, Rail Position: +3m Entire



BRISBANE
RACING CLUB

| Section | Overall | 1000m | 800m | 600m | 400m | 200m |
|------------------------|--------------------------|--------------------------|--------------------------|--------------------------|--------------------------|--------------------------|
| Section Times | 1:09.41 [1] (0:13.22) | 0:56.19 [3] (0:10.50) | 0:45.69 [2] (0:11.30) | 0:34.39 [2] (0:11.51) | 0:22.88 [2] (0:11.17) | 0:11.71 [2] (0:11.71) |
| Average Speed [km/h] | 54.5 | 69.0 | 64.0 | 62.4 | 64.2 | 61.6 |
| Top Speed [km/h] | 70.2 | 70.6 | 66.0 | 63.3 | 65.6 | 64.3 |
| Avg. Dist. to Rail [m] | 9.4 | 1.5 | 0.8 | 0.4 | 0.7 | 0.8 |
| Avg. Stride Freq. [Hz] | 2.5 | 2.5 | 2.4 | 2.4 | 2.4 | 2.4 |
| Avg. Stride Length [m] | 6.1 | 7.6 | 7.3 | 7.3 | 7.3 | 7.0 |



- [] Ranking at each section and finish
- .-.- No data available at this section
- NA No data available



| | |
|--------------------------------|-----------------|
| Horse/Jockey Name | Hatchet |
| Final Rank | 2 |
| Fastest Section Time (Section) | 0:10.57 (1000m) |
| Top Speed [km/h] (Section) | 70.6 (1000m) |
| Race State | Finished |

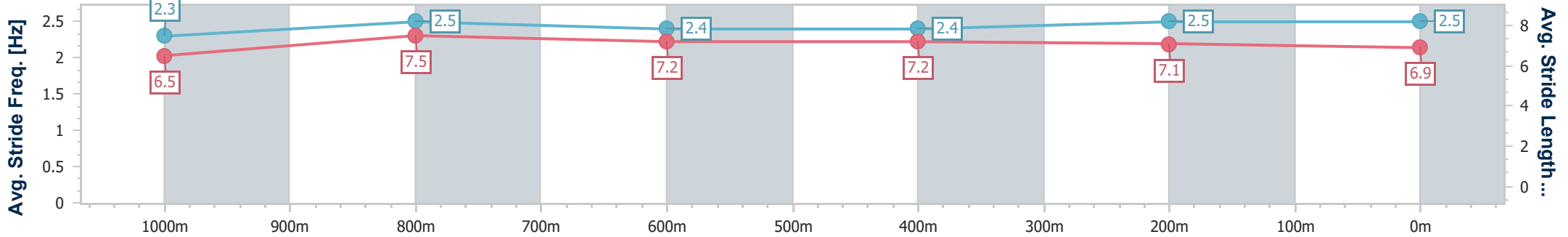
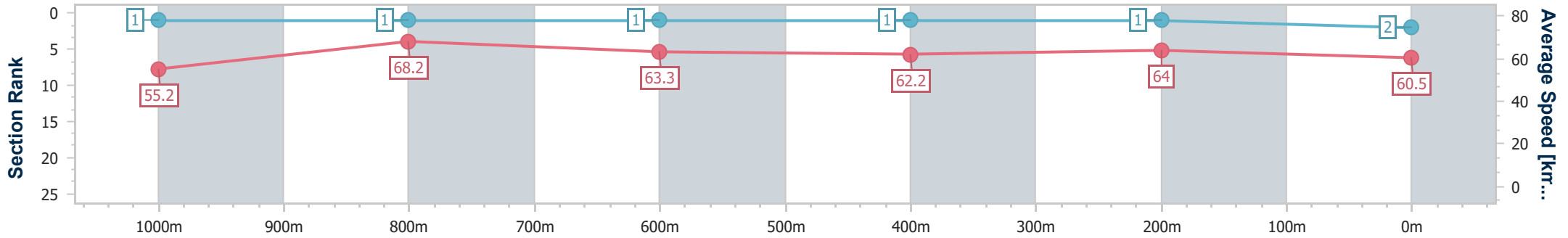


Doomben QLD Professional
Race 4: THE STAR STRADBROKE SEASON BENCHMARK 72
 Handicap - 1200m
 22 April 2023 - 13:18
 Track Rating: Good 4, Weather: Fine, Rail Position: +3m Entire



BRISBANE
RACING CLUB

| Section | Overall | 1000m | 800m | 600m | 400m | 200m |
|------------------------|--------------------------|--------------------------|--------------------------|--------------------------|--------------------------|--------------------------|
| Section Times | 1:09.62 [2] (0:13.07) | 0:56.55 [1] (0:10.57) | 0:45.98 [1] (0:11.36) | 0:34.62 [1] (0:11.51) | 0:23.11 [1] (0:11.22) | 0:11.89 [1] (0:11.89) |
| Average Speed [km/h] | 55.2 | 68.2 | 63.3 | 62.2 | 64.0 | 60.5 |
| Top Speed [km/h] | 70.2 | 70.6 | 66.0 | 64.0 | 65.9 | 63.1 |
| Avg. Dist. to Rail [m] | 10.7 | 1.9 | 0.5 | 1.2 | 1.6 | 1.7 |
| Avg. Stride Freq. [Hz] | 2.3 | 2.5 | 2.4 | 2.4 | 2.5 | 2.5 |
| Avg. Stride Length [m] | 6.5 | 7.5 | 7.2 | 7.2 | 7.1 | 6.9 |



- [] Ranking at each section and finish
- .-.- No data available at this section
- NA No data available



| | |
|--------------------------------|-----------------|
| Horse/Jockey Name | Canadian Dancer |
| Final Rank | 3 |
| Fastest Section Time (Section) | 0:10.82 (1000m) |
| Top Speed [km/h] (Section) | 68.0 (1000m) |
| Race State | Finished |

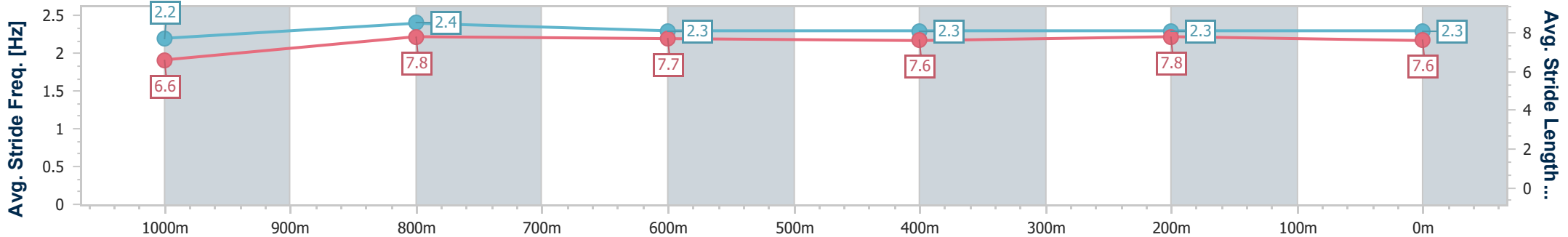
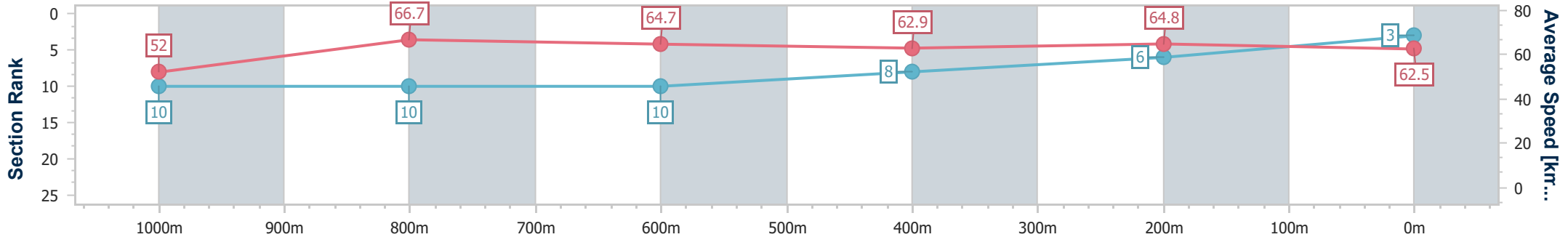


Doomben QLD Professional
Race 4: THE STAR STRADBROKE SEASON BENCHMARK 72
 Handicap - 1200m
 22 April 2023 - 13:18
 Track Rating: Good 4, Weather: Fine, Rail Position: +3m Entire



BRISBANE
RACING CLUB

| Section | Overall | 1000m | 800m | 600m | 400m | 200m |
|------------------------|--------------------------|---------------------------|---------------------------|---------------------------|--------------------------|--------------------------|
| Section Times | 1:09.66 [3] (0:13.83) | 0:55.83 [10] (0:10.82) | 0:45.01 [10] (0:11.10) | 0:33.91 [10] (0:11.32) | 0:22.59 [8] (0:11.07) | 0:11.52 [6] (0:11.52) |
| Average Speed [km/h] | 52.0 | 66.7 | 64.7 | 62.9 | 64.8 | 62.5 |
| Top Speed [km/h] | 67.1 | 68.0 | 66.2 | 64.1 | 66.0 | 64.7 |
| Avg. Dist. to Rail [m] | 3.6 | 0.7 | 0.6 | 1.9 | 0.9 | 0.3 |
| Avg. Stride Freq. [Hz] | 2.2 | 2.4 | 2.3 | 2.3 | 2.3 | 2.3 |
| Avg. Stride Length [m] | 6.6 | 7.8 | 7.7 | 7.6 | 7.8 | 7.6 |



- [] Ranking at each section and finish
- .-.- No data available at this section
- NA No data available



| | |
|--------------------------------|-----------------|
| Horse/Jockey Name | Crazy Train |
| Final Rank | 4 |
| Fastest Section Time (Section) | 0:10.81 (1000m) |
| Top Speed [km/h] (Section) | 67.7 (1000m) |
| Race State | Finished |

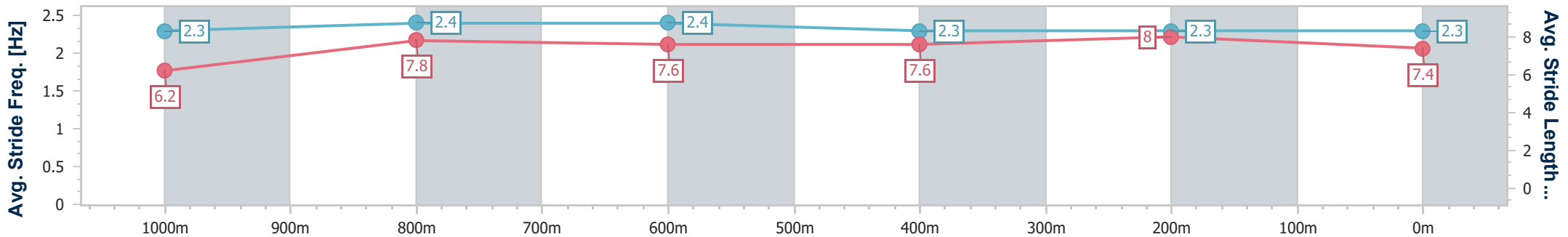
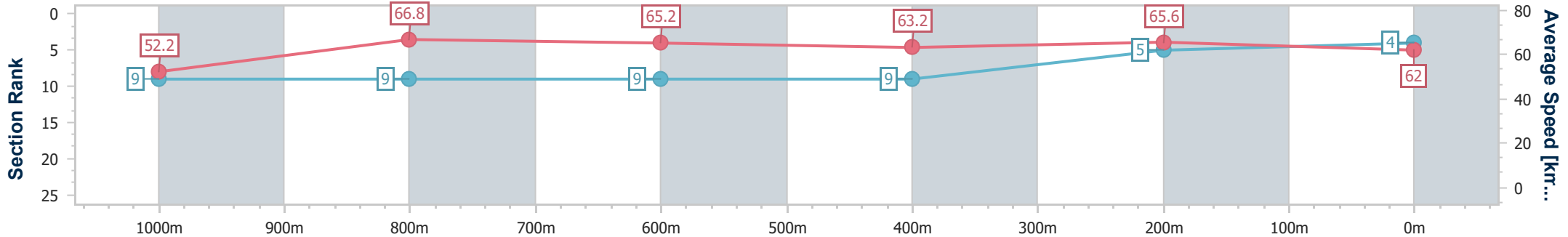


Doomben QLD Professional
Race 4: THE STAR STRADBROKE SEASON BENCHMARK 72
 Handicap - 1200m
 22 April 2023 - 13:18
 Track Rating: Good 4, Weather: Fine, Rail Position: +3m Entire



BRISBANE
RACING CLUB

| Section | Overall | 1000m | 800m | 600m | 400m | 200m |
|------------------------|--------------------------|--------------------------|--------------------------|--------------------------|--------------------------|--------------------------|
| Section Times | 1:09.70 [4] (0:13.81) | 0:55.89 [9] (0:10.81) | 0:45.08 [9] (0:11.06) | 0:34.02 [9] (0:11.44) | 0:22.58 [9] (0:10.97) | 0:11.61 [5] (0:11.61) |
| Average Speed [km/h] | 52.2 | 66.8 | 65.2 | 63.2 | 65.6 | 62.0 |
| Top Speed [km/h] | 67.4 | 67.7 | 67.7 | 64.6 | 67.0 | 65.4 |
| Avg. Dist. to Rail [m] | 5.5 | 2.0 | 0.7 | 0.7 | 0.6 | 1.8 |
| Avg. Stride Freq. [Hz] | 2.3 | 2.4 | 2.4 | 2.3 | 2.3 | 2.3 |
| Avg. Stride Length [m] | 6.2 | 7.8 | 7.6 | 7.6 | 8.0 | 7.4 |



- [] Ranking at each section and finish
- .-.- No data available at this section
- NA No data available



| | |
|--------------------------------|-----------------|
| Horse/Jockey Name | South Parade |
| Final Rank | 5 |
| Fastest Section Time (Section) | 0:10.64 (1000m) |
| Top Speed [km/h] (Section) | 69.5 (1000m) |
| Race State | Finished |

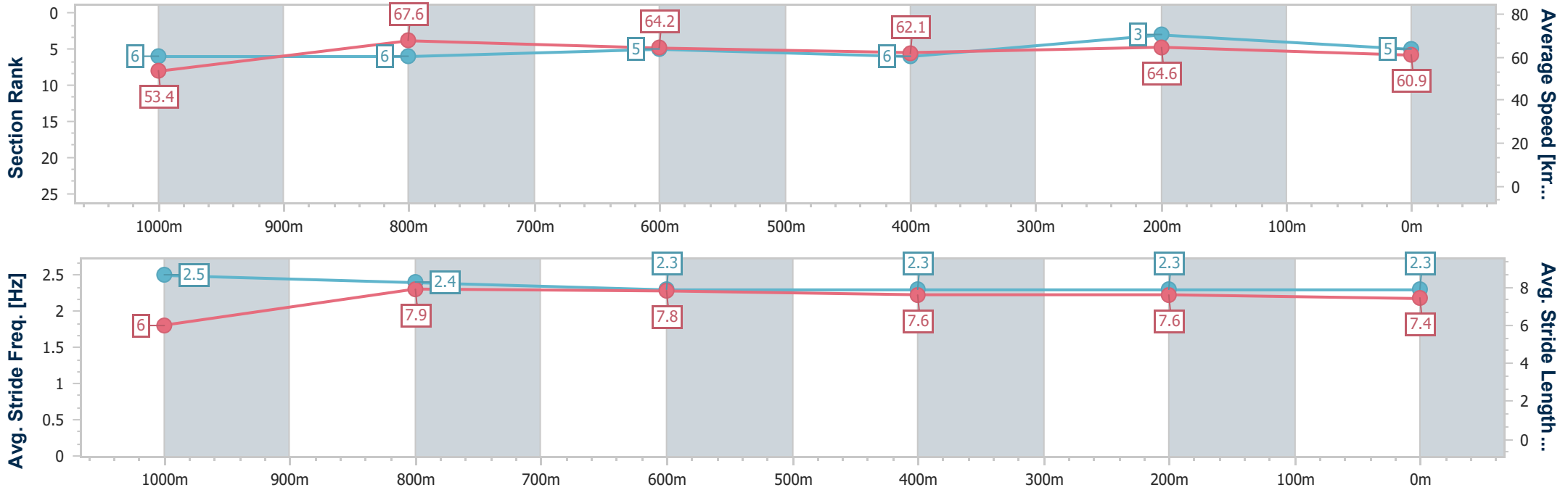


Doomben QLD Professional
Race 4: THE STAR STRADBROKE SEASON BENCHMARK 72
 Handicap - 1200m
 22 April 2023 - 13:18
 Track Rating: Good 4, Weather: Fine, Rail Position: +3m Entire



BRISBANE
RACING CLUB

| Section | Overall | 1000m | 800m | 600m | 400m | 200m |
|------------------------|--------------------------|--------------------------|--------------------------|--------------------------|--------------------------|--------------------------|
| Section Times | 1:09.95 [5] (0:13.49) | 0:56.46 [6] (0:10.64) | 0:45.82 [6] (0:11.24) | 0:34.58 [5] (0:11.63) | 0:22.95 [6] (0:11.12) | 0:11.83 [3] (0:11.83) |
| Average Speed [km/h] | 53.4 | 67.6 | 64.2 | 62.1 | 64.6 | 60.9 |
| Top Speed [km/h] | 67.8 | 69.5 | 66.7 | 65.0 | 66.0 | 63.6 |
| Avg. Dist. to Rail [m] | 2.6 | 0.3 | 0.7 | 0.7 | 0.4 | 0.7 |
| Avg. Stride Freq. [Hz] | 2.5 | 2.4 | 2.3 | 2.3 | 2.3 | 2.3 |
| Avg. Stride Length [m] | 6.0 | 7.9 | 7.8 | 7.6 | 7.6 | 7.4 |



- [] Ranking at each section and finish
- .-.- No data available at this section
- NA No data available



| | |
|--------------------------------|-----------------|
| Horse/Jockey Name | Beaux Rumble |
| Final Rank | 6 |
| Fastest Section Time (Section) | 0:10.55 (1000m) |
| Top Speed [km/h] (Section) | 69.8 (1000m) |
| Race State | Finished |

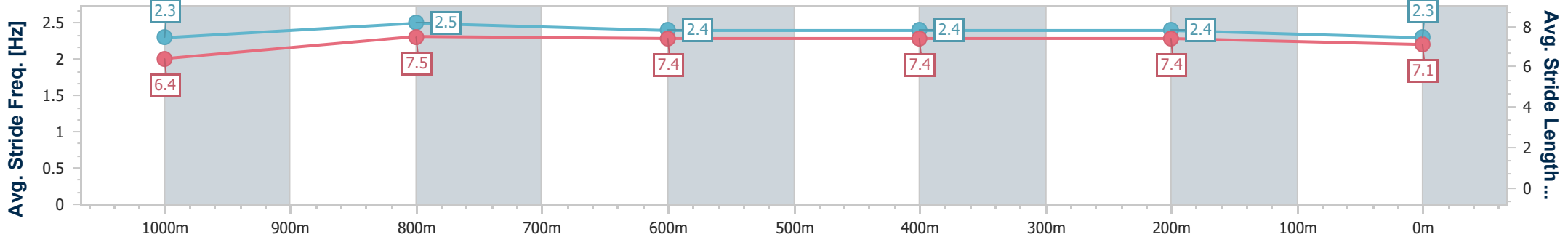
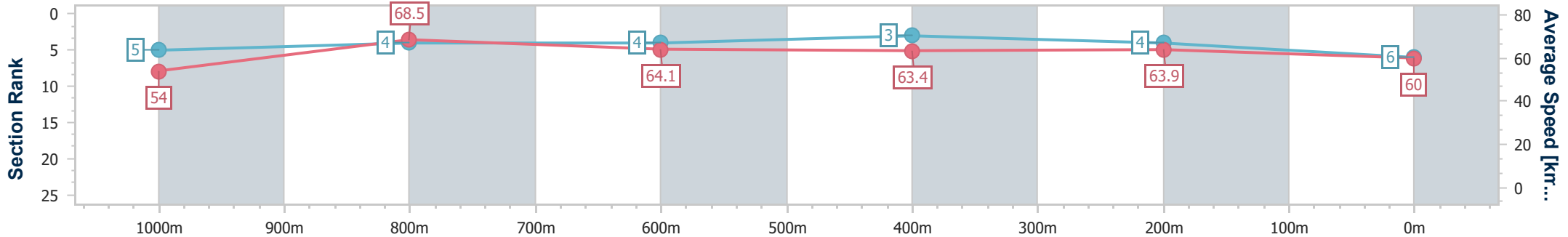


Doomben QLD Professional
Race 4: THE STAR STRADBROKE SEASON BENCHMARK 72
 Handicap - 1200m
 22 April 2023 - 13:18
 Track Rating: Good 4, Weather: Fine, Rail Position: +3m Entire



BRISBANE
RACING CLUB

| Section | Overall | 1000m | 800m | 600m | 400m | 200m |
|------------------------|--------------------------|--------------------------|--------------------------|--------------------------|--------------------------|--------------------------|
| Section Times | 1:09.95 [6] (0:13.35) | 0:56.60 [5] (0:10.55) | 0:46.05 [4] (0:11.29) | 0:34.76 [4] (0:11.47) | 0:23.29 [3] (0:11.29) | 0:12.00 [4] (0:12.00) |
| Average Speed [km/h] | 54.0 | 68.5 | 64.1 | 63.4 | 63.9 | 60.0 |
| Top Speed [km/h] | 68.1 | 69.8 | 66.2 | 64.2 | 65.9 | 62.8 |
| Avg. Dist. to Rail [m] | 6.9 | 2.6 | 1.2 | 1.5 | 0.3 | 0.8 |
| Avg. Stride Freq. [Hz] | 2.3 | 2.5 | 2.4 | 2.4 | 2.4 | 2.3 |
| Avg. Stride Length [m] | 6.4 | 7.5 | 7.4 | 7.4 | 7.4 | 7.1 |



- [] Ranking at each section and finish
- .-.- No data available at this section
- NA No data available



| | |
|--------------------------------|-----------------|
| Horse/Jockey Name | Miss Baltimore |
| Final Rank | 7 |
| Fastest Section Time (Section) | 0:10.70 (1000m) |
| Top Speed [km/h] (Section) | 68.6 (1000m) |
| Race State | Finished |

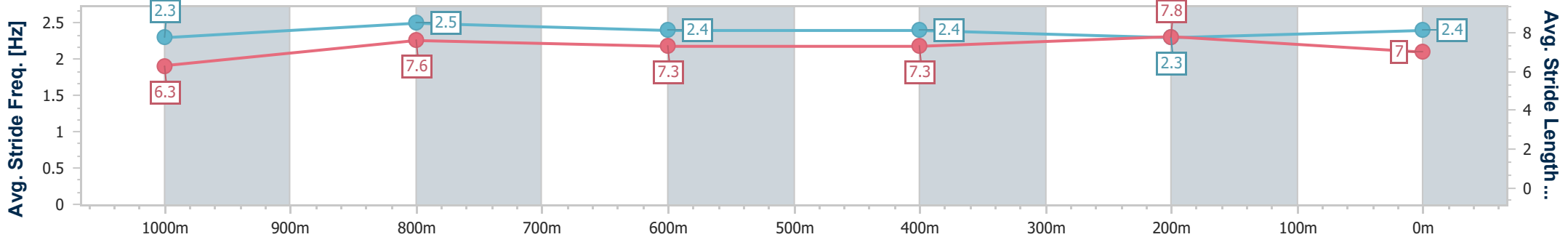
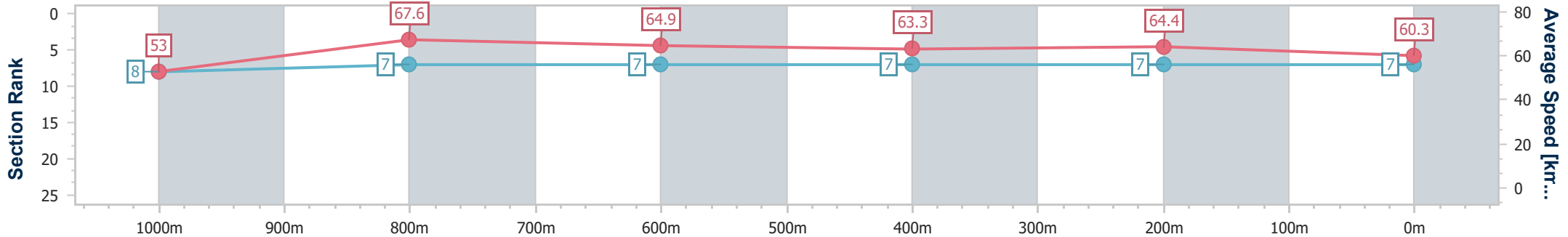


Doomben QLD Professional
Race 4: THE STAR STRADBROKE SEASON BENCHMARK 72
 Handicap - 1200m
 22 April 2023 - 13:18
 Track Rating: Good 4, Weather: Fine, Rail Position: +3m Entire



BRISBANE
RACING CLUB

| Section | Overall | 1000m | 800m | 600m | 400m | 200m |
|------------------------|--------------------------|--------------------------|--------------------------|--------------------------|--------------------------|--------------------------|
| Section Times | 1:09.97 [7] (0:13.59) | 0:56.38 [8] (0:10.70) | 0:45.68 [7] (0:11.14) | 0:34.54 [7] (0:11.41) | 0:23.13 [7] (0:11.19) | 0:11.94 [7] (0:11.94) |
| Average Speed [km/h] | 53.0 | 67.6 | 64.9 | 63.3 | 64.4 | 60.3 |
| Top Speed [km/h] | 67.1 | 68.6 | 66.8 | 64.2 | 65.4 | 63.9 |
| Avg. Dist. to Rail [m] | 4.5 | 1.5 | 0.9 | 0.8 | 0.4 | 1.0 |
| Avg. Stride Freq. [Hz] | 2.3 | 2.5 | 2.4 | 2.4 | 2.3 | 2.4 |
| Avg. Stride Length [m] | 6.3 | 7.6 | 7.3 | 7.3 | 7.8 | 7.0 |



- [] Ranking at each section and finish
- .-.- No data available at this section
- NA No data available



| | |
|--------------------------------|-----------------|
| Horse/Jockey Name | Motomiss |
| Final Rank | 8 |
| Fastest Section Time (Section) | 0:10.67 (1000m) |
| Top Speed [km/h] (Section) | 70.2 (Overall) |
| Race State | Finished |

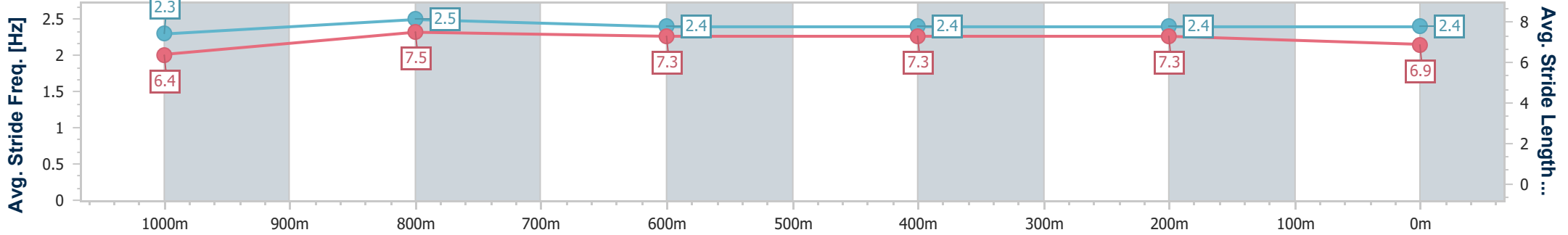
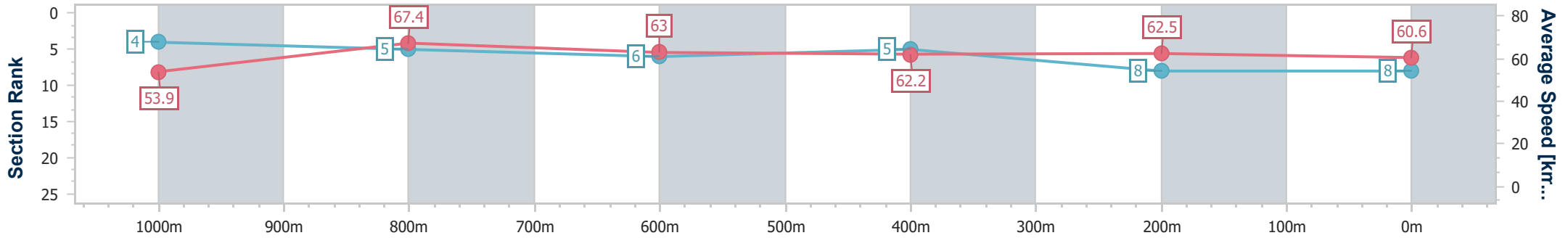


Doomben QLD Professional
Race 4: THE STAR STRADBROKE SEASON BENCHMARK 72
 Handicap - 1200m
 22 April 2023 - 13:18
 Track Rating: Good 4, Weather: Fine, Rail Position: +3m Entire



BRISBANE
RACING CLUB

| Section | Overall | 1000m | 800m | 600m | 400m | 200m |
|------------------------|--------------------------|--------------------------|--------------------------|--------------------------|--------------------------|--------------------------|
| Section Times | 1:10.21 [8] (0:13.38) | 0:56.83 [4] (0:10.67) | 0:46.16 [5] (0:11.34) | 0:34.82 [6] (0:11.43) | 0:23.39 [5] (0:11.47) | 0:11.92 [8] (0:11.92) |
| Average Speed [km/h] | 53.9 | 67.4 | 63.0 | 62.2 | 62.5 | 60.6 |
| Top Speed [km/h] | 70.2 | 69.5 | 65.6 | 63.4 | 63.4 | 63.1 |
| Avg. Dist. to Rail [m] | 0.8 | 0.3 | 1.6 | 2.0 | 1.4 | 0.6 |
| Avg. Stride Freq. [Hz] | 2.3 | 2.5 | 2.4 | 2.4 | 2.4 | 2.4 |
| Avg. Stride Length [m] | 6.4 | 7.5 | 7.3 | 7.3 | 7.3 | 6.9 |



- [] Ranking at each section and finish
- .-.- No data available at this section
- NA No data available



| | |
|--------------------------------|-----------------|
| Horse/Jockey Name | I Am Azzurro |
| Final Rank | 9 |
| Fastest Section Time (Section) | 0:10.80 (1000m) |
| Top Speed [km/h] (Section) | 68.1 (1000m) |
| Race State | Finished |

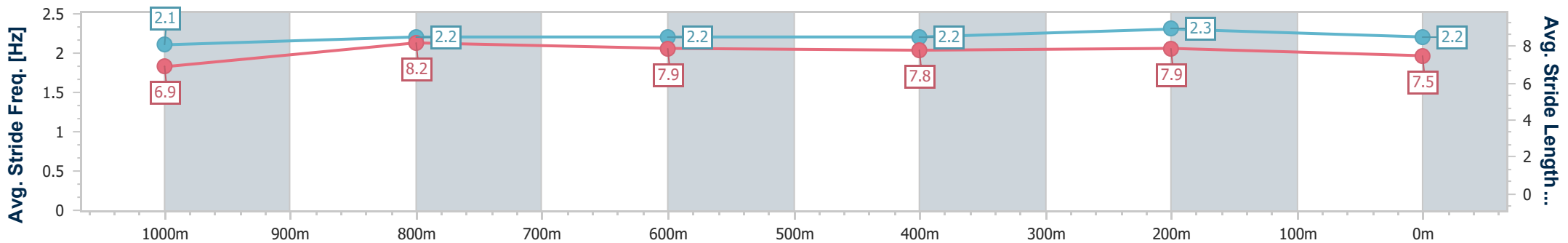
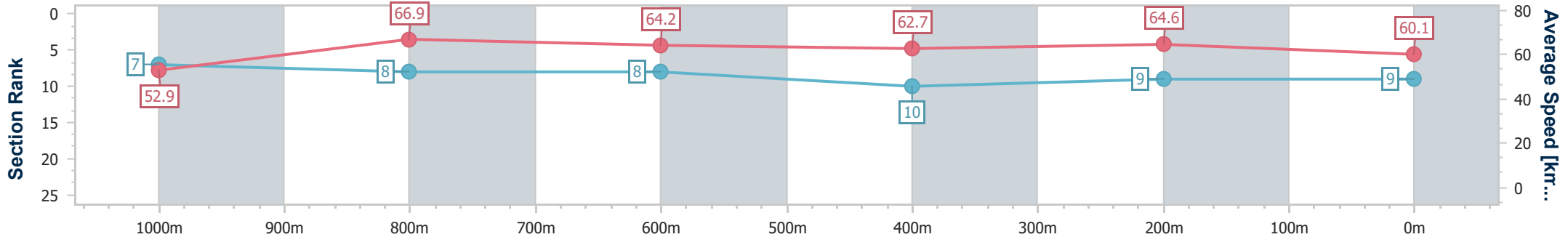


Doomben QLD Professional
Race 4: THE STAR STRADBROKE SEASON BENCHMARK 72
 Handicap - 1200m
 22 April 2023 - 13:18
 Track Rating: Good 4, Weather: Fine, Rail Position: +3m Entire



BRISBANE
RACING CLUB

| Section | Overall | 1000m | 800m | 600m | 400m | 200m |
|------------------------|--------------------------|--------------------------|--------------------------|--------------------------|---------------------------|--------------------------|
| Section Times | 1:10.25 [9] (0:13.60) | 0:56.65 [7] (0:10.80) | 0:45.85 [8] (0:11.21) | 0:34.64 [8] (0:11.52) | 0:23.12 [10] (0:11.15) | 0:11.97 [9] (0:11.97) |
| Average Speed [km/h] | 52.9 | 66.9 | 64.2 | 62.7 | 64.6 | 60.1 |
| Top Speed [km/h] | 67.4 | 68.1 | 65.6 | 64.0 | 65.5 | 64.2 |
| Avg. Dist. to Rail [m] | 2.1 | 1.1 | 0.3 | 0.4 | 0.9 | 1.4 |
| Avg. Stride Freq. [Hz] | 2.1 | 2.2 | 2.2 | 2.2 | 2.3 | 2.2 |
| Avg. Stride Length [m] | 6.9 | 8.2 | 7.9 | 7.8 | 7.9 | 7.5 |



- [] Ranking at each section and finish
- .-.- No data available at this section
- NA No data available



| | |
|--------------------------------|----------------|
| Horse/Jockey Name | Maya Bay |
| Final Rank | 10 |
| Fastest Section Time (Section) | 0:10.94 (800m) |
| Top Speed [km/h] (Section) | 67.5 (800m) |
| Race State | Finished |

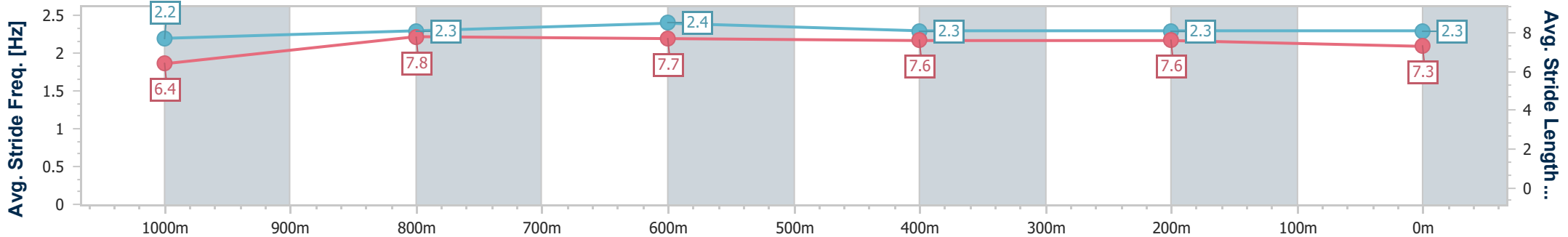
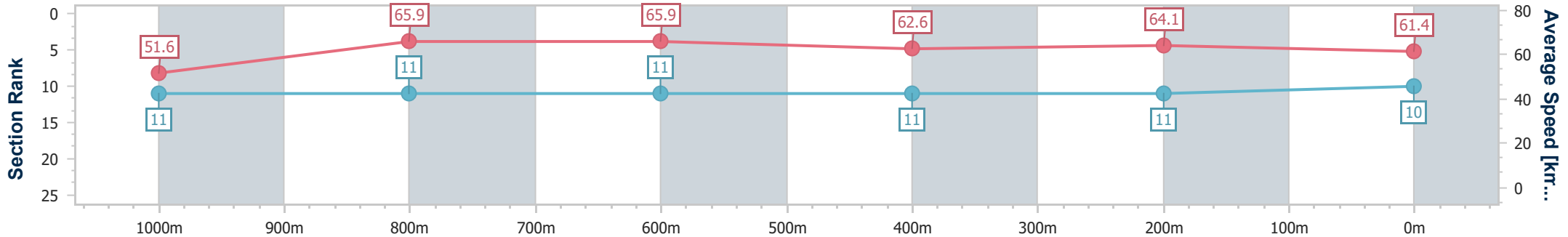


Doomben QLD Professional
Race 4: THE STAR STRADBROKE SEASON BENCHMARK 72
 Handicap - 1200m
 22 April 2023 - 13:18
 Track Rating: Good 4, Weather: Fine, Rail Position: +3m Entire



BRISBANE RACING CLUB

| Section | Overall | 1000m | 800m | 600m | 400m | 200m |
|------------------------|---------------------------|---------------------------|---------------------------|---------------------------|---------------------------|---------------------------|
| Section Times | 1:10.32 [10] (0:13.92) | 0:56.40 [11] (0:10.98) | 0:45.42 [11] (0:10.94) | 0:34.48 [11] (0:11.50) | 0:22.98 [11] (0:11.25) | 0:11.73 [11] (0:11.73) |
| Average Speed [km/h] | 51.6 | 65.9 | 65.9 | 62.6 | 64.1 | 61.4 |
| Top Speed [km/h] | 66.3 | 67.5 | 67.5 | 64.3 | 65.4 | 63.7 |
| Avg. Dist. to Rail [m] | 3.0 | 1.1 | 0.6 | 0.5 | 1.1 | 3.3 |
| Avg. Stride Freq. [Hz] | 2.2 | 2.3 | 2.4 | 2.3 | 2.3 | 2.3 |
| Avg. Stride Length [m] | 6.4 | 7.8 | 7.7 | 7.6 | 7.6 | 7.3 |



- [] Ranking at each section and finish
- .-.- No data available at this section
- NA No data available



| | |
|--------------------------------|----------------|
| Horse/Jockey Name | Kosciusko |
| Final Rank | 11 |
| Fastest Section Time (Section) | 0:10.94 (800m) |
| Top Speed [km/h] (Section) | 67.6 (800m) |
| Race State | Finished |

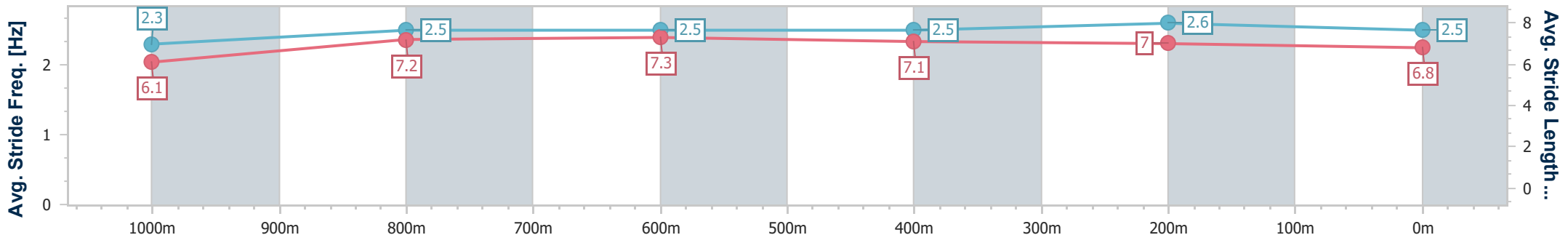
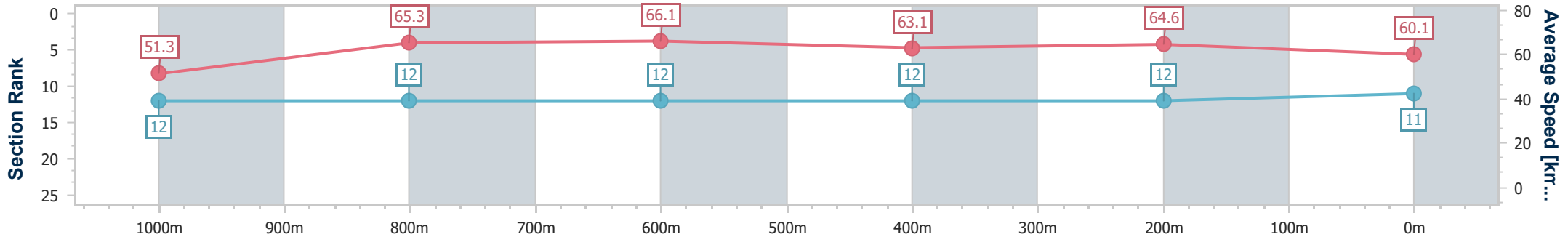


Doomben QLD Professional
Race 4: THE STAR STRADBROKE SEASON BENCHMARK 72
 Handicap - 1200m
 22 April 2023 - 13:18
 Track Rating: Good 4, Weather: Fine, Rail Position: +3m Entire



BRISBANE
RACING CLUB

| Section | Overall | 1000m | 800m | 600m | 400m | 200m |
|------------------------|---------------------------|---------------------------|---------------------------|---------------------------|---------------------------|---------------------------|
| Section Times | 1:10.74 [11] (0:14.03) | 0:56.71 [12] (0:11.04) | 0:45.67 [12] (0:10.94) | 0:34.73 [12] (0:11.56) | 0:23.17 [12] (0:11.19) | 0:11.98 [12] (0:11.98) |
| Average Speed [km/h] | 51.3 | 65.3 | 66.1 | 63.1 | 64.6 | 60.1 |
| Top Speed [km/h] | 65.6 | 67.6 | 67.6 | 64.7 | 66.3 | 63.0 |
| Avg. Dist. to Rail [m] | 1.0 | 0.3 | 1.8 | 2.5 | 3.5 | 5.1 |
| Avg. Stride Freq. [Hz] | 2.3 | 2.5 | 2.5 | 2.5 | 2.6 | 2.5 |
| Avg. Stride Length [m] | 6.1 | 7.2 | 7.3 | 7.1 | 7.0 | 6.8 |



- [] Ranking at each section and finish
- .-.- No data available at this section
- NA No data available



| | |
|--------------------------------|-----------------|
| Horse/Jockey Name | Calescent |
| Final Rank | 12 |
| Fastest Section Time (Section) | 0:10.56 (1000m) |
| Top Speed [km/h] (Section) | 71.2 (1000m) |
| Race State | Finished |

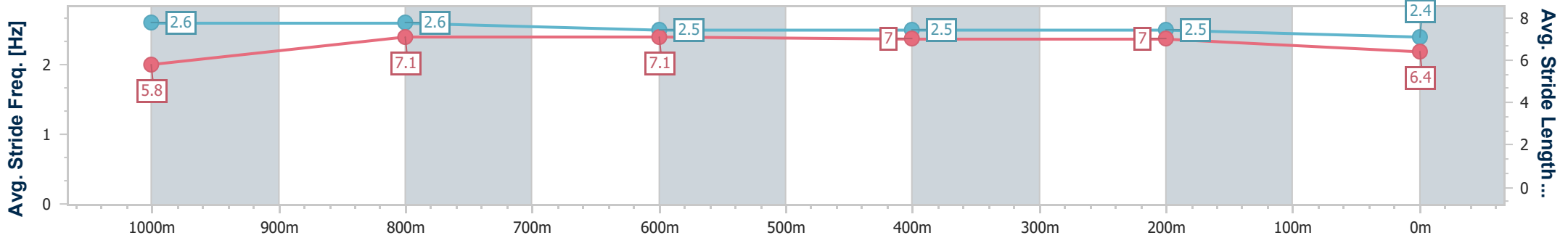
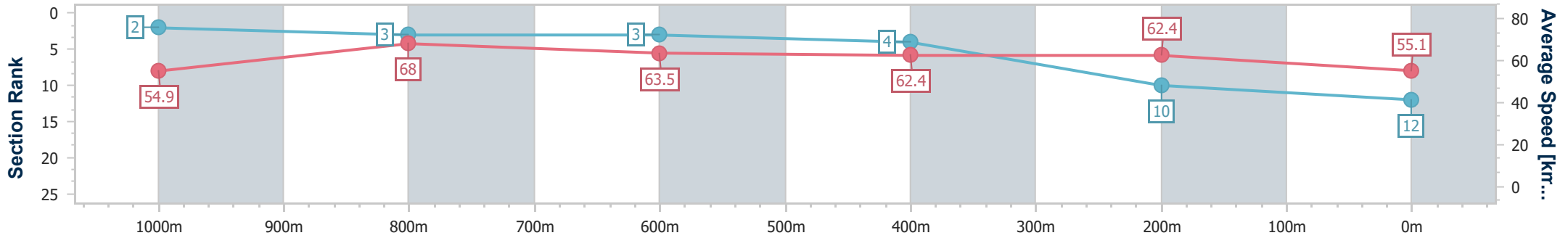


Doomben QLD Professional
Race 4: THE STAR STRADBROKE SEASON BENCHMARK 72
 Handicap - 1200m
 22 April 2023 - 13:18
 Track Rating: Good 4, Weather: Fine, Rail Position: +3m Entire



BRISBANE
RACING CLUB

| Section | Overall | 1000m | 800m | 600m | 400m | 200m |
|------------------------|---------------------------|--------------------------|--------------------------|--------------------------|--------------------------|---------------------------|
| Section Times | 1:11.29 [12] (0:13.14) | 0:58.15 [2] (0:10.56) | 0:47.59 [3] (0:11.40) | 0:36.19 [3] (0:11.58) | 0:24.61 [4] (0:11.52) | 0:13.09 [10] (0:13.09) |
| Average Speed [km/h] | 54.9 | 68.0 | 63.5 | 62.4 | 62.4 | 55.1 |
| Top Speed [km/h] | 71.1 | 71.2 | 66.4 | 63.9 | 64.9 | 58.3 |
| Avg. Dist. to Rail [m] | 7.4 | 1.2 | 1.3 | 0.9 | 0.8 | 1.8 |
| Avg. Stride Freq. [Hz] | 2.6 | 2.6 | 2.5 | 2.5 | 2.5 | 2.4 |
| Avg. Stride Length [m] | 5.8 | 7.1 | 7.1 | 7.0 | 7.0 | 6.4 |



- [] Ranking at each section and finish
- .-.- No data available at this section
- NA No data available