

Track Rating: Good 4, Weather: Overcast, Rail Position: +4m Entire

Section		Overall											Last 600m	
Field Times		1:09.75 (0:13.54)											0:33.88	
		1000m											800m	
		0:56.21 (0:11.04)											0:45.17 (0:11.29)	
		800m											600m	
		0:45.17 (0:11.29)											0:33.88 (0:11.15)	
		600m											400m	
		0:33.88 (0:11.15)											0:22.73 (0:11.10)	
		400m											200m	
		0:22.73 (0:11.10)											0:11.63 (0:11.63)	
		200m											Last 600m	
		0:11.63 (0:11.63)											0:33.88	
Rank	TAB	Horse/Jockey	Barrier	Top Speed [km/h]	Fastest Section	Overall	1000m	800m	600m	400m	200m	Margin	Distance Travelled [m]	
1	10	MORETON BAY Melea Castle	8	65.7 600m	0:11.09 1000m	1:09.75 [1] (0:13.54)	0:56.21 [1] (0:11.09)	0:45.12 [2] (0:11.33)	0:33.79 [2] (0:11.18)	0:22.61 [2] (0:11.24)	0:11.37 [2] (0:11.37)	1:09.75 0:33.79		
2	1	REJOICED Ashley Butler	7	66.0 1000m	0:10.99 1000m	1:09.75 [2] (0:13.59)	0:56.16 [2] (0:10.99)	0:45.17 [1] (0:11.29)	0:33.88 [1] (0:11.15)	0:22.73 [1] (0:11.10)	0:11.63 [1] (0:11.63)	0.1L 0:33.88	-4	
3	11	MYCHYNA Cejay Graham	3	66.6 1000m	0:11.07 1000m	1:09.95 [3] (0:13.73)	0:56.22 [4] (0:11.07)	0:45.15 [4] (0:11.38)	0:33.77 [4] (0:11.18)	0:22.59 [3] (0:11.27)	0:11.32 [3] (0:11.32)	1.1L 0:33.77	-1	
4	2	SNAZZ 'N' CHARM Brodie Loy	1	66.2 400m	0:11.07 400m	1:10.02 [4] (0:14.05)	0:55.97 [7] (0:11.11)	0:44.86 [6] (0:11.26)	0:33.60 [7] (0:11.18)	0:22.42 [5] (0:11.07)	0:11.35 [4] (0:11.35)	1.4L 0:33.60	-2	
5	9	RAPIDO GRIS Jaden Lloyd	6	65.9 400m	0:11.17 1000m	1:10.83 [5] (0:14.24)	0:56.59 [9] (0:11.17)	0:45.42 [9] (0:11.22)	0:34.20 [8] (0:11.50)	0:22.70 [8] (0:11.33)	0:11.37 [7] (0:11.37)	6.2L 0:34.20	+1	
6	8	BYRON EYES Tiffani Brooker	4	65.6 600m	0:11.07 1000m	1:11.00 [6] (0:13.66)	0:57.34 [3] (0:11.07)	0:46.27 [3] (0:11.37)	0:34.90 [3] (0:11.31)	0:23.59 [4] (0:11.41)	0:12.18 [5] (0:12.18)	7L 0:34.90	+7	
7	12	ROCKLILY Kyle Wilson-Taylor	5	65.5 800m	0:11.14 800m	1:11.04 [7] (0:14.00)	0:57.04 [6] (0:11.24)	0:45.80 [7] (0:11.14)	0:34.66 [6] (0:11.43)	0:23.23 [6] (0:11.59)	0:11.64 [6] (0:11.64)	7.2L 0:34.66	-3	
8	6	TIDAL RUSH Damien Thornton	2	65.4 800m	0:11.18 800m	1:11.10 [8] (0:14.45)	0:56.65 [10] (0:11.31)	0:45.34 [10] (0:11.18)	0:34.16 [10] (0:11.33)	0:22.83 [10] (0:11.29)	0:11.54 [8] (0:11.54)	7.5L 0:34.16	-4	
9	5	DOLLOP Boris Thornton	11	65.6 800m	0:11.25 800m	1:11.30 [9] (0:14.11)	0:57.19 [8] (0:11.28)	0:45.91 [8] (0:11.25)	0:34.66 [9] (0:11.60)	0:23.06 [9] (0:11.38)	0:11.68 [9] (0:11.68)	8.5L 0:34.66	+2	
10	13	HOPEFUL STAR Mark Du Plessis	9	65.5 800m	0:11.10 1000m	1:11.68 [10] (0:13.92)	0:57.76 [5] (0:11.10)	0:46.66 [5] (0:11.29)	0:35.37 [5] (0:11.61)	0:23.76 [7] (0:11.77)	0:11.99 [10] (0:11.99)	10.5L 0:35.37	+4	

Scratched: Le Heros (#3), Boho Beauty (#7), Carribean King (#4)



Horse/Jockey Name	Moreton Bay
Final Rank	1
Fastest Section Time (Section)	0:11.09 (1000m)
Top Speed [km/h] (Section)	65.7 (600m)
Race State	Finished



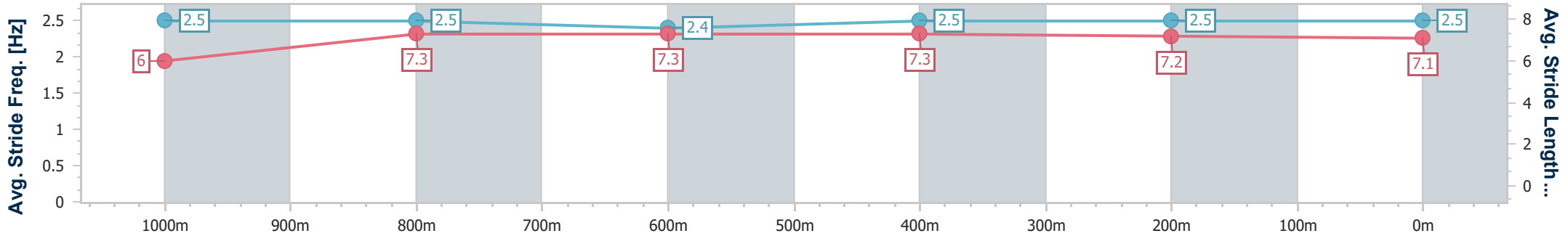
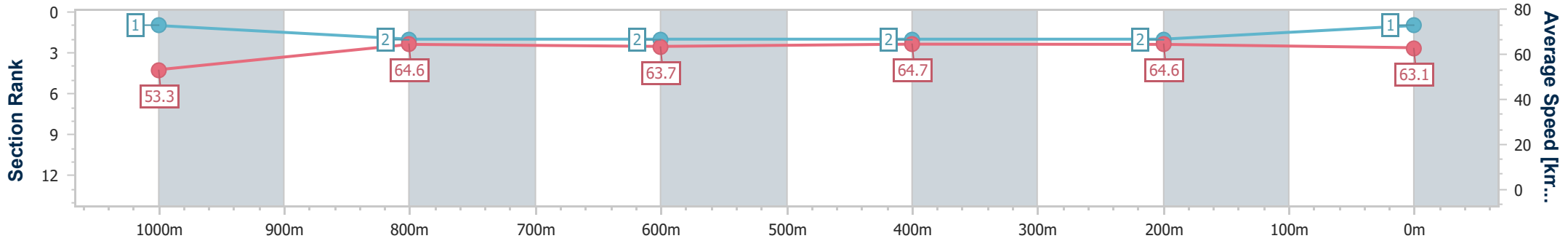
Ipswich QLD Professional
Race 10: PRECINCT URBAN PLANNING Class 4 Handicap - 1200m



19 April 2023 - 16:38

Track Rating: Good 4, Weather: Overcast, Rail Position: +4m Entire

Section	Overall	1000m	800m	600m	400m	200m
Section Times	1:09.75 [1] (0:13.54)	0:56.21 [1] (0:11.09)	0:45.12 [2] (0:11.33)	0:33.79 [2] (0:11.18)	0:22.61 [2] (0:11.24)	0:11.37 [2] (0:11.37)
Average Speed [km/h]	53.3	64.6	63.7	64.7	64.6	63.1
Top Speed [km/h]	65.3	65.7	64.9	65.7	65.4	64.2
Avg. Dist. to Rail [m]	6.3	1.2	0.4	1.0	2.6	2.3
Avg. Stride Freq. [Hz]	2.5	2.5	2.4	2.5	2.5	2.5
Avg. Stride Length [m]	6.0	7.3	7.3	7.3	7.2	7.1



- [] Ranking at each section and finish
- .-.- No data available at this section
- NA No data available



Horse/Jockey Name	Rejoiced
Final Rank	2
Fastest Section Time (Section)	0:10.99 (1000m)
Top Speed [km/h] (Section)	66.0 (1000m)
Race State	Finished



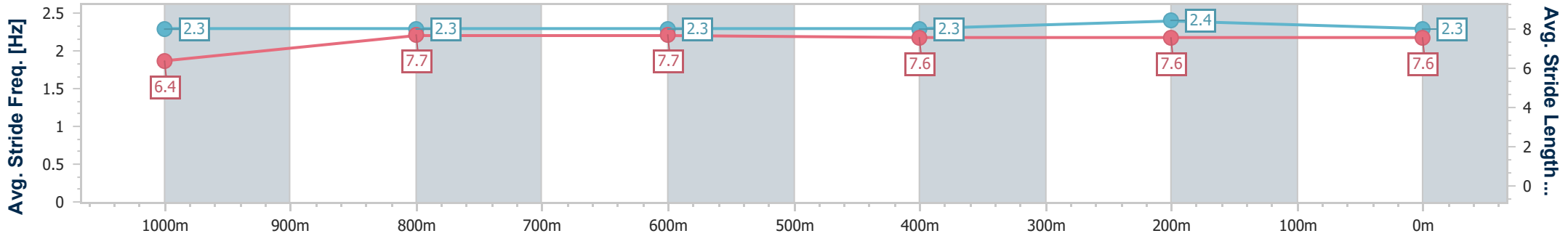
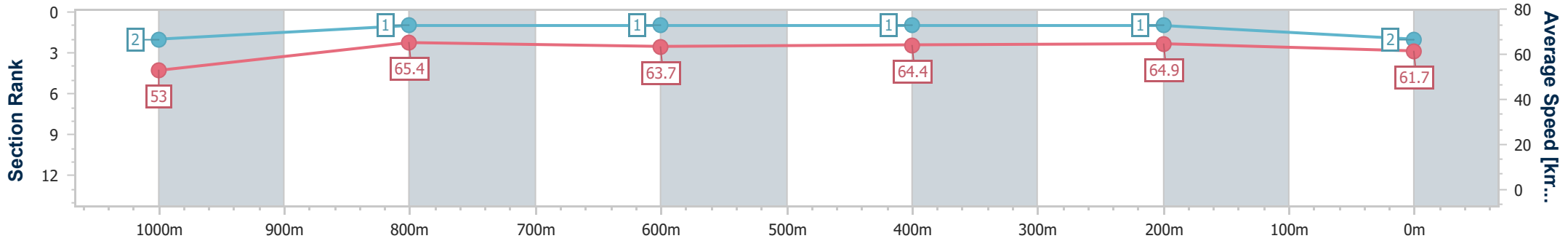
Ipswich QLD Professional
Race 10: PRECINCT URBAN PLANNING Class 4 Handicap - 1200m



19 April 2023 - 16:38

Track Rating: Good 4, Weather: Overcast, Rail Position: +4m Entire

Section	Overall	1000m	800m	600m	400m	200m
Section Times	1:09.75 [2] (0:13.59)	0:56.16 [2] (0:10.99)	0:45.17 [1] (0:11.29)	0:33.88 [1] (0:11.15)	0:22.73 [1] (0:11.10)	0:11.63 [1] (0:11.63)
Average Speed [km/h]	53.0	65.4	63.7	64.4	64.9	61.7
Top Speed [km/h]	65.7	66.0	64.3	65.0	66.0	63.5
Avg. Dist. to Rail [m]	5.7	0.8	0.3	0.5	0.4	0.6
Avg. Stride Freq. [Hz]	2.3	2.3	2.3	2.3	2.4	2.3
Avg. Stride Length [m]	6.4	7.7	7.7	7.6	7.6	7.6



- [] Ranking at each section and finish
- .-.- No data available at this section
- NA No data available



Horse/Jockey Name	Mychyna
Final Rank	3
Fastest Section Time (Section)	0:11.07 (1000m)
Top Speed [km/h] (Section)	66.6 (1000m)
Race State	Finished



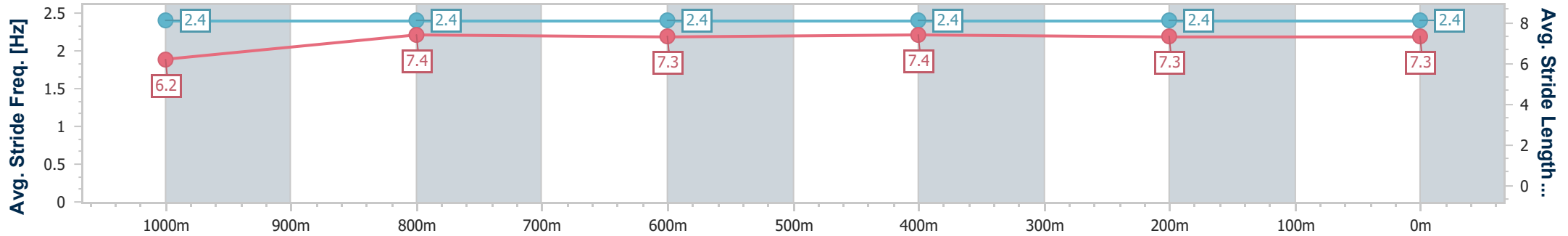
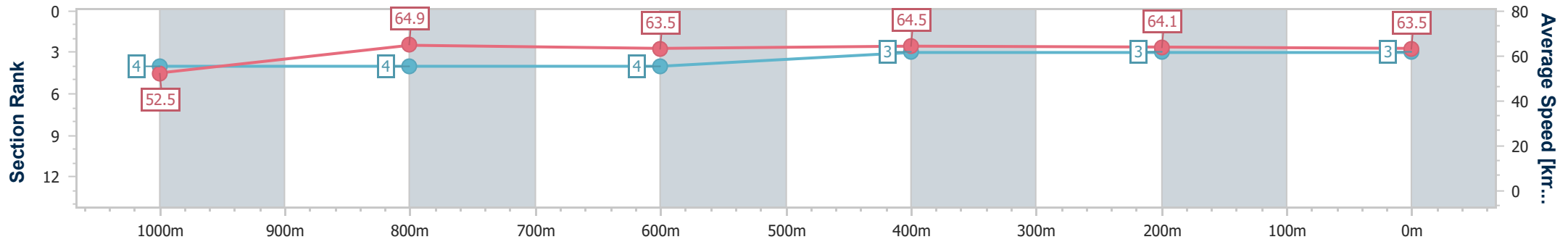
Ipswich QLD Professional
Race 10: PRECINCT URBAN PLANNING Class 4 Handicap - 1200m



19 April 2023 - 16:38

Track Rating: Good 4, Weather: Overcast, Rail Position: +4m Entire

Section	Overall	1000m	800m	600m	400m	200m
Section Times	1:09.95 [3] (0:13.73)	0:56.22 [4] (0:11.07)	0:45.15 [4] (0:11.38)	0:33.77 [4] (0:11.18)	0:22.59 [3] (0:11.27)	0:11.32 [3] (0:11.32)
Average Speed [km/h]	52.5	64.9	63.5	64.5	64.1	63.5
Top Speed [km/h]	66.4	66.6	65.2	65.2	65.7	64.8
Avg. Dist. to Rail [m]	3.4	0.4	0.8	0.5	1.2	0.5
Avg. Stride Freq. [Hz]	2.4	2.4	2.4	2.4	2.4	2.4
Avg. Stride Length [m]	6.2	7.4	7.3	7.4	7.3	7.3



- [] Ranking at each section and finish
- .-.- No data available at this section
- NA No data available



Horse/Jockey Name	Snazz 'N' Charm
Final Rank	4
Fastest Section Time (Section)	0:11.07 (400m)
Top Speed [km/h] (Section)	66.2 (400m)
Race State	Finished



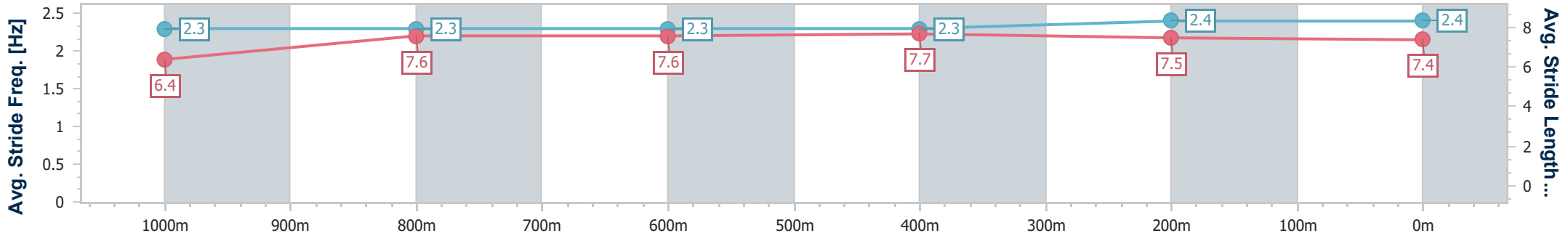
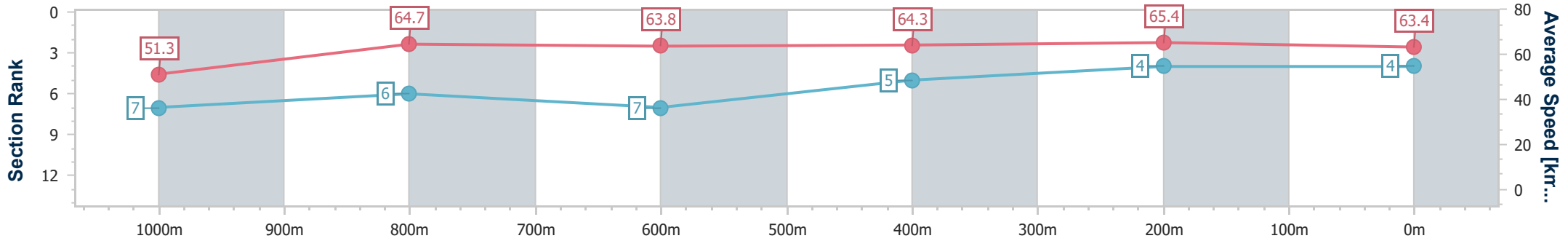
Ipswich QLD Professional
Race 10: PRECINCT URBAN PLANNING Class 4 Handicap - 1200m



19 April 2023 - 16:38

Track Rating: Good 4, Weather: Overcast, Rail Position: +4m Entire

Section	Overall	1000m	800m	600m	400m	200m
Section Times	1:10.02 [4] (0:14.05)	0:55.97 [7] (0:11.11)	0:44.86 [6] (0:11.26)	0:33.60 [7] (0:11.18)	0:22.42 [5] (0:11.07)	0:11.35 [4] (0:11.35)
Average Speed [km/h]	51.3	64.7	63.8	64.3	65.4	63.4
Top Speed [km/h]	64.7	65.6	65.0	65.7	66.2	65.9
Avg. Dist. to Rail [m]	1.1	1.0	0.2	0.4	2.5	3.3
Avg. Stride Freq. [Hz]	2.3	2.3	2.3	2.3	2.4	2.4
Avg. Stride Length [m]	6.4	7.6	7.6	7.7	7.5	7.4



- [] Ranking at each section and finish
- .-.- No data available at this section
- NA No data available



Horse/Jockey Name	Rapido Gris
Final Rank	5
Fastest Section Time (Section)	0:11.17 (1000m)
Top Speed [km/h] (Section)	65.9 (400m)
Race State	Finished



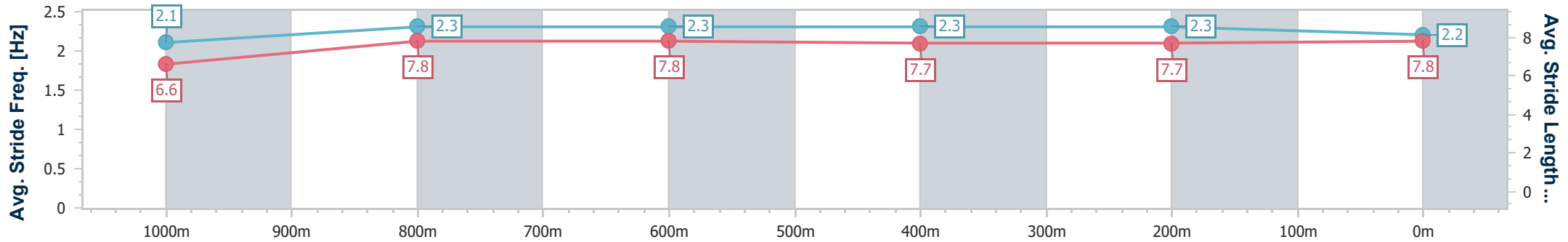
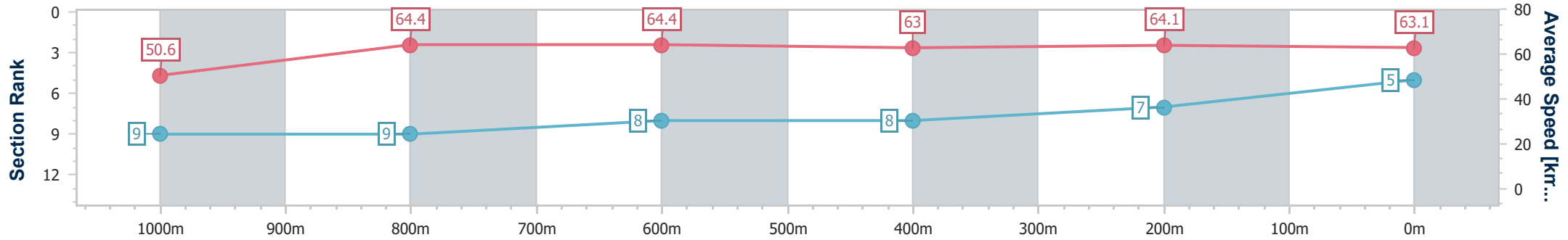
Ipswich QLD Professional
Race 10: PRECINCT URBAN PLANNING Class 4 Handicap - 1200m



19 April 2023 - 16:38

Track Rating: Good 4, Weather: Overcast, Rail Position: +4m Entire

Section	Overall	1000m	800m	600m	400m	200m
Section Times	1:10.83 [5] (0:14.24)	0:56.59 [9] (0:11.17)	0:45.42 [9] (0:11.22)	0:34.20 [8] (0:11.50)	0:22.70 [8] (0:11.33)	0:11.37 [7] (0:11.37)
Average Speed [km/h]	50.6	64.4	64.4	63.0	64.1	63.1
Top Speed [km/h]	64.8	64.9	65.7	63.9	65.9	65.0
Avg. Dist. to Rail [m]	5.0	0.5	1.3	1.6	2.9	2.9
Avg. Stride Freq. [Hz]	2.1	2.3	2.3	2.3	2.3	2.2
Avg. Stride Length [m]	6.6	7.8	7.8	7.7	7.7	7.8



- [] Ranking at each section and finish
- .-.- No data available at this section
- NA No data available



Horse/Jockey Name	Byron Eyes
Final Rank	6
Fastest Section Time (Section)	0:11.07 (1000m)
Top Speed [km/h] (Section)	65.6 (600m)
Race State	Finished



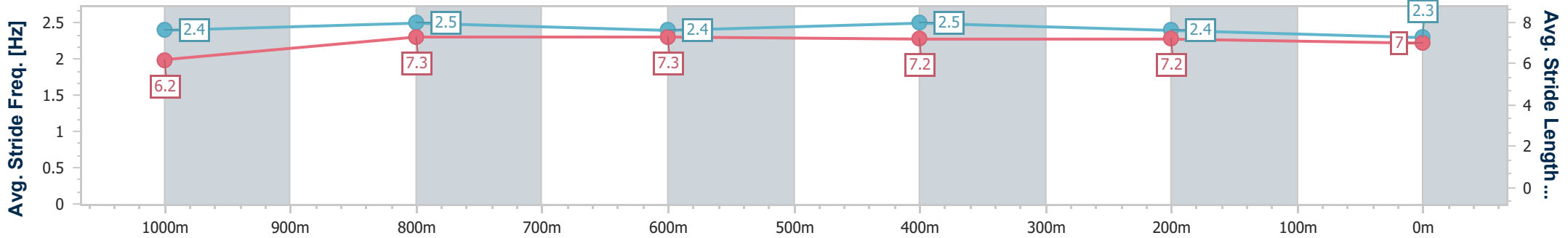
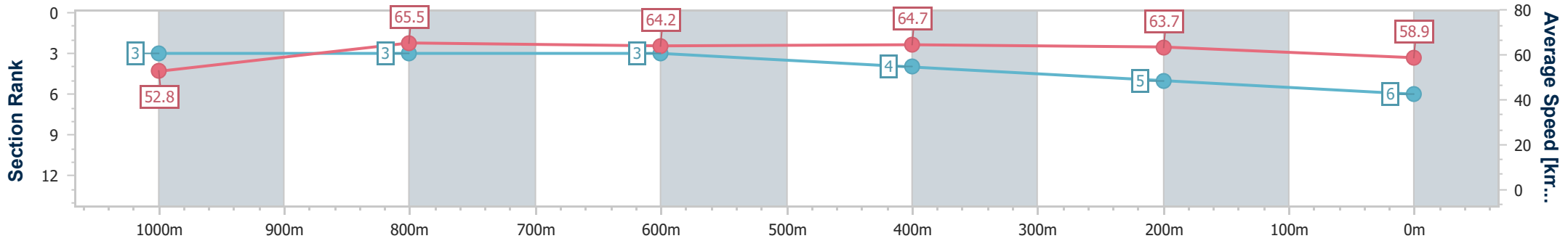
Ipswich QLD Professional
 Race 10: PRECINCT URBAN PLANNING Class 4 Handicap - 1200m



19 April 2023 - 16:38

Track Rating: Good 4, Weather: Overcast, Rail Position: +4m Entire

Section	Overall	1000m	800m	600m	400m	200m
Section Times	1:11.00 [6] (0:13.66)	0:57.34 [3] (0:11.07)	0:46.27 [3] (0:11.37)	0:34.90 [3] (0:11.31)	0:23.59 [4] (0:11.41)	0:12.18 [5] (0:12.18)
Average Speed [km/h]	52.8	65.5	64.2	64.7	63.7	58.9
Top Speed [km/h]	65.3	65.5	65.5	65.6	64.6	62.6
Avg. Dist. to Rail [m]	5.0	2.5	3.6	4.7	1.8	1.3
Avg. Stride Freq. [Hz]	2.4	2.5	2.4	2.5	2.4	2.3
Avg. Stride Length [m]	6.2	7.3	7.3	7.2	7.2	7.0



- [] Ranking at each section and finish
- .-.- No data available at this section
- NA No data available



Horse/Jockey Name	Rocklily
Final Rank	7
Fastest Section Time (Section)	0:11.14 (800m)
Top Speed [km/h] (Section)	65.5 (800m)
Race State	Finished



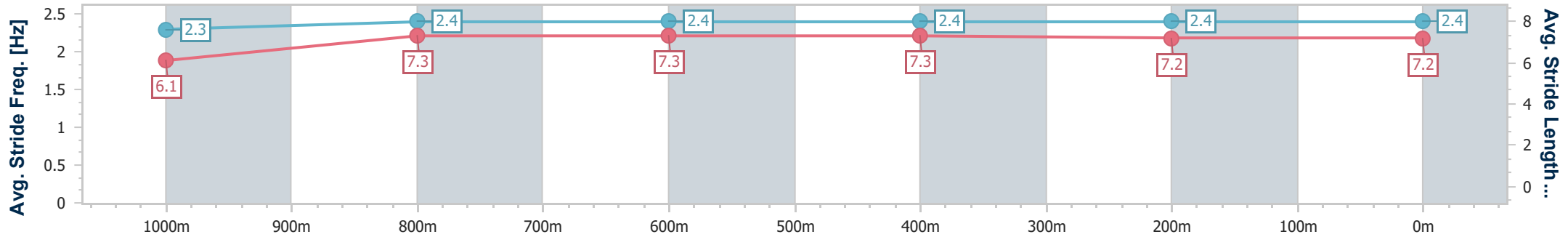
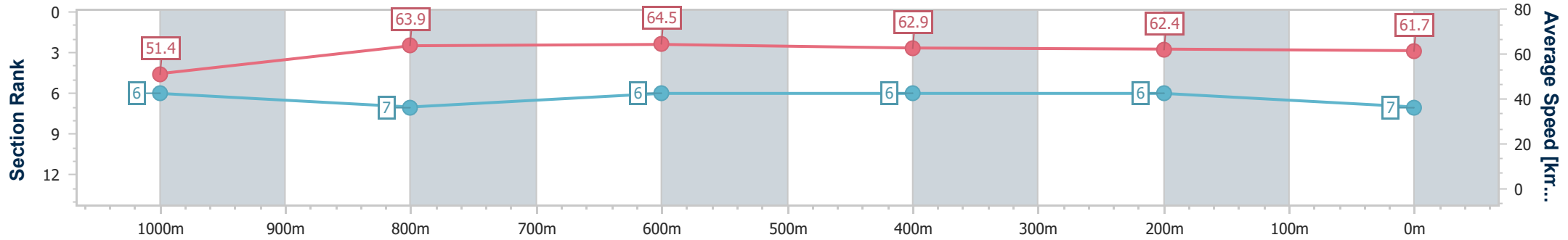
Ipswich QLD Professional
Race 10: PRECINCT URBAN PLANNING Class 4 Handicap - 1200m



19 April 2023 - 16:38

Track Rating: Good 4, Weather: Overcast, Rail Position: +4m Entire

Section	Overall	1000m	800m	600m	400m	200m
Section Times	1:11.04 [7] (0:14.00)	0:57.04 [6] (0:11.24)	0:45.80 [7] (0:11.14)	0:34.66 [6] (0:11.43)	0:23.23 [6] (0:11.59)	0:11.64 [6] (0:11.64)
Average Speed [km/h]	51.4	63.9	64.5	62.9	62.4	61.7
Top Speed [km/h]	64.7	64.8	65.5	64.0	63.4	63.4
Avg. Dist. to Rail [m]	3.2	0.9	0.4	0.4	2.4	1.5
Avg. Stride Freq. [Hz]	2.3	2.4	2.4	2.4	2.4	2.4
Avg. Stride Length [m]	6.1	7.3	7.3	7.3	7.2	7.2



- [] Ranking at each section and finish
- .-.- No data available at this section
- NA No data available



Horse/Jockey Name	Tidal Rush
Final Rank	8
Fastest Section Time (Section)	0:11.18 (800m)
Top Speed [km/h] (Section)	65.4 (800m)
Race State	Finished



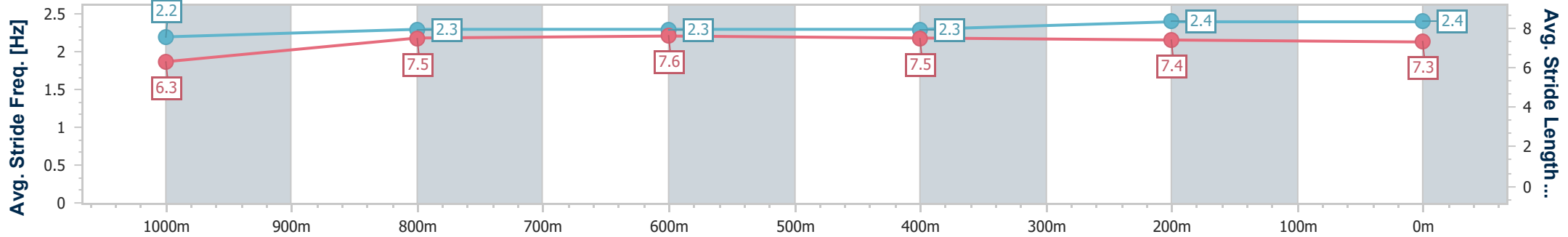
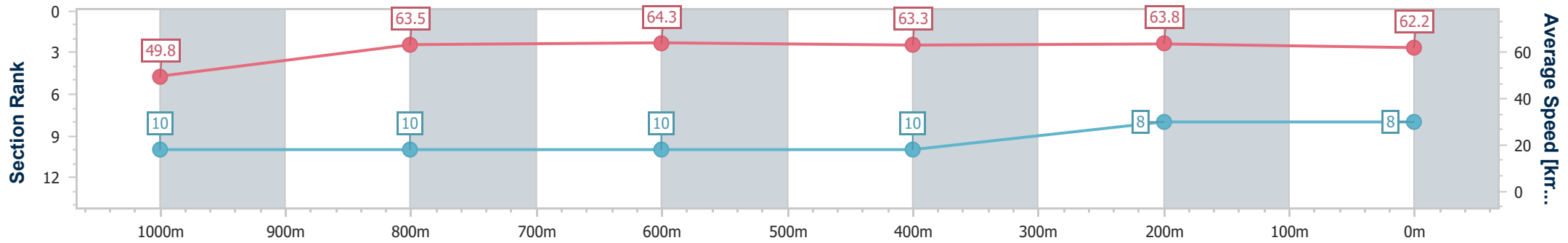
Ipswich QLD Professional
Race 10: PRECINCT URBAN PLANNING Class 4 Handicap - 1200m



19 April 2023 - 16:38

Track Rating: Good 4, Weather: Overcast, Rail Position: +4m Entire

Section	Overall	1000m	800m	600m	400m	200m
Section Times	1:11.10 [8] (0:14.45)	0:56.65 [10] (0:11.31)	0:45.34 [10] (0:11.18)	0:34.16 [10] (0:11.33)	0:22.83 [10] (0:11.29)	0:11.54 [8] (0:11.54)
Average Speed [km/h]	49.8	63.5	64.3	63.3	63.8	62.2
Top Speed [km/h]	65.2	64.8	65.4	64.6	64.5	64.9
Avg. Dist. to Rail [m]	2.8	0.9	0.4	1.1	1.2	2.0
Avg. Stride Freq. [Hz]	2.2	2.3	2.3	2.3	2.4	2.4
Avg. Stride Length [m]	6.3	7.5	7.6	7.5	7.4	7.3



- [] Ranking at each section and finish
- .-.- No data available at this section
- NA No data available



Horse/Jockey Name	Dollop
Final Rank	9
Fastest Section Time (Section)	0:11.25 (800m)
Top Speed [km/h] (Section)	65.6 (800m)
Race State	Finished



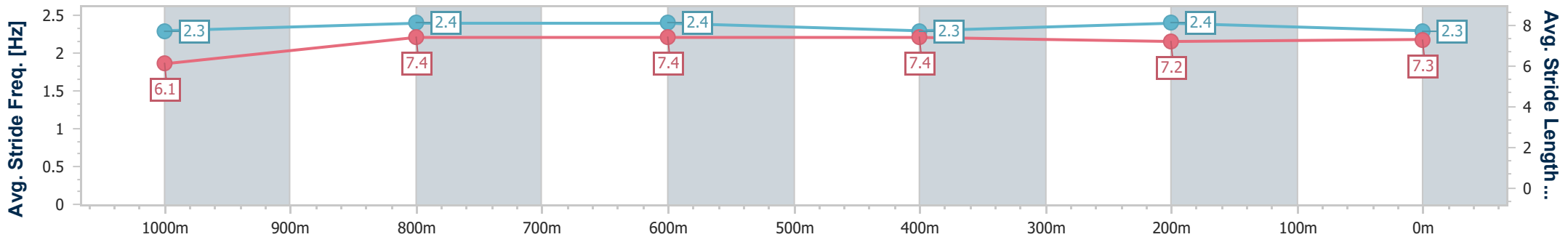
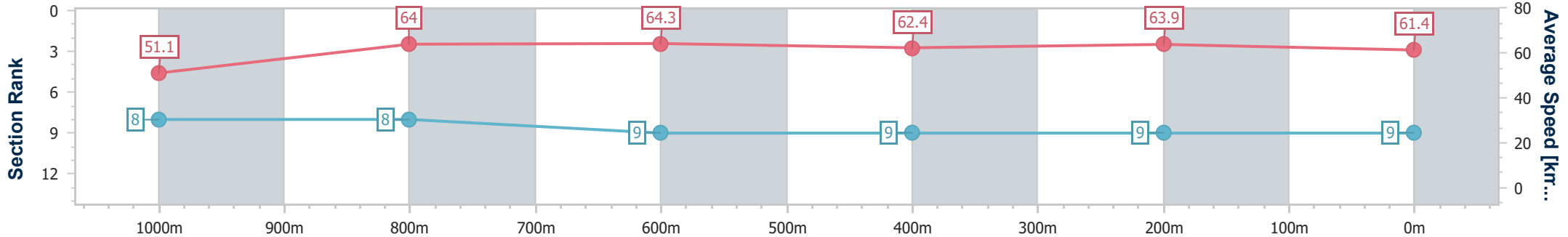
Ipswich QLD Professional
Race 10: PRECINCT URBAN PLANNING Class 4 Handicap - 1200m



19 April 2023 - 16:38

Track Rating: Good 4, Weather: Overcast, Rail Position: +4m Entire

Section	Overall	1000m	800m	600m	400m	200m
Section Times	1:11.30 [9] (0:14.11)	0:57.19 [8] (0:11.28)	0:45.91 [8] (0:11.25)	0:34.66 [9] (0:11.60)	0:23.06 [9] (0:11.38)	0:11.68 [9] (0:11.68)
Average Speed [km/h]	51.1	64.0	64.3	62.4	63.9	61.4
Top Speed [km/h]	63.2	65.5	65.6	63.2	64.7	64.5
Avg. Dist. to Rail [m]	9.8	1.9	1.7	1.5	3.2	4.0
Avg. Stride Freq. [Hz]	2.3	2.4	2.4	2.3	2.4	2.3
Avg. Stride Length [m]	6.1	7.4	7.4	7.4	7.2	7.3



- [] Ranking at each section and finish
- .-.- No data available at this section
- NA No data available



Horse/Jockey Name	Hopeful Star
Final Rank	10
Fastest Section Time (Section)	0:11.10 (1000m)
Top Speed [km/h] (Section)	65.5 (800m)
Race State	Finished



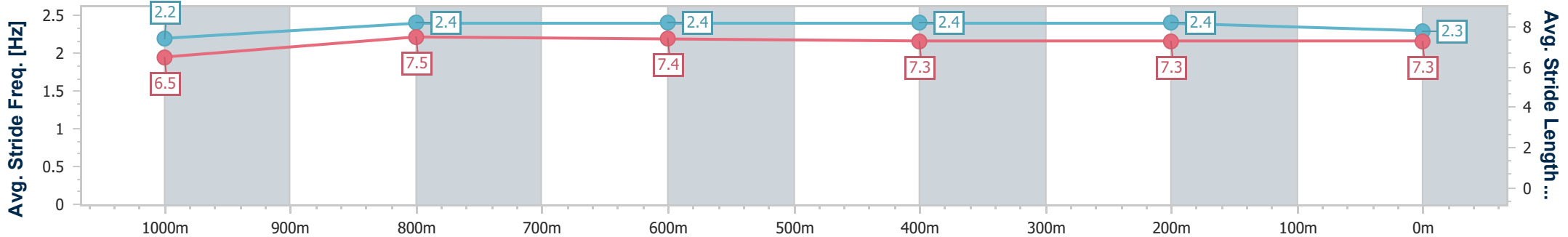
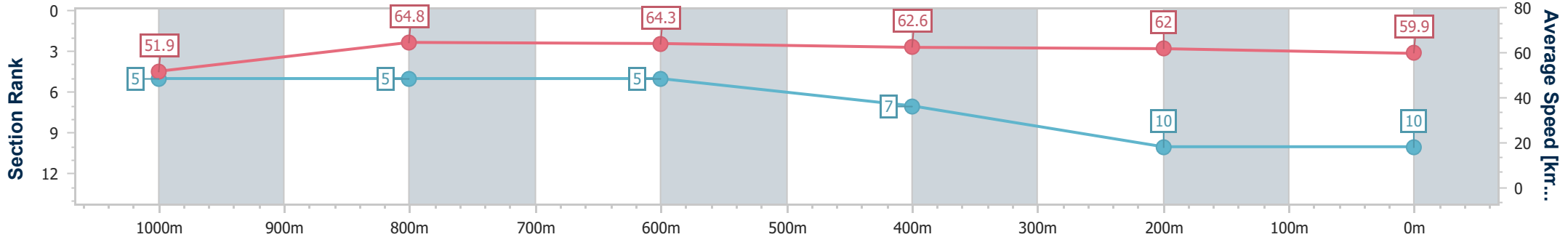
Ipswich QLD Professional
Race 10: PRECINCT URBAN PLANNING Class 4 Handicap - 1200m



19 April 2023 - 16:38

Track Rating: Good 4, Weather: Overcast, Rail Position: +4m Entire

Section	Overall	1000m	800m	600m	400m	200m
Section Times	1:11.68 [10] (0:13.92)	0:57.76 [5] (0:11.10)	0:46.66 [5] (0:11.29)	0:35.37 [5] (0:11.61)	0:23.76 [7] (0:11.77)	0:11.99 [10] (0:11.99)
Average Speed [km/h]	51.9	64.8	64.3	62.6	62.0	59.9
Top Speed [km/h]	65.3	65.4	65.5	62.9	63.3	62.5
Avg. Dist. to Rail [m]	7.9	1.0	1.9	2.6	4.5	4.1
Avg. Stride Freq. [Hz]	2.2	2.4	2.4	2.4	2.4	2.3
Avg. Stride Length [m]	6.5	7.5	7.4	7.3	7.3	7.3



- [] Ranking at each section and finish
- .-.- No data available at this section
- NA No data available