

Track Rating: Good 4, Weather: Overcast, Rail Position: +4m Entire

Section												Last 600m				
Field Times		Overall	1200m	1000m	800m	600m	400m						0:35.37			
		1:20.97 (0:11.13)	1:09.84 (0:10.96)	0:58.88 (0:11.48)	0:47.40 (0:12.03)	0:35.37 (0:12.06)	0:23.31 (0:11.74)									
Rank	TAB	Horse/Jockey	Barrier	Top Speed [km/h]	Fastest Section											Distance Travelled [m]
1	4	BOOM SHOT James Orman	7	67.1 1200m	0:11.02 1200m	1:20.97 [1] (0:11.49)	1:09.48 [6] (0:11.02)	0:58.46 [6] (0:11.61)	0:46.85 [6] (0:12.26)	0:34.59 [6] (0:11.92)	0:22.67 [6] (0:11.41)	0:34.59				
2	2	SAILOR'S SECRET Cejay Graham	2	66.9 1200m	0:11.03 1200m	1:21.14 [2] (0:11.14)	1:10.00 [2] (0:11.03)	0:58.97 [3] (0:11.68)	0:47.29 [4] (0:11.83)	0:35.46 [2] (0:11.98)	0:23.48 [1] (0:11.74)	0:35.46	-2			
3	8	BIRDONAWING Samantha Collett	1	65.6 1200m	0:11.08 1200m	1:21.16 [3] (0:11.13)	1:10.03 [1] (0:11.08)	0:58.95 [4] (0:11.62)	0:47.33 [3] (0:12.26)	0:35.07 [5] (0:12.05)	0:23.02 [5] (0:11.61)	0:35.07	-3			
4	10	SHAGGY ROGERS Kyle Wilson-Taylor	9	65.9 1200m	0:11.24 1200m	1:21.33 [4] (0:11.60)	1:09.73 [8] (0:11.24)	0:58.49 [8] (0:11.53)	0:46.96 [7] (0:12.09)	0:34.87 [7] (0:11.88)	0:22.99 [7] (0:11.56)	0:34.87	-3			
5	7	SPOOKY SPIRIT Tegan Harrison	11	64.7 400m	0:11.44 200m	1:21.49 [5] (0:11.62)	1:09.87 [9] (0:11.60)	0:58.27 [10] (0:11.45)	0:46.82 [10] (0:12.00)	0:34.82 [9] (0:11.85)	0:22.97 [9] (0:11.53)	0:34.82	+0			
6	3	SORGENTE Ryan Maloney	3	64.6 1200m	0:11.21 Overall	1:21.53 [6] (0:11.21)	1:10.32 [5] (0:11.25)	0:59.07 [5] (0:11.64)	0:47.43 [5] (0:11.91)	0:35.52 [4] (0:11.95)	0:23.57 [3] (0:11.79)	0:35.52	-1			
7	1	COCOBREW EXPRESS Jake Molloy	6	67.6 1200m	0:10.88 1200m	1:21.69 [7] (0:11.21)	1:10.48 [4] (0:10.88)	0:59.60 [2] (0:11.64)	0:47.96 [2] (0:12.14)	0:35.82 [3] (0:12.11)	0:23.71 [4] (0:11.84)	0:35.82	-5			
8	13	SIZZLING GAL Mark Du Plessis	10	64.6 1000m	0:11.32 200m	1:21.69 [8] (0:11.96)	1:09.73 [11] (0:11.43)	0:58.30 [11] (0:11.39)	0:46.91 [11] (0:12.10)	0:34.81 [11] (0:11.91)	0:22.90 [11] (0:11.58)	0:34.81	-2			
9	5	CRIPPS TONITE Ben Thompson	8	66.9 1200m	0:10.91 1200m	1:21.82 [9] (0:11.18)	1:10.64 [3] (0:10.91)	0:59.73 [1] (0:11.48)	0:48.25 [1] (0:12.03)	0:36.22 [1] (0:12.06)	0:24.16 [2] (0:11.85)	0:36.22	-5			
10	12	HATTUSA Tiffani Brooker	12	64.7 1200m	0:11.27 1200m	1:21.91 [10] (0:11.82)	1:10.09 [10] (0:11.27)	0:58.82 [9] (0:11.50)	0:47.32 [9] (0:12.15)	0:35.17 [10] (0:11.78)	0:23.39 [8] (0:11.56)	0:35.17	-6			

Scratched: Must (#9), Even Now (#6)



Ipswich QLD Professional
Race 9: BOQ WINSTON GLADES QTIS Three-Year-Old BENCHMARK 65
Handicap - 1350m
19 April 2023 - 16:03



Track Rating: Good 4, Weather: Overcast, Rail Position: +4m Entire

Section	Overall	1200m	1000m	800m	600m	400m	Last 600m
Field Times	1:20.97 (0:11.13)	1:09.84 (0:10.96)	0:58.88 (0:11.48)	0:47.40 (0:12.03)	0:35.37 (0:12.06)	0:23.31 (0:11.74)	0:35.37

Rank	TAB	Horse/Jockey	Barrier	Top Speed [km/h]	Fastest Section	Overall	1200m	1000m	800m	600m	400m	Last 600m	Distance Travelled [m]
11	11	THE GIRL'S BOY	4	65.3	0:11.24	1:22.71 [11]	1:11.22 [7]	0:59.98 [7]	0:48.28 [8]	0:36.21 [8]	0:24.09 [10]	0:36.21	+1
		Ryan Wiggins		1200m	1200m	(0:11.49)	(0:11.24)	(0:11.70)	(0:12.07)	(0:12.12)	(0:12.03)		

Scratched: Must (#9), Even Now (#6)



Ipswich QLD Professional
Race 9: BOQ WINSTON GLADES QTIS Three-Year-Old BENCHMARK 65
Handicap - 1350m
19 April 2023 - 16:03



Track Rating: Good 4, Weather: Overcast, Rail Position: +4m Entire

Section				200m				Last 600m		
Field Times				0:11.57 (0:11.57)				0:35.37		
Rank	TAB	Horse/Jockey	Barrier	Top Speed [km/h]	Fastest Section	Margin			Distance Travelled [m]	
1	4	BOOM SHOT James Orman	7	67.1 1200m	0:11.02 1200m	0:11.26 [3] (0:11.26)	1:20.97		0:34.59	
2	2	SAILOR'S SECRET Cejay Graham	2	66.9 1200m	0:11.03 1200m	0:11.74 [1] (0:11.74)	1L		0:35.46	-2
3	8	BIRDONAWING Samantha Collett	1	65.6 1200m	0:11.08 1200m	0:11.41 [4] (0:11.41)	1.1L		0:35.07	-3
4	10	SHAGGY ROGERS Kyle Wilson-Taylor	9	65.9 1200m	0:11.24 1200m	0:11.43 [7] (0:11.43)	1.9L		0:34.87	-3
5	7	SPOOKY SPIRIT Tegan Harrison	11	64.7 400m	0:11.44 200m	0:11.44 [8] (0:11.44)	2.7L		0:34.82	+0
6	3	SORGENTE Ryan Maloney	3	64.6 1200m	0:11.21 Overall	0:11.78 [5] (0:11.78)	2.9L		0:35.52	-1
7	1	COCOBREW EXPRESS Jake Molloy	6	67.6 1200m	0:10.88 1200m	0:11.87 [6] (0:11.87)	3.7L		0:35.82	-5
8	13	SIZZLING GAL Mark Du Plessis	10	64.6 1000m	0:11.32 200m	0:11.32 [10] (0:11.32)	3.8L		0:34.81	-2
9	5	CRIPPS TONITE Ben Thompson	8	66.9 1200m	0:10.91 1200m	0:12.31 [2] (0:12.31)	4.6L		0:36.22	-5
10	12	HATTUSA Tiffani Brooker	12	64.7 1200m	0:11.27 1200m	0:11.83 [9] (0:11.83)	5.1L		0:35.17	-6

Scratched: Must (#9), Even Now (#6)

[] Ranking at each section and finish
 -:-:- No data available at this section
 NA No data available

SCN Saddle cloth number
 DNF Did not finish
 DNT Did not track



Ipswich QLD Professional
Race 9: BOQ WINSTON GLADES QTIS Three-Year-Old BENCHMARK 65
Handicap - 1350m
19 April 2023 - 16:03



Track Rating: Good 4, Weather: Overcast, Rail Position: +4m Entire

Section				200m				Last 600m		
Field Times				0:11.57 (0:11.57)				0:35.37		
Rank	TAB	Horse/Jockey	Barrier	Top Speed [km/h]	Fastest Section	Margin			Distance Travelled [m]	
11	11	THE GIRL'S BOY	4	65.3	0:11.24	0:12.06 [11]	9.6L		0:36.21	+1
		Ryan Wiggins		1200m	1200m	(0:12.06)				

Scratched: Must (#9), Even Now (#6)

[] Ranking at each section and finish
 -:-:- No data available at this section
 NA No data available

SCN Saddle cloth number
 DNF Did not finish
 DNT Did not track



Horse/Jockey Name	Boom Shot
Final Rank	1
Fastest Section Time (Section)	0:11.02 (1200m)
Top Speed [km/h] (Section)	67.1 (1200m)
Race State	Finished



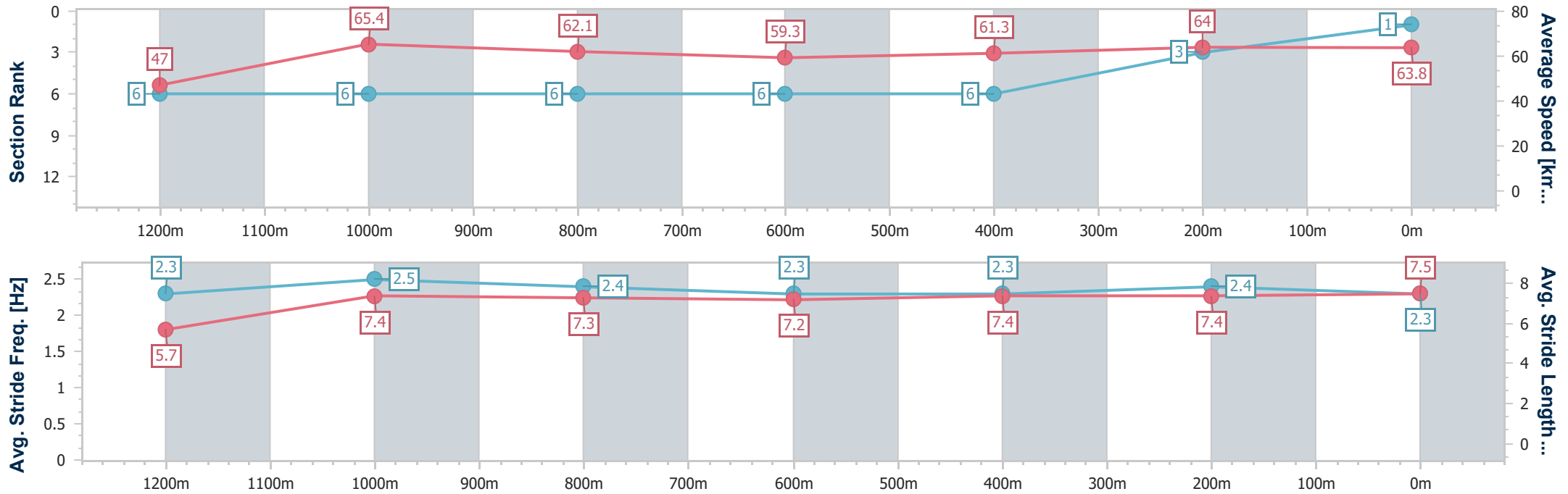
Ipswich QLD Professional
 Race 9: BOQ WINSTON GLADES QTIS Three-Year-Old
 BENCHMARK 65 Handicap - 1350m



19 April 2023 - 16:03

Track Rating: Good 4, Weather: Overcast, Rail Position: +4m Entire

Section	Overall	1200m	1000m	800m	600m	400m	200m
Section Times	1:20.97 [1] (0:11.49)	1:09.48 [6] (0:11.02)	0:58.46 [6] (0:11.61)	0:46.85 [6] (0:12.26)	0:34.59 [6] (0:11.92)	0:22.67 [6] (0:11.41)	0:11.26 [3] (0:11.26)
Average Speed [km/h]	47.0	65.4	62.1	59.3	61.3	64.0	63.8
Top Speed [km/h]	65.5	67.1	64.8	60.5	63.1	65.5	65.6
Avg. Dist. to Rail [m]	2.7	1.0	0.9	2.7	3.1	3.4	5.1
Avg. Stride Freq. [Hz]	2.3	2.5	2.4	2.3	2.3	2.4	2.3
Avg. Stride Length [m]	5.7	7.4	7.3	7.2	7.4	7.4	7.5



- [] Ranking at each section and finish
- .-.- No data available at this section
- NA No data available



Horse/Jockey Name	Sailor's Secret
Final Rank	2
Fastest Section Time (Section)	0:11.03 (1200m)
Top Speed [km/h] (Section)	66.9 (1200m)
Race State	Finished



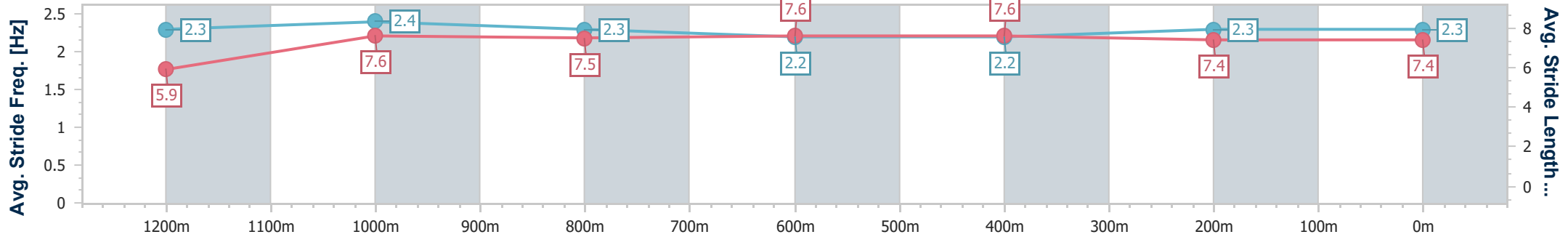
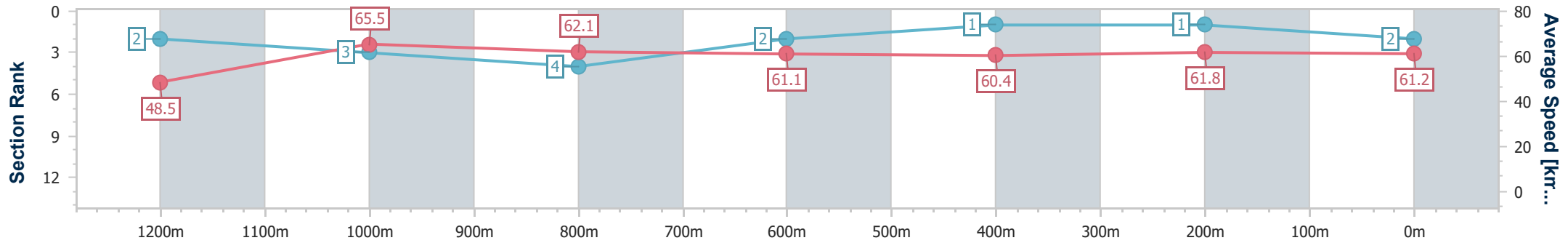
Ipswich QLD Professional
 Race 9: BOQ WINSTON GLADES QTIS Three-Year-Old
 BENCHMARK 65 Handicap - 1350m



19 April 2023 - 16:03

Track Rating: Good 4, Weather: Overcast, Rail Position: +4m Entire

Section	Overall	1200m	1000m	800m	600m	400m	200m
Section Times	1:21.14 [2] (0:11.14)	1:10.00 [2] (0:11.03)	0:58.97 [3] (0:11.68)	0:47.29 [4] (0:11.83)	0:35.46 [2] (0:11.98)	0:23.48 [1] (0:11.74)	0:11.74 [1] (0:11.74)
Average Speed [km/h]	48.5	65.5	62.1	61.1	60.4	61.8	61.2
Top Speed [km/h]	65.8	66.9	62.7	61.5	61.1	62.6	62.5
Avg. Dist. to Rail [m]	2.3	3.5	1.8	1.5	1.3	2.3	2.1
Avg. Stride Freq. [Hz]	2.3	2.4	2.3	2.2	2.2	2.3	2.3
Avg. Stride Length [m]	5.9	7.6	7.5	7.6	7.6	7.4	7.4



- [] Ranking at each section and finish
- .-.- No data available at this section
- NA No data available



Horse/Jockey Name	Birdonawing
Final Rank	3
Fastest Section Time (Section)	0:11.08 (1200m)
Top Speed [km/h] (Section)	65.6 (1200m)
Race State	Finished



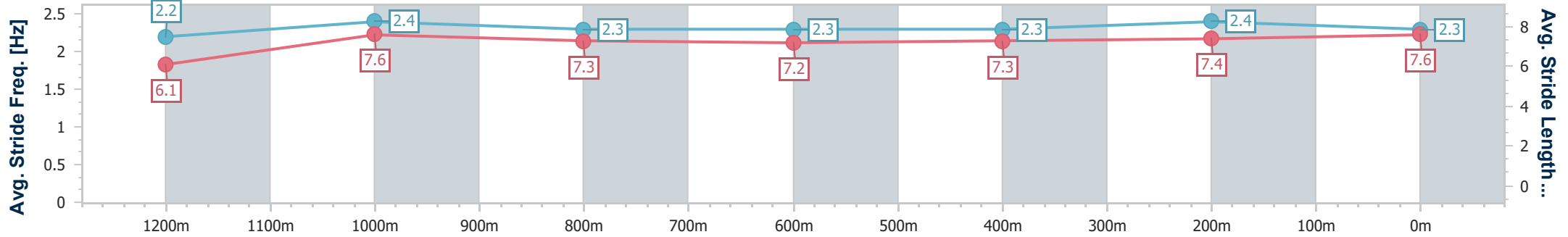
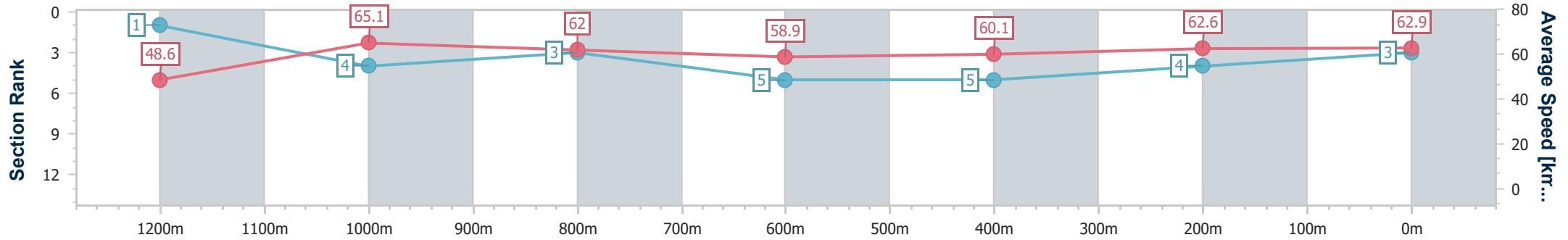
Ipswich QLD Professional
Race 9: BOQ WINSTON GLADES QTIS Three-Year-Old
BENCHMARK 65 Handicap - 1350m



19 April 2023 - 16:03

Track Rating: Good 4, Weather: Overcast, Rail Position: +4m Entire

Section	Overall	1200m	1000m	800m	600m	400m	200m
Section Times	1:21.16 [3] (0:11.13)	1:10.03 [1] (0:11.08)	0:58.95 [4] (0:11.62)	0:47.33 [3] (0:12.26)	0:35.07 [5] (0:12.05)	0:23.02 [5] (0:11.61)	0:11.41 [4] (0:11.41)
Average Speed [km/h]	48.6	65.1	62.0	58.9	60.1	62.6	62.9
Top Speed [km/h]	64.9	65.6	64.3	59.6	62.1	64.7	64.7
Avg. Dist. to Rail [m]	0.4	1.4	0.4	1.0	1.1	2.6	2.2
Avg. Stride Freq. [Hz]	2.2	2.4	2.3	2.3	2.3	2.4	2.3
Avg. Stride Length [m]	6.1	7.6	7.3	7.2	7.3	7.4	7.6



- [] Ranking at each section and finish
- .-.- No data available at this section
- NA No data available



Horse/Jockey Name	Shaggy Rogers
Final Rank	4
Fastest Section Time (Section)	0:11.24 (1200m)
Top Speed [km/h] (Section)	65.9 (1200m)
Race State	Finished



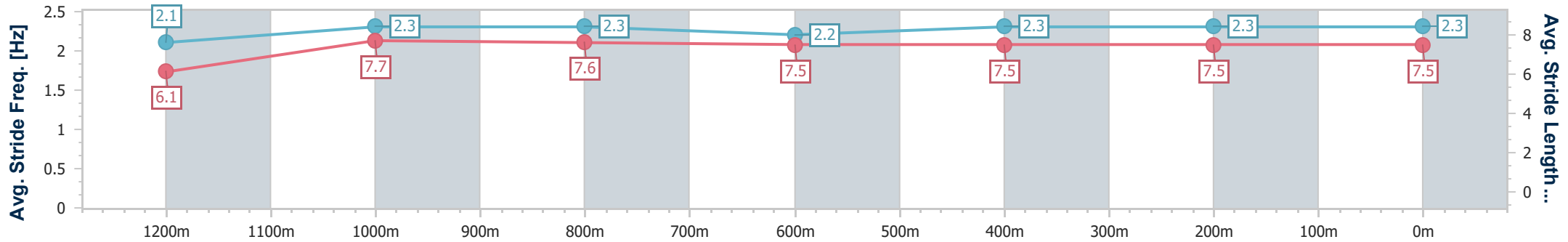
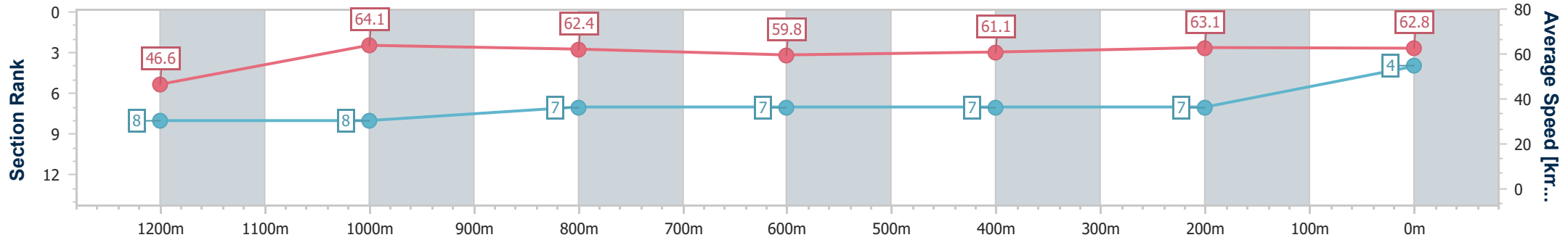
Ipswich QLD Professional
 Race 9: BOQ WINSTON GLADES QTIS Three-Year-Old
 BENCHMARK 65 Handicap - 1350m



19 April 2023 - 16:03

Track Rating: Good 4, Weather: Overcast, Rail Position: +4m Entire

Section	Overall	1200m	1000m	800m	600m	400m	200m
Section Times	1:21.33 [4] (0:11.60)	1:09.73 [8] (0:11.24)	0:58.49 [8] (0:11.53)	0:46.96 [7] (0:12.09)	0:34.87 [7] (0:11.88)	0:22.99 [7] (0:11.56)	0:11.43 [7] (0:11.43)
Average Speed [km/h]	46.6	64.1	62.4	59.8	61.1	63.1	62.8
Top Speed [km/h]	62.7	65.9	64.1	61.4	62.6	64.4	64.4
Avg. Dist. to Rail [m]	4.5	1.6	0.7	1.0	1.8	4.1	4.8
Avg. Stride Freq. [Hz]	2.1	2.3	2.3	2.2	2.3	2.3	2.3
Avg. Stride Length [m]	6.1	7.7	7.6	7.5	7.5	7.5	7.5



- [] Ranking at each section and finish
- .-.- No data available at this section
- NA No data available



Horse/Jockey Name	Spooky Spirit
Final Rank	5
Fastest Section Time (Section)	0:11.44 (200m)
Top Speed [km/h] (Section)	64.7 (400m)
Race State	Finished



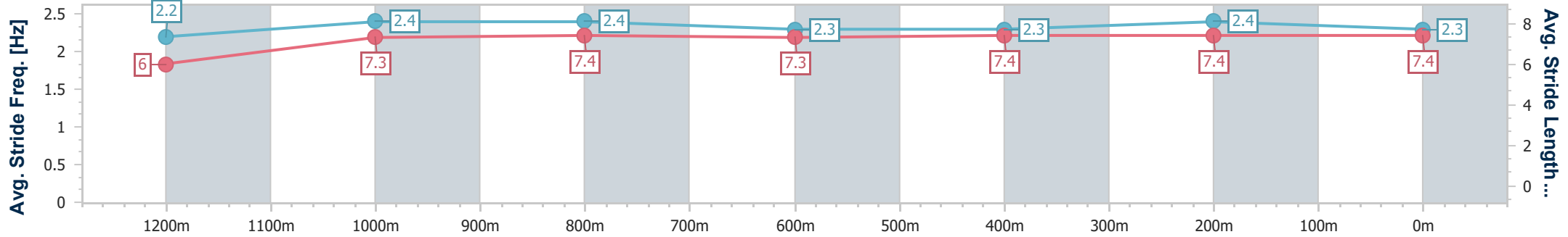
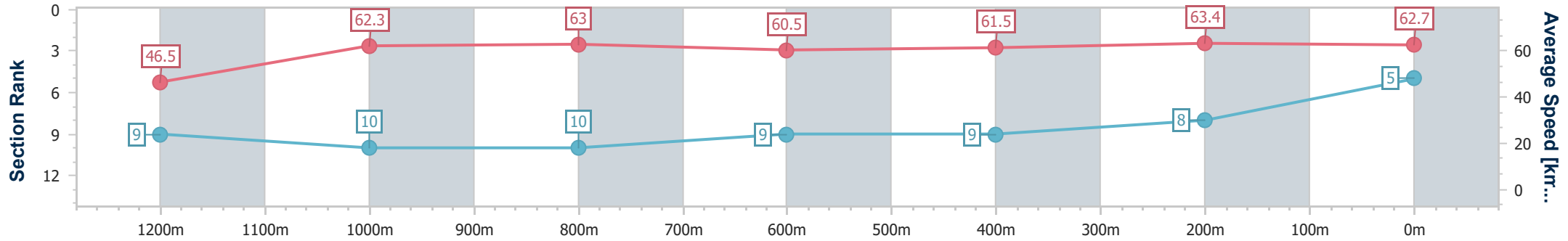
Ipswich QLD Professional
 Race 9: BOQ WINSTON GLADES QTIS Three-Year-Old
 BENCHMARK 65 Handicap - 1350m



19 April 2023 - 16:03

Track Rating: Good 4, Weather: Overcast, Rail Position: +4m Entire

Section	Overall	1200m	1000m	800m	600m	400m	200m
Section Times	1:21.49 [5] (0:11.62)	1:09.87 [9] (0:11.60)	0:58.27 [10] (0:11.45)	0:46.82 [10] (0:12.00)	0:34.82 [9] (0:11.85)	0:22.97 [9] (0:11.53)	0:11.44 [8] (0:11.44)
Average Speed [km/h]	46.5	62.3	63.0	60.5	61.5	63.4	62.7
Top Speed [km/h]	60.9	63.1	64.3	61.1	62.5	64.7	64.3
Avg. Dist. to Rail [m]	7.4	2.7	1.3	2.3	2.5	4.7	6.7
Avg. Stride Freq. [Hz]	2.2	2.4	2.4	2.3	2.3	2.4	2.3
Avg. Stride Length [m]	6.0	7.3	7.4	7.3	7.4	7.4	7.4



- [] Ranking at each section and finish
- .-.- No data available at this section
- NA No data available



Horse/Jockey Name	Sorgente
Final Rank	6
Fastest Section Time (Section)	0:11.21 (Overall)
Top Speed [km/h] (Section)	64.6 (1200m)
Race State	Finished



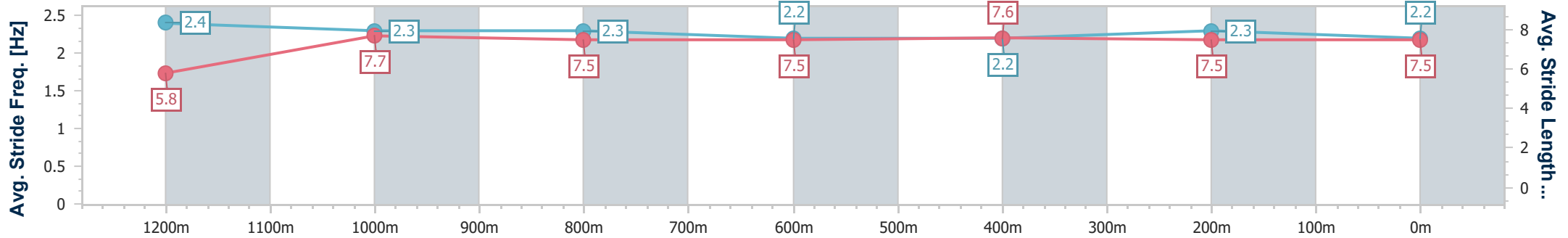
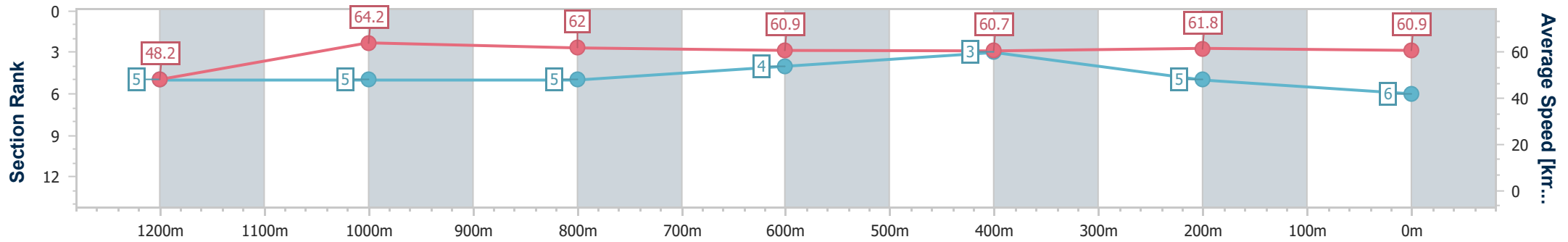
Ipswich QLD Professional
 Race 9: BOQ WINSTON GLADES QTIS Three-Year-Old
 BENCHMARK 65 Handicap - 1350m



19 April 2023 - 16:03

Track Rating: Good 4, Weather: Overcast, Rail Position: +4m Entire

Section	Overall	1200m	1000m	800m	600m	400m	200m
Section Times	1:21.53 [6] (0:11.21)	1:10.32 [5] (0:11.25)	0:59.07 [5] (0:11.64)	0:47.43 [5] (0:11.91)	0:35.52 [4] (0:11.95)	0:23.57 [3] (0:11.79)	0:11.78 [5] (0:11.78)
Average Speed [km/h]	48.2	64.2	62.0	60.9	60.7	61.8	60.9
Top Speed [km/h]	63.9	64.6	63.8	62.2	62.1	63.1	62.2
Avg. Dist. to Rail [m]	2.1	2.7	1.4	1.9	1.8	3.3	3.8
Avg. Stride Freq. [Hz]	2.4	2.3	2.3	2.2	2.2	2.3	2.2
Avg. Stride Length [m]	5.8	7.7	7.5	7.5	7.6	7.5	7.5



- [] Ranking at each section and finish
- .-.- No data available at this section
- NA No data available



Horse/Jockey Name	Cocobrew Express
Final Rank	7
Fastest Section Time (Section)	0:10.88 (1200m)
Top Speed [km/h] (Section)	67.6 (1200m)
Race State	Finished



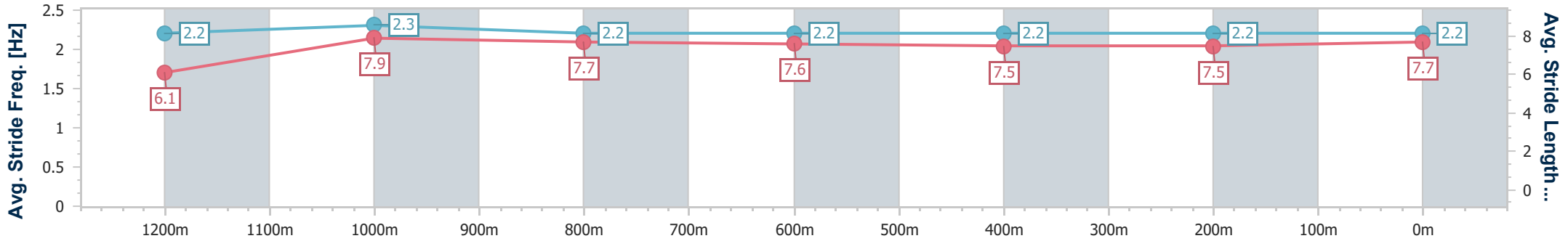
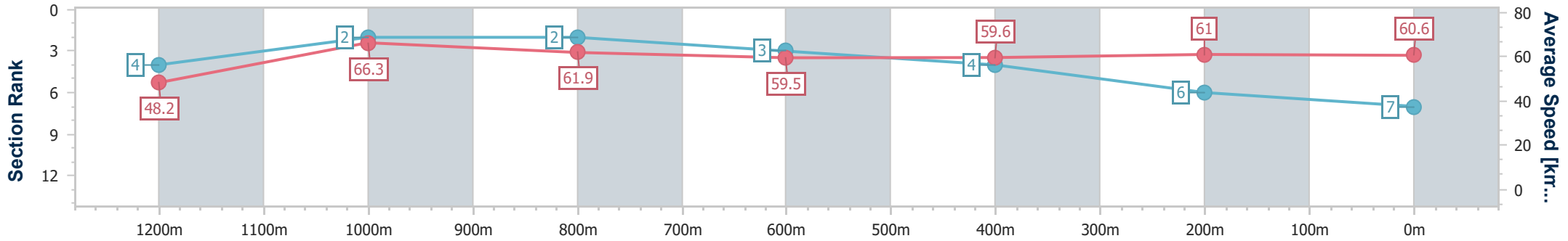
Ipswich QLD Professional
 Race 9: BOQ WINSTON GLADES QTIS Three-Year-Old
 BENCHMARK 65 Handicap - 1350m



19 April 2023 - 16:03

Track Rating: Good 4, Weather: Overcast, Rail Position: +4m Entire

Section	Overall	1200m	1000m	800m	600m	400m	200m
Section Times	1:21.69 [7] (0:11.21)	1:10.48 [4] (0:10.88)	0:59.60 [2] (0:11.64)	0:47.96 [2] (0:12.14)	0:35.82 [3] (0:12.11)	0:23.71 [4] (0:11.84)	0:11.87 [6] (0:11.87)
Average Speed [km/h]	48.2	66.3	61.9	59.5	59.6	61.0	60.6
Top Speed [km/h]	66.3	67.6	64.5	60.3	60.1	62.3	61.8
Avg. Dist. to Rail [m]	4.9	3.7	0.9	0.8	0.6	0.8	0.7
Avg. Stride Freq. [Hz]	2.2	2.3	2.2	2.2	2.2	2.2	2.2
Avg. Stride Length [m]	6.1	7.9	7.7	7.6	7.5	7.5	7.7



- [] Ranking at each section and finish
- .-.- No data available at this section
- NA No data available



Horse/Jockey Name	Sizzling Gal
Final Rank	8
Fastest Section Time (Section)	0:11.32 (200m)
Top Speed [km/h] (Section)	64.6 (1000m)
Race State	Finished



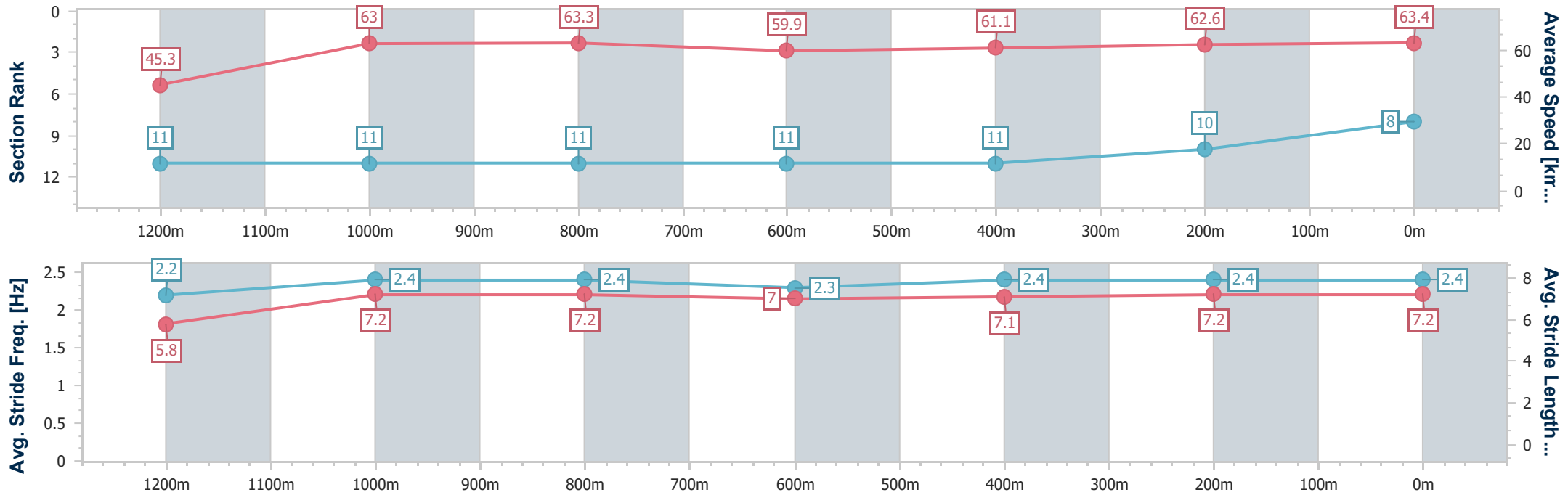
Ipswich QLD Professional
 Race 9: BOQ WINSTON GLADES QTIS Three-Year-Old
 BENCHMARK 65 Handicap - 1350m



19 April 2023 - 16:03

Track Rating: Good 4, Weather: Overcast, Rail Position: +4m Entire

Section	Overall	1200m	1000m	800m	600m	400m	200m
Section Times	1:21.69 [8] (0:11.96)	1:09.73 [11] (0:11.43)	0:58.30 [11] (0:11.39)	0:46.91 [11] (0:12.10)	0:34.81 [11] (0:11.91)	0:22.90 [11] (0:11.58)	0:11.32 [10] (0:11.32)
Average Speed [km/h]	45.3	63.0	63.3	59.9	61.1	62.6	63.4
Top Speed [km/h]	61.7	64.4	64.6	61.4	62.0	63.2	64.0
Avg. Dist. to Rail [m]	5.9	1.7	0.6	2.2	2.2	2.7	4.4
Avg. Stride Freq. [Hz]	2.2	2.4	2.4	2.3	2.4	2.4	2.4
Avg. Stride Length [m]	5.8	7.2	7.2	7.0	7.1	7.2	7.2



- [] Ranking at each section and finish
- .-.- No data available at this section
- NA No data available



Horse/Jockey Name	Cripps Tonite
Final Rank	9
Fastest Section Time (Section)	0:10.91 (1200m)
Top Speed [km/h] (Section)	66.9 (1200m)
Race State	Finished



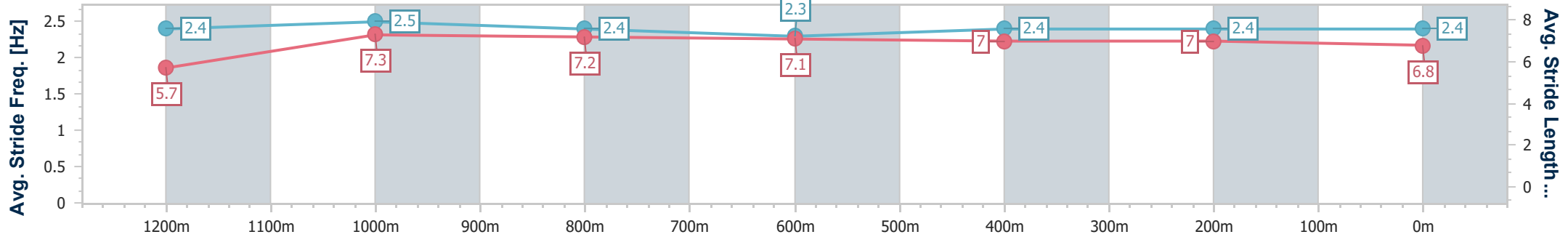
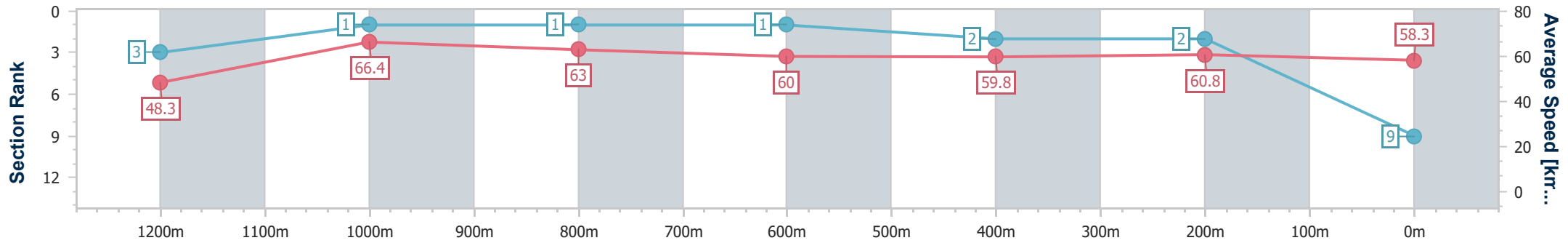
Ipswich QLD Professional
 Race 9: BOQ WINSTON GLADES QTIS Three-Year-Old
 BENCHMARK 65 Handicap - 1350m



19 April 2023 - 16:03

Track Rating: Good 4, Weather: Overcast, Rail Position: +4m Entire

Section	Overall	1200m	1000m	800m	600m	400m	200m
Section Times	1:21.82 [9] (0:11.18)	1:10.64 [3] (0:10.91)	0:59.73 [1] (0:11.48)	0:48.25 [1] (0:12.03)	0:36.22 [1] (0:12.06)	0:24.16 [2] (0:11.85)	0:12.31 [2] (0:12.31)
Average Speed [km/h]	48.3	66.4	63.0	60.0	59.8	60.8	58.3
Top Speed [km/h]	65.0	66.9	65.3	60.7	60.8	61.7	60.9
Avg. Dist. to Rail [m]	6.0	4.5	2.1	0.9	0.4	0.5	0.6
Avg. Stride Freq. [Hz]	2.4	2.5	2.4	2.3	2.4	2.4	2.4
Avg. Stride Length [m]	5.7	7.3	7.2	7.1	7.0	7.0	6.8



- [] Ranking at each section and finish
- .-.- No data available at this section
- NA No data available



Horse/Jockey Name	Hattusa
Final Rank	10
Fastest Section Time (Section)	0:11.27 (1200m)
Top Speed [km/h] (Section)	64.7 (1200m)
Race State	Finished



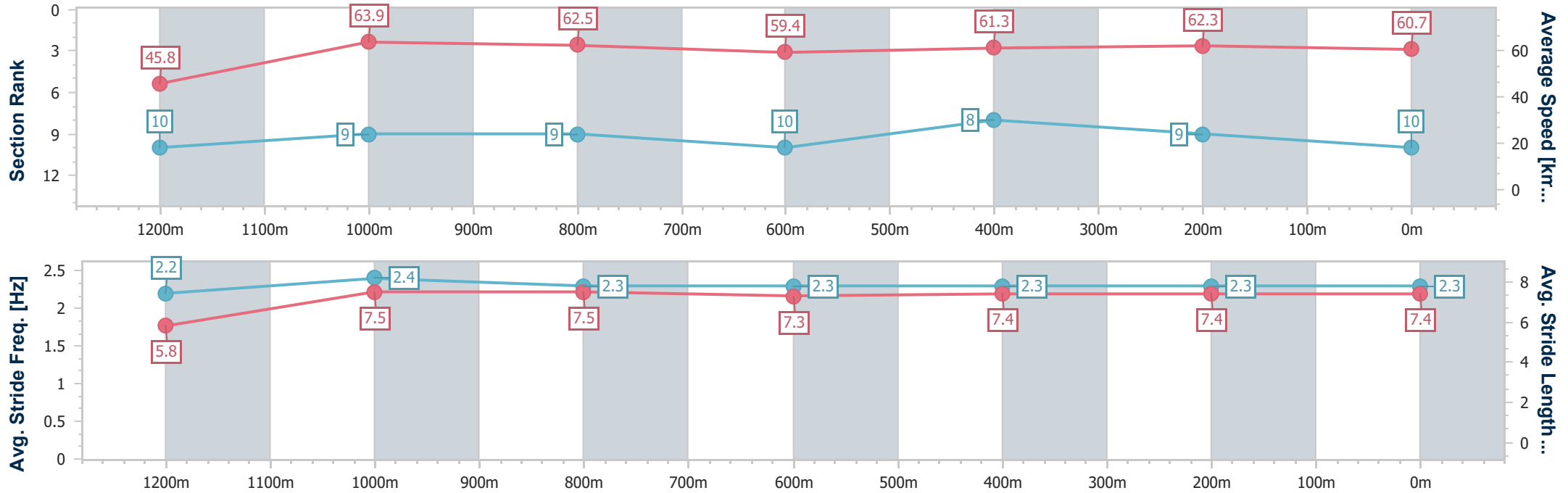
Ipswich QLD Professional
 Race 9: BOQ WINSTON GLADES QTIS Three-Year-Old
 BENCHMARK 65 Handicap - 1350m



19 April 2023 - 16:03

Track Rating: Good 4, Weather: Overcast, Rail Position: +4m Entire

Section	Overall	1200m	1000m	800m	600m	400m	200m
Section Times	1:21.91 [10] (0:11.82)	1:10.09 [10] (0:11.27)	0:58.82 [9] (0:11.50)	0:47.32 [9] (0:12.15)	0:35.17 [10] (0:11.78)	0:23.39 [8] (0:11.56)	0:11.83 [9] (0:11.83)
Average Speed [km/h]	45.8	63.9	62.5	59.4	61.3	62.3	60.7
Top Speed [km/h]	63.5	64.7	63.7	61.4	62.5	63.4	62.5
Avg. Dist. to Rail [m]	7.4	1.3	0.5	0.7	0.5	0.3	0.7
Avg. Stride Freq. [Hz]	2.2	2.4	2.3	2.3	2.3	2.3	2.3
Avg. Stride Length [m]	5.8	7.5	7.5	7.3	7.4	7.4	7.4



- [] Ranking at each section and finish
- .-.- No data available at this section
- NA No data available



Horse/Jockey Name	The Girl's Boy
Final Rank	11
Fastest Section Time (Section)	0:11.24 (1200m)
Top Speed [km/h] (Section)	65.3 (1200m)
Race State	Finished



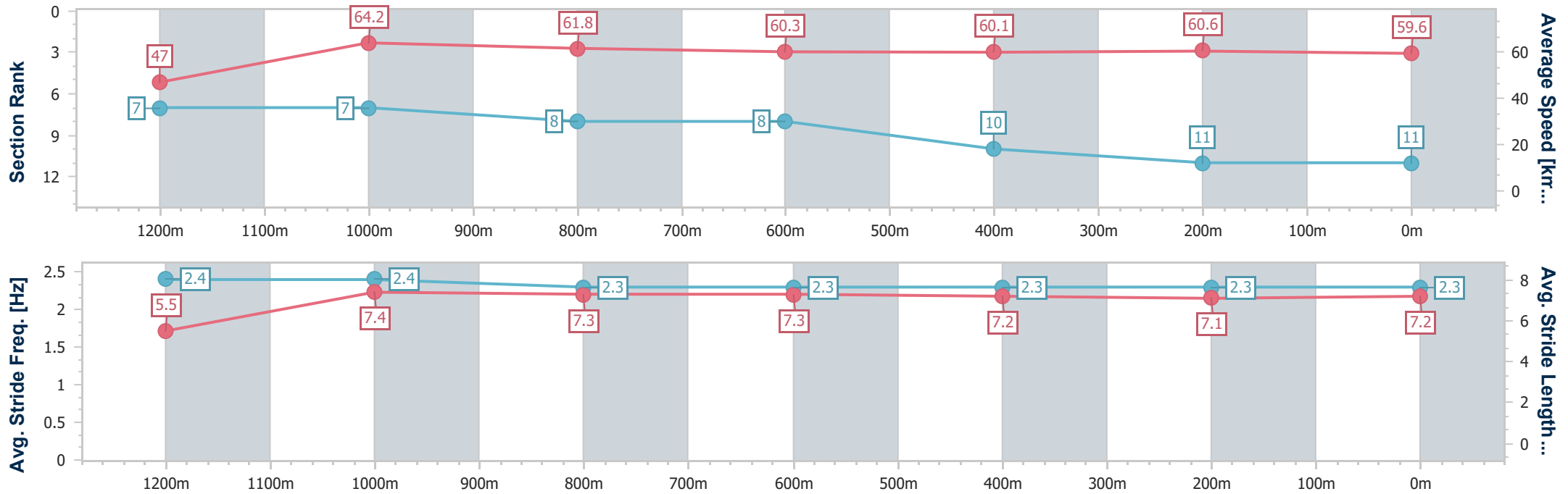
Ipswich QLD Professional
 Race 9: BOQ WINSTON GLADES QTIS Three-Year-Old
 BENCHMARK 65 Handicap - 1350m



19 April 2023 - 16:03

Track Rating: Good 4, Weather: Overcast, Rail Position: +4m Entire

Section	Overall	1200m	1000m	800m	600m	400m	200m
Section Times	1:22.71 [11] (0:11.49)	1:11.22 [7] (0:11.24)	0:59.98 [7] (0:11.70)	0:48.28 [8] (0:12.07)	0:36.21 [8] (0:12.12)	0:24.09 [10] (0:12.03)	0:12.06 [11] (0:12.06)
Average Speed [km/h]	47.0	64.2	61.8	60.3	60.1	60.6	59.6
Top Speed [km/h]	63.7	65.3	63.3	61.2	61.6	61.3	60.6
Avg. Dist. to Rail [m]	4.0	3.0	1.9	2.4	2.9	4.2	4.1
Avg. Stride Freq. [Hz]	2.4	2.4	2.3	2.3	2.3	2.3	2.3
Avg. Stride Length [m]	5.5	7.4	7.3	7.3	7.2	7.1	7.2



- [] Ranking at each section and finish
- .-.- No data available at this section
- NA No data available