



Ipswich QLD Professional

Race 8: ROSE JENSEN KENT LAWYERS BENCHMARK 70 Handicap - 800m

19 April 2023 - 15:29



Track Rating: Good 4, Weather: Overcast, Rail Position: +4m Entire

Section										Last 600m		
Field Times		Overall	600m	400m	200m							
		0:45.05 (0:12.94)	0:32.11 (0:10.49)	0:21.62 (0:10.70)	0:10.92 (0:10.92)						0:32.11	
Rank	TAB	Horse/Jockey	Barrier	Top Speed [km/h]	Fastest Section	Overall	600m	400m	200m	Margin	Last 600m	Distance Travelled [m]
1	7	THAWRA Ben Thompson	8	70.7 600m	0:10.49 600m	0:45.05 [1] (0:12.94)	0:32.11 [1] (0:10.49)	0:21.62 [2] (0:10.71)	0:10.91 [2] (0:10.91)	0:45.05	0:32.11	
2	1	ICED Cejay Graham	4	71.0 600m	0:10.27 600m	0:45.30 [2] (0:13.57)	0:31.73 [7] (0:10.27)	0:21.46 [6] (0:10.63)	0:10.83 [4] (0:10.83)	1.3L	0:31.73	-5
3	3	CHARLIE SPHENE Georgina Cartwright	2	72.8 600m	0:10.32 600m	0:45.35 [3] (0:13.12)	0:32.23 [2] (0:10.32)	0:21.91 [1] (0:10.69)	0:11.22 [1] (0:11.22)	1.5L	0:32.23	-1
4	4	TROPICS James Orman	1	71.9 600m	0:10.21 600m	0:45.38 [4] (0:13.27)	0:32.11 [5] (0:10.21)	0:21.90 [3] (0:10.72)	0:11.18 [3] (0:11.18)	1.7L	0:32.11	-6
5	5	SHINSHINTO Corey Bayliss	7	70.7 600m	0:10.46 600m	0:45.47 [5] (0:13.30)	0:32.17 [6] (0:10.46)	0:21.71 [4] (0:10.78)	0:10.93 [5] (0:10.93)	2.2L	0:32.17	-1
6	2	THE BILLIONAIRE Paul Hammersley	9	71.7 600m	0:10.36 600m	0:45.62 [6] (0:13.77)	0:31.85 [8] (0:10.36)	0:21.49 [9] (0:10.67)	0:10.82 [7] (0:10.82)	3L	0:31.85	-3
7	8	DEEP STATE Morgan Butler	5	74.0 600m	0:10.13 600m	0:45.79 [7] (0:13.82)	0:31.97 [9] (0:10.13)	0:21.84 [8] (0:10.89)	0:10.95 [9] (0:10.95)	4L	0:31.97	-5
8	9	MARCH FORWARD Tiffani Brooker	3	70.0 600m	0:10.67 600m	0:45.95 [8] (0:13.16)	0:32.79 [3] (0:10.67)	0:22.12 [5] (0:10.83)	0:11.29 [6] (0:11.29)	4.8L	0:32.79	-4
9	6	LUCIFER'S LOOT Taylor Marshall	6	69.3 Overall	0:10.62 600m	0:46.13 [9] (0:13.24)	0:32.89 [4] (0:10.62)	0:22.27 [7] (0:10.92)	0:11.35 [8] (0:11.35)	5.8L	0:32.89	-2



Horse/Jockey Name	Thawra
Final Rank	1
Fastest Section Time (Section)	0:10.49 (600m)
Top Speed [km/h] (Section)	70.7 (600m)
Race State	Finished

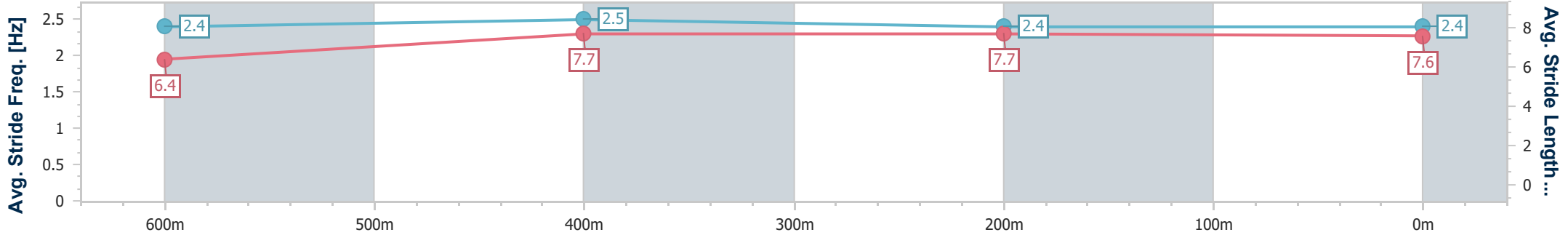
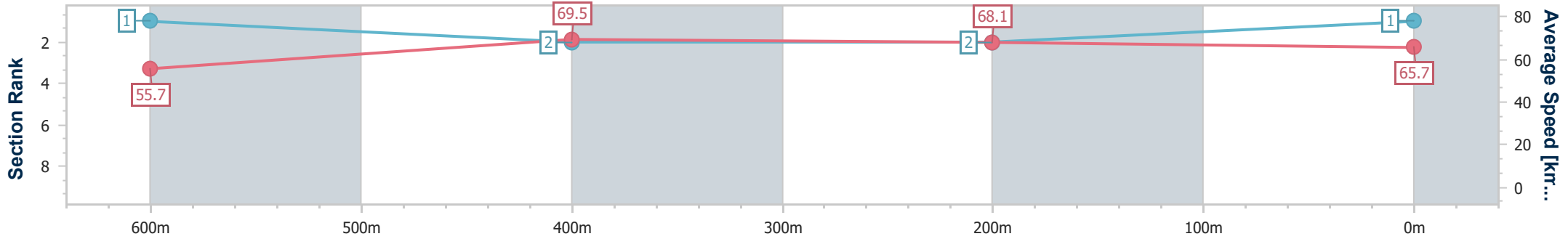


Ipswich QLD Professional
 Race 8: ROSE JENSEN KENT LAWYERS BENCHMARK 70
 Handicap - 800m
 19 April 2023 - 15:29



Track Rating: Good 4, Weather: Overcast, Rail Position: +4m Entire

Section	Overall	600m	400m	200m
Section Times	0:45.05 [1] (0:12.94)	0:32.11 [1] (0:10.49)	0:21.62 [2] (0:10.71)	0:10.91 [2] (0:10.91)
Average Speed [km/h]	55.7	69.5	68.1	65.7
Top Speed [km/h]	70.6	70.7	68.6	67.9
Avg. Dist. to Rail [m]	9.5	4.8	3.8	5.6
Avg. Stride Freq. [Hz]	2.4	2.5	2.4	2.4
Avg. Stride Length [m]	6.4	7.7	7.7	7.6



- [] Ranking at each section and finish
- .-.- No data available at this section
- NA No data available



Horse/Jockey Name	Iced
Final Rank	2
Fastest Section Time (Section)	0:10.27 (600m)
Top Speed [km/h] (Section)	71.0 (600m)
Race State	Finished

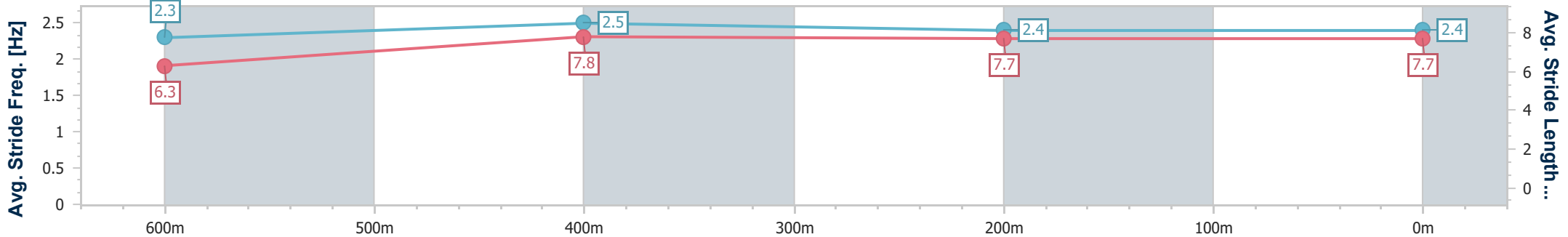
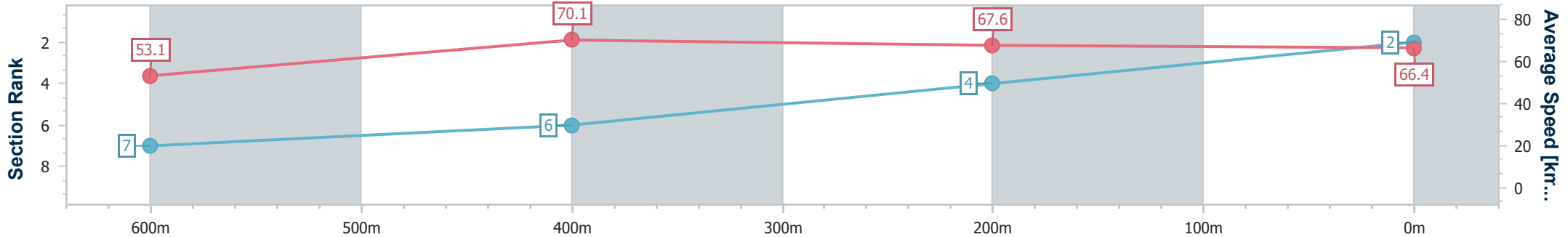


Ipswich QLD Professional
 Race 8: ROSE JENSEN KENT LAWYERS BENCHMARK 70
 Handicap - 800m
 19 April 2023 - 15:29



Track Rating: Good 4, Weather: Overcast, Rail Position: +4m Entire

Section	Overall	600m	400m	200m
Section Times	0:45.30 [2] (0:13.57)	0:31.73 [7] (0:10.27)	0:21.46 [6] (0:10.63)	0:10.83 [4] (0:10.83)
Average Speed [km/h]	53.1	70.1	67.6	66.4
Top Speed [km/h]	70.8	71.0	68.4	67.9
Avg. Dist. to Rail [m]	4.3	0.7	0.4	1.9
Avg. Stride Freq. [Hz]	2.3	2.5	2.4	2.4
Avg. Stride Length [m]	6.3	7.8	7.7	7.7



- [] Ranking at each section and finish
- .-.- No data available at this section
- NA No data available



Horse/Jockey Name	Charlie Sphene
Final Rank	3
Fastest Section Time (Section)	0:10.32 (600m)
Top Speed [km/h] (Section)	72.8 (600m)
Race State	Finished

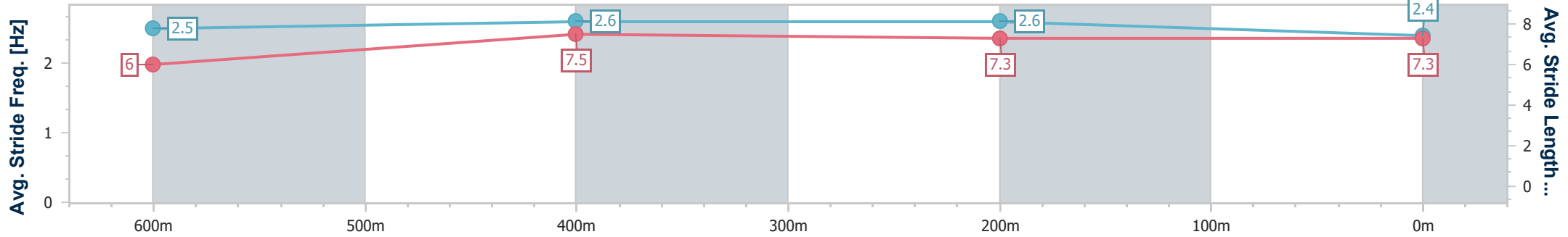
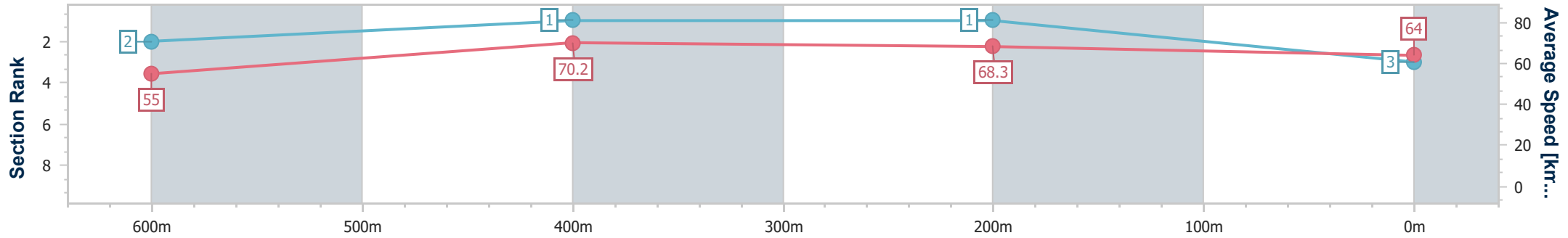


Ipswich QLD Professional
 Race 8: ROSE JENSEN KENT LAWYERS BENCHMARK 70
 Handicap - 800m
 19 April 2023 - 15:29



Track Rating: Good 4, Weather: Overcast, Rail Position: +4m Entire

Section	Overall	600m	400m	200m
Section Times	0:45.35 [3] (0:13.12)	0:32.23 [2] (0:10.32)	0:21.91 [1] (0:10.69)	0:11.22 [1] (0:11.22)
Average Speed [km/h]	55.0	70.2	68.3	64.0
Top Speed [km/h]	71.9	72.8	69.4	68.7
Avg. Dist. to Rail [m]	4.6	2.3	4.2	4.4
Avg. Stride Freq. [Hz]	2.5	2.6	2.6	2.4
Avg. Stride Length [m]	6.0	7.5	7.3	7.3



- [] Ranking at each section and finish
- .-.- No data available at this section
- NA No data available



Horse/Jockey Name	Tropics
Final Rank	4
Fastest Section Time (Section)	0:10.21 (600m)
Top Speed [km/h] (Section)	71.9 (600m)
Race State	Finished

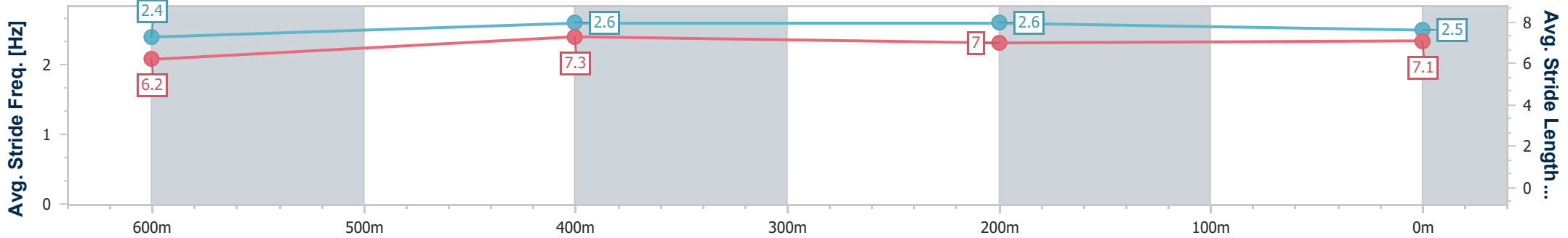
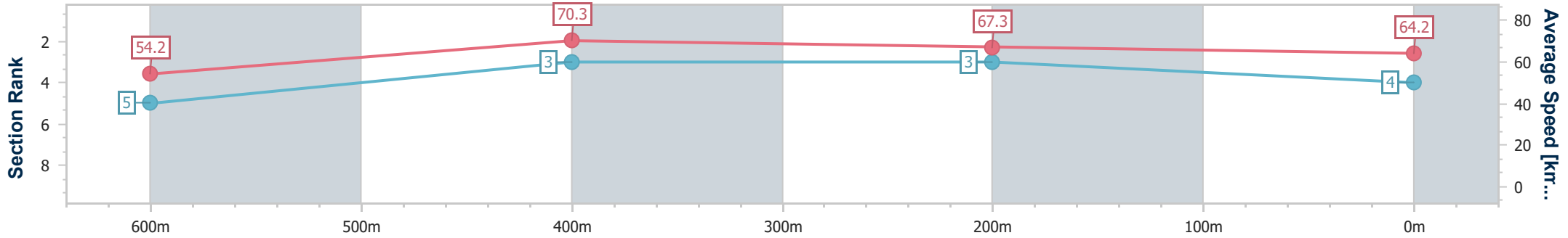


Ipswich QLD Professional
 Race 8: ROSE JENSEN KENT LAWYERS BENCHMARK 70
 Handicap - 800m
 19 April 2023 - 15:29



Track Rating: Good 4, Weather: Overcast, Rail Position: +4m Entire

Section	Overall	600m	400m	200m
Section Times	0:45.38 [4] (0:13.27)	0:32.11 [5] (0:10.21)	0:21.90 [3] (0:10.72)	0:11.18 [3] (0:11.18)
Average Speed [km/h]	54.2	70.3	67.3	64.2
Top Speed [km/h]	71.9	71.9	68.1	67.0
Avg. Dist. to Rail [m]	1.7	0.7	0.6	0.5
Avg. Stride Freq. [Hz]	2.4	2.6	2.6	2.5
Avg. Stride Length [m]	6.2	7.3	7.0	7.1



- [] Ranking at each section and finish
- .-.- No data available at this section
- NA No data available



Horse/Jockey Name	Shinshinto
Final Rank	5
Fastest Section Time (Section)	0:10.46 (600m)
Top Speed [km/h] (Section)	70.7 (600m)
Race State	Finished

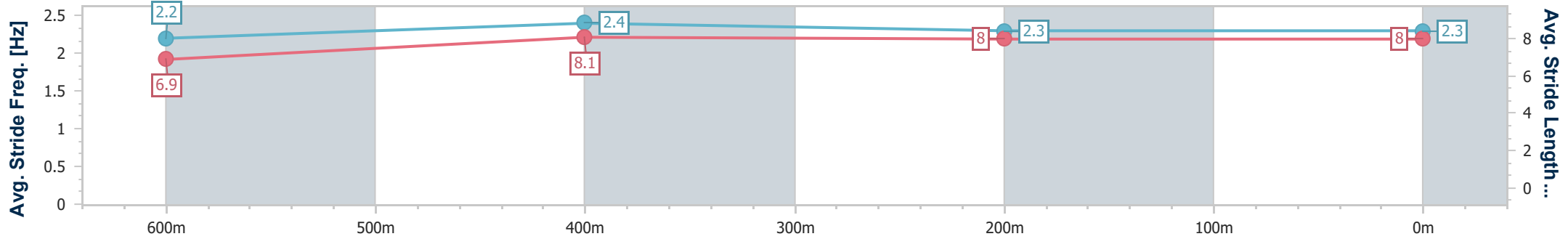
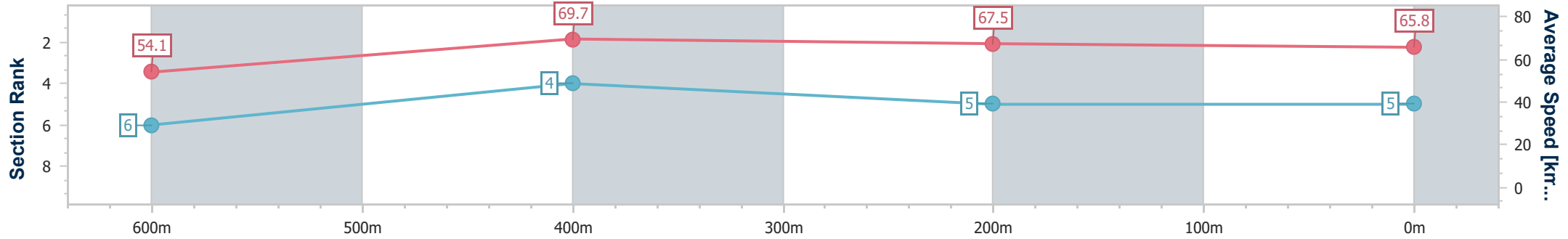


Ipswich QLD Professional
 Race 8: ROSE JENSEN KENT LAWYERS BENCHMARK 70
 Handicap - 800m
 19 April 2023 - 15:29



Track Rating: Good 4, Weather: Overcast, Rail Position: +4m Entire

Section	Overall	600m	400m	200m
Section Times	0:45.47 [5] (0:13.30)	0:32.17 [6] (0:10.46)	0:21.71 [4] (0:10.78)	0:10.93 [5] (0:10.93)
Average Speed [km/h]	54.1	69.7	67.5	65.8
Top Speed [km/h]	69.2	70.7	68.1	67.3
Avg. Dist. to Rail [m]	7.9	4.2	4.0	6.4
Avg. Stride Freq. [Hz]	2.2	2.4	2.3	2.3
Avg. Stride Length [m]	6.9	8.1	8.0	8.0



- [] Ranking at each section and finish
- .-.- No data available at this section
- NA No data available



Horse/Jockey Name	The Billionaire
Final Rank	6
Fastest Section Time (Section)	0:10.36 (600m)
Top Speed [km/h] (Section)	71.7 (600m)
Race State	Finished

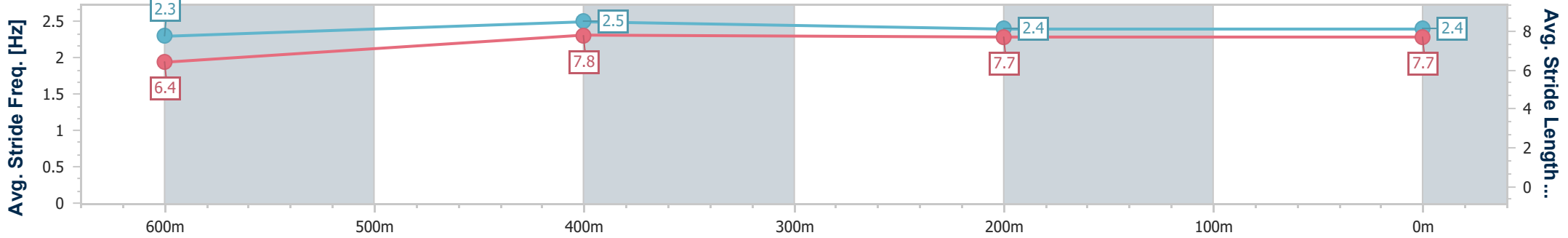
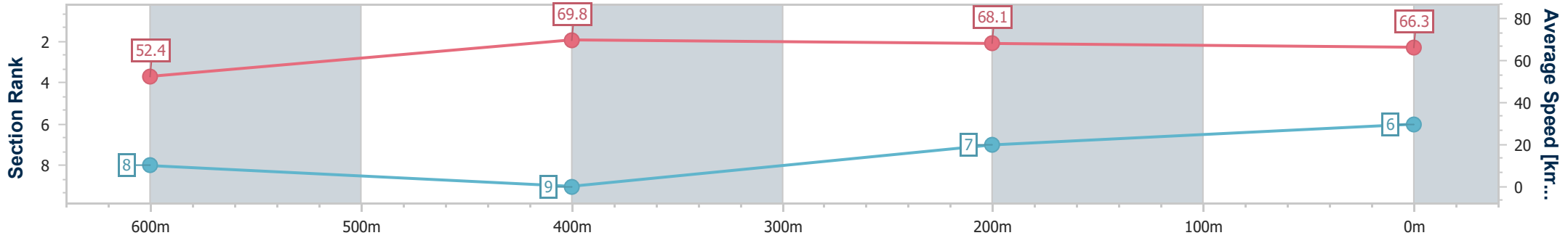


Ipswich QLD Professional
 Race 8: ROSE JENSEN KENT LAWYERS BENCHMARK 70
 Handicap - 800m
 19 April 2023 - 15:29



Track Rating: Good 4, Weather: Overcast, Rail Position: +4m Entire

Section	Overall	600m	400m	200m
Section Times	0:45.62 [6] (0:13.77)	0:31.85 [8] (0:10.36)	0:21.49 [9] (0:10.67)	0:10.82 [7] (0:10.82)
Average Speed [km/h]	52.4	69.8	68.1	66.3
Top Speed [km/h]	69.6	71.7	69.3	69.0
Avg. Dist. to Rail [m]	8.0	2.4	3.3	7.3
Avg. Stride Freq. [Hz]	2.3	2.5	2.4	2.4
Avg. Stride Length [m]	6.4	7.8	7.7	7.7



- [] Ranking at each section and finish
- .-.- No data available at this section
- NA No data available



Horse/Jockey Name	Deep State
Final Rank	7
Fastest Section Time (Section)	0:10.13 (600m)
Top Speed [km/h] (Section)	74.0 (600m)
Race State	Finished

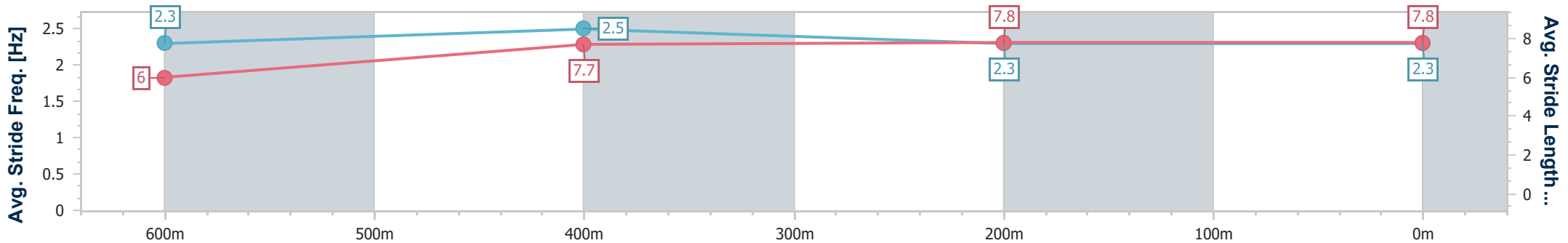
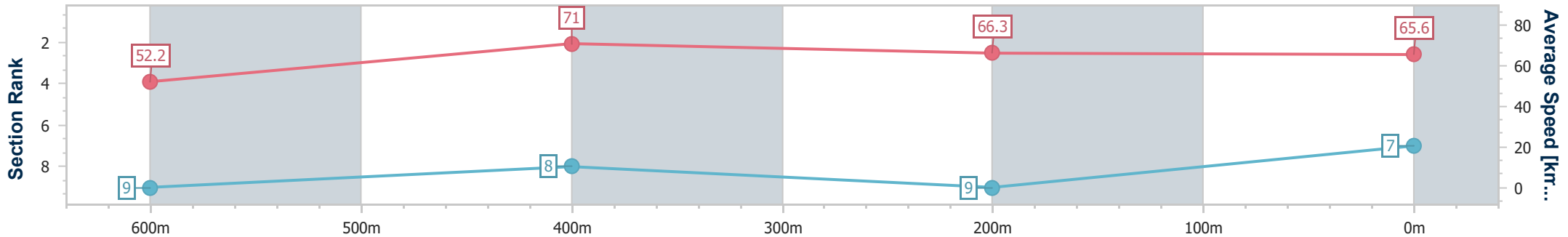


Ipswich QLD Professional
 Race 8: ROSE JENSEN KENT LAWYERS BENCHMARK 70
 Handicap - 800m
 19 April 2023 - 15:29



Track Rating: Good 4, Weather: Overcast, Rail Position: +4m Entire

Section	Overall	600m	400m	200m
Section Times	0:45.79 [7] (0:13.82)	0:31.97 [9] (0:10.13)	0:21.84 [8] (0:10.89)	0:10.95 [9] (0:10.95)
Average Speed [km/h]	52.2	71.0	66.3	65.6
Top Speed [km/h]	73.0	74.0	67.8	66.8
Avg. Dist. to Rail [m]	5.5	1.3	0.7	0.3
Avg. Stride Freq. [Hz]	2.3	2.5	2.3	2.3
Avg. Stride Length [m]	6.0	7.7	7.8	7.8



- [] Ranking at each section and finish
- .-.- No data available at this section
- NA No data available



Horse/Jockey Name	March Forward
Final Rank	8
Fastest Section Time (Section)	0:10.67 (600m)
Top Speed [km/h] (Section)	70.0 (600m)
Race State	Finished

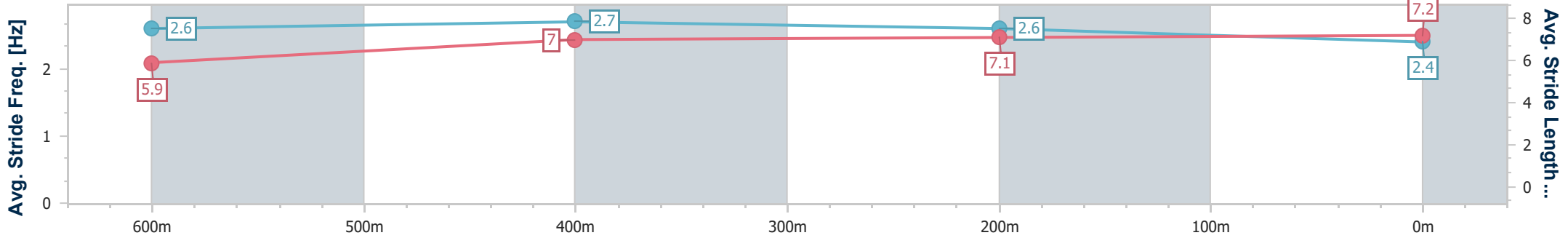
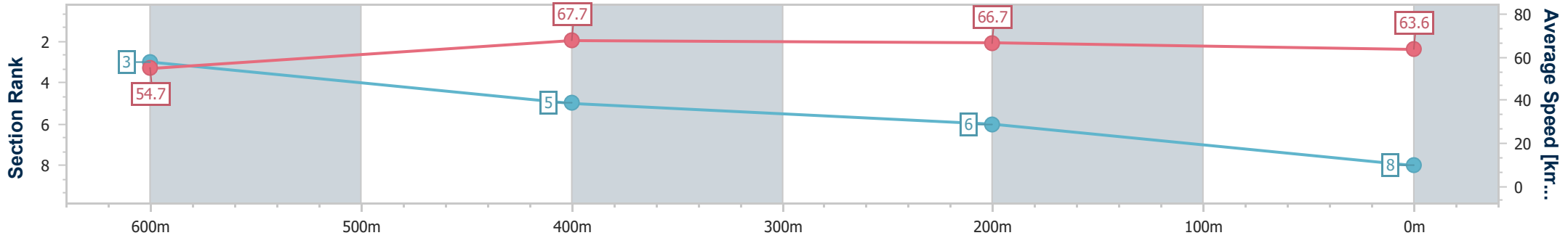


Ipswich QLD Professional
 Race 8: ROSE JENSEN KENT LAWYERS BENCHMARK 70
 Handicap - 800m
 19 April 2023 - 15:29



Track Rating: Good 4, Weather: Overcast, Rail Position: +4m Entire

Section	Overall	600m	400m	200m
Section Times	0:45.95 [8] (0:13.16)	0:32.79 [3] (0:10.67)	0:22.12 [5] (0:10.83)	0:11.29 [6] (0:11.29)
Average Speed [km/h]	54.7	67.7	66.7	63.6
Top Speed [km/h]	69.4	70.0	67.5	67.3
Avg. Dist. to Rail [m]	5.6	2.0	1.7	3.6
Avg. Stride Freq. [Hz]	2.6	2.7	2.6	2.4
Avg. Stride Length [m]	5.9	7.0	7.1	7.2



- [] Ranking at each section and finish
- .-.- No data available at this section
- NA No data available



Horse/Jockey Name	Lucifer's Loot
Final Rank	9
Fastest Section Time (Section)	0:10.62 (600m)
Top Speed [km/h] (Section)	69.3 (Overall)
Race State	Finished

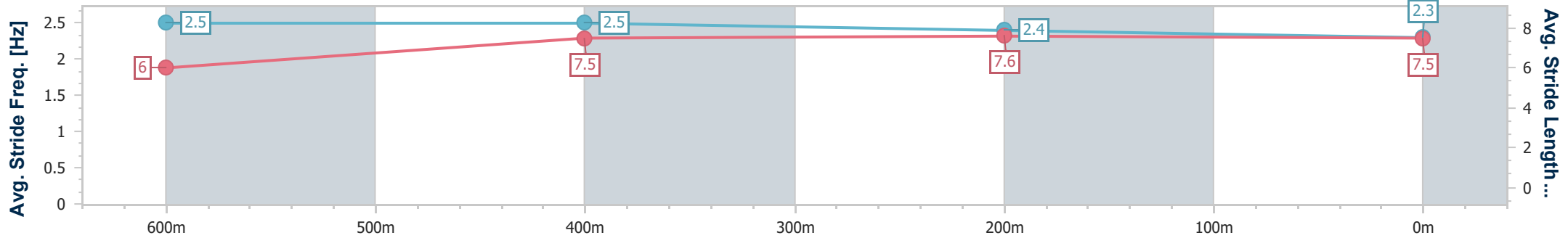
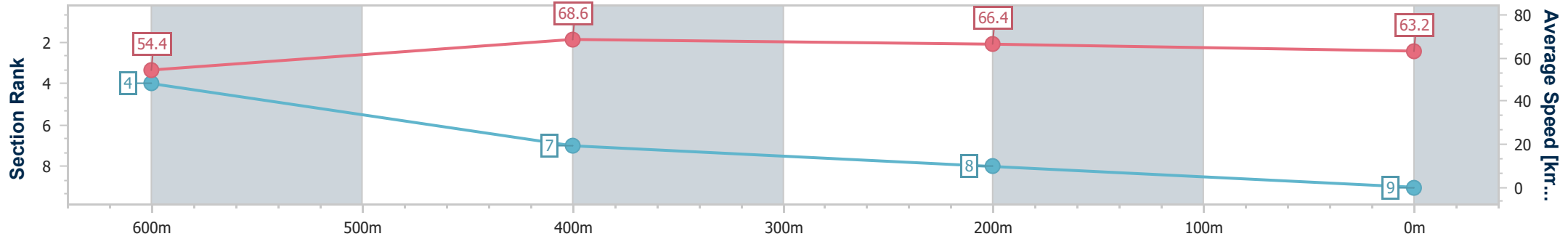


Ipswich QLD Professional
 Race 8: ROSE JENSEN KENT LAWYERS BENCHMARK 70
 Handicap - 800m
 19 April 2023 - 15:29



Track Rating: Good 4, Weather: Overcast, Rail Position: +4m Entire

Section	Overall	600m	400m	200m
Section Times	0:46.13 [9] (0:13.24)	0:32.89 [4] (0:10.62)	0:22.27 [7] (0:10.92)	0:11.35 [8] (0:11.35)
Average Speed [km/h]	54.4	68.6	66.4	63.2
Top Speed [km/h]	69.3	69.0	67.5	65.3
Avg. Dist. to Rail [m]	8.5	4.2	2.3	4.0
Avg. Stride Freq. [Hz]	2.5	2.5	2.4	2.3
Avg. Stride Length [m]	6.0	7.5	7.6	7.5



- [] Ranking at each section and finish
- .-.- No data available at this section
- NA No data available