



Ipswich QLD Professional
Race 1: TAB IPSWICH CUP TICKETS ON SALE QTIS Two-Year-Old
Maiden Plate - 1100m
19 April 2023 - 11:25



Track Rating: Good 4, Weather: Overcast, Rail Position: +4m Entire

Section												Last 600m		
Field Times		Overall	1000m	800m	600m	400m	200m						0:34.59	
		1:04.05 (0:08.16)	0:55.89 (0:10.39)	0:45.50 (0:10.91)	0:34.59 (0:11.31)	0:23.28 (0:11.86)	0:11.42 (0:11.42)							
Rank	TAB	Horse/Jockey	Barrier	Top Speed [km/h]	Fastest Section							Margin	Distance Travelled [m]	
1	1	CIFRADO Boris Thornton	9	69.6	0:08.62	1:04.05 [1] (0:08.62)	0:55.43 [9] (0:10.94)	0:44.49 [9] (0:10.76)	0:33.73 [9] (0:11.29)	0:22.44 [8] (0:11.55)	0:10.89 [5] (0:10.89)	1:04.05	0:33.73	
2	4	MURAKAMI Ryan Maloney	6	68.5	0:08.35	1:04.87 [2] (0:08.35)	0:56.52 [4] (0:10.62)	0:45.90 [4] (0:10.96)	0:34.94 [5] (0:11.39)	0:23.55 [4] (0:11.70)	0:11.85 [2] (0:11.85)	4.8L	0:34.94	-2
3	3	HEROIC EAGLE Justin Stanley	4	68.9	0:08.32	1:04.94 [3] (0:08.32)	0:56.62 [3] (0:10.61)	0:46.01 [3] (0:10.97)	0:35.04 [4] (0:11.43)	0:23.61 [3] (0:11.73)	0:11.88 [3] (0:11.88)	5.1L	0:35.04	-3
4	5	THE LUCKY ALIEN Samantha Collett	1	70.2	0:08.16	1:04.97 [4] (0:08.16)	0:56.81 [1] (0:10.39)	0:46.42 [1] (0:10.91)	0:35.51 [1] (0:11.31)	0:24.20 [1] (0:11.86)	0:12.34 [1] (0:12.34)	5.3L	0:35.51	-2
5	6	CYBERWARS Taylor Marshall	2	67.7	0:08.58	1:05.54 [5] (0:08.58)	0:56.96 [8] (0:10.72)	0:46.24 [7] (0:10.87)	0:35.37 [7] (0:11.38)	0:23.99 [7] (0:11.89)	0:12.10 [6] (0:12.10)	8.6L	0:35.37	-5
6	9	THE LITTLE SPARROW Jim Byrne	5	68.8	0:08.53	1:05.67 [6] (0:08.53)	0:57.14 [6] (0:10.90)	0:46.24 [8] (0:10.76)	0:35.48 [8] (0:11.25)	0:24.23 [6] (0:11.94)	0:12.29 [7] (0:12.29)	9.4L	0:35.48	+4
7	2	GOLDEN IMAGE Brodie Loy	7	69.7	0:08.27	1:06.05 [7] (0:08.27)	0:57.78 [2] (0:10.48)	0:47.30 [2] (0:11.04)	0:36.26 [2] (0:11.43)	0:24.83 [2] (0:11.92)	0:12.91 [4] (0:12.91)	11.7L	0:36.26	-3
8	7	HINATA Ben Thompson	8	69.1	0:08.40	1:06.13 [8] (0:08.40)	0:57.73 [5] (0:10.57)	0:47.16 [5] (0:10.84)	0:36.32 [3] (0:11.50)	0:24.82 [5] (0:12.20)	0:12.62 [8] (0:12.62)	12.1L	0:36.32	-1
9	8	SEND THE MONEY Luke Tarrant	3	68.5	0:08.54	1:06.29 [9] (0:08.54)	0:57.75 [7] (0:10.72)	0:47.03 [6] (0:10.81)	0:36.22 [6] (0:11.46)	0:24.76 [9] (0:12.24)	0:12.52 [9] (0:12.52)	12.9L	0:36.22	+1

[] Ranking at each section and finish
 -:-:- No data available at this section
 NA No data available

SCN Saddle cloth number
 DNF Did not finish
 DNT Did not track



Horse/Jockey Name	Cifrado
Final Rank	1
Fastest Section Time (Section)	0:08.62 (Overall)
Top Speed [km/h] (Section)	69.6 (1000m)
Race State	Finished



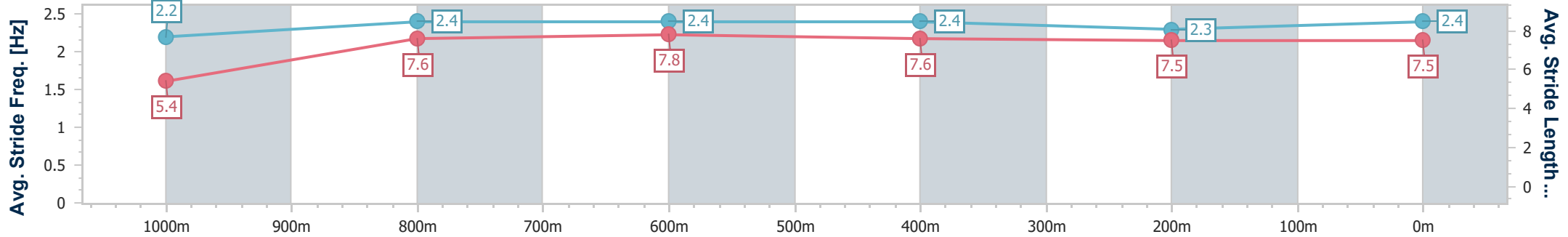
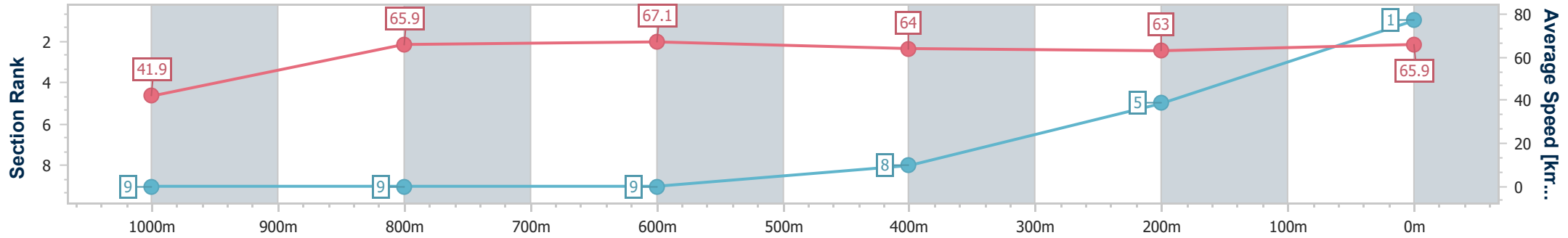
Ipswich QLD Professional
 Race 1: TAB IPSWICH CUP TICKETS ON SALE QTIS Two-Year-Old Maiden Plate - 1100m



19 April 2023 - 11:25

Track Rating: Good 4, Weather: Overcast, Rail Position: +4m Entire

Section	Overall	1000m	800m	600m	400m	200m
Section Times	1:04.05 [1] (0:08.62)	0:55.43 [9] (0:10.94)	0:44.49 [9] (0:10.76)	0:33.73 [9] (0:11.29)	0:22.44 [8] (0:11.55)	0:10.89 [5] (0:10.89)
Average Speed [km/h]	41.9	65.9	67.1	64.0	63.0	65.9
Top Speed [km/h]	61.4	69.6	69.4	65.6	66.7	67.1
Avg. Dist. to Rail [m]	10.7	2.0	0.7	1.3	3.0	3.4
Avg. Stride Freq. [Hz]	2.2	2.4	2.4	2.4	2.3	2.4
Avg. Stride Length [m]	5.4	7.6	7.8	7.6	7.5	7.5



- [] Ranking at each section and finish
- .-.- No data available at this section
- NA No data available



Horse/Jockey Name	Murakami
Final Rank	2
Fastest Section Time (Section)	0:08.35 (Overall)
Top Speed [km/h] (Section)	68.5 (1000m)
Race State	Finished



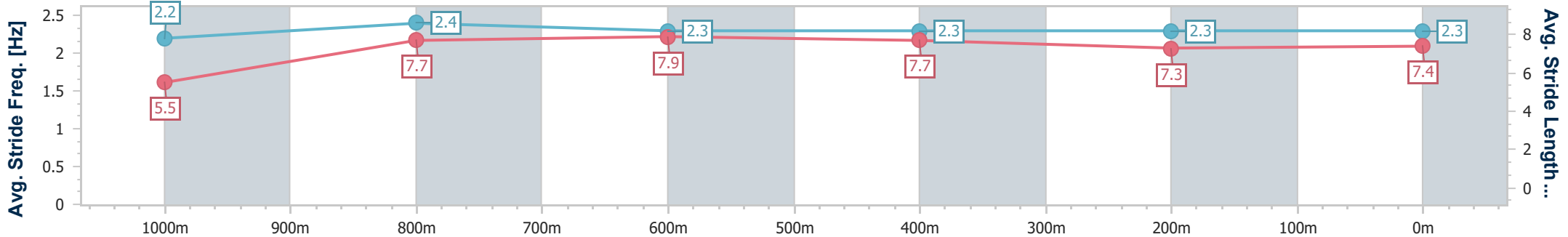
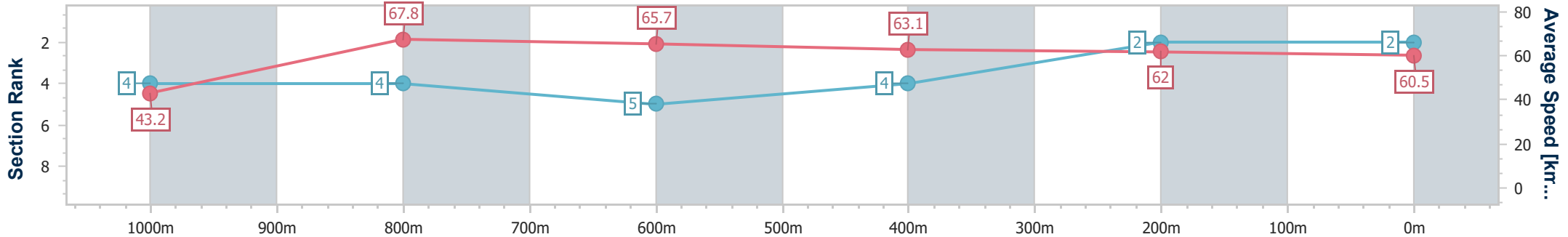
Ipswich QLD Professional
 Race 1: TAB IPSWICH CUP TICKETS ON SALE QTIS Two-Year-
 Old Maiden Plate - 1100m



19 April 2023 - 11:25

Track Rating: Good 4, Weather: Overcast, Rail Position: +4m Entire

Section	Overall	1000m	800m	600m	400m	200m
Section Times	1:04.87 [2] (0:08.35)	0:56.52 [4] (0:10.62)	0:45.90 [4] (0:10.96)	0:34.94 [5] (0:11.39)	0:23.55 [4] (0:11.70)	0:11.85 [2] (0:11.85)
Average Speed [km/h]	43.2	67.8	65.7	63.1	62.0	60.5
Top Speed [km/h]	65.1	68.5	67.8	64.3	63.3	61.9
Avg. Dist. to Rail [m]	7.3	1.3	0.4	0.8	2.7	3.1
Avg. Stride Freq. [Hz]	2.2	2.4	2.3	2.3	2.3	2.3
Avg. Stride Length [m]	5.5	7.7	7.9	7.7	7.3	7.4



- [] Ranking at each section and finish
- .-.- No data available at this section
- NA No data available



Horse/Jockey Name	Heroic Eagle
Final Rank	3
Fastest Section Time (Section)	0:08.32 (Overall)
Top Speed [km/h] (Section)	68.9 (1000m)
Race State	Finished



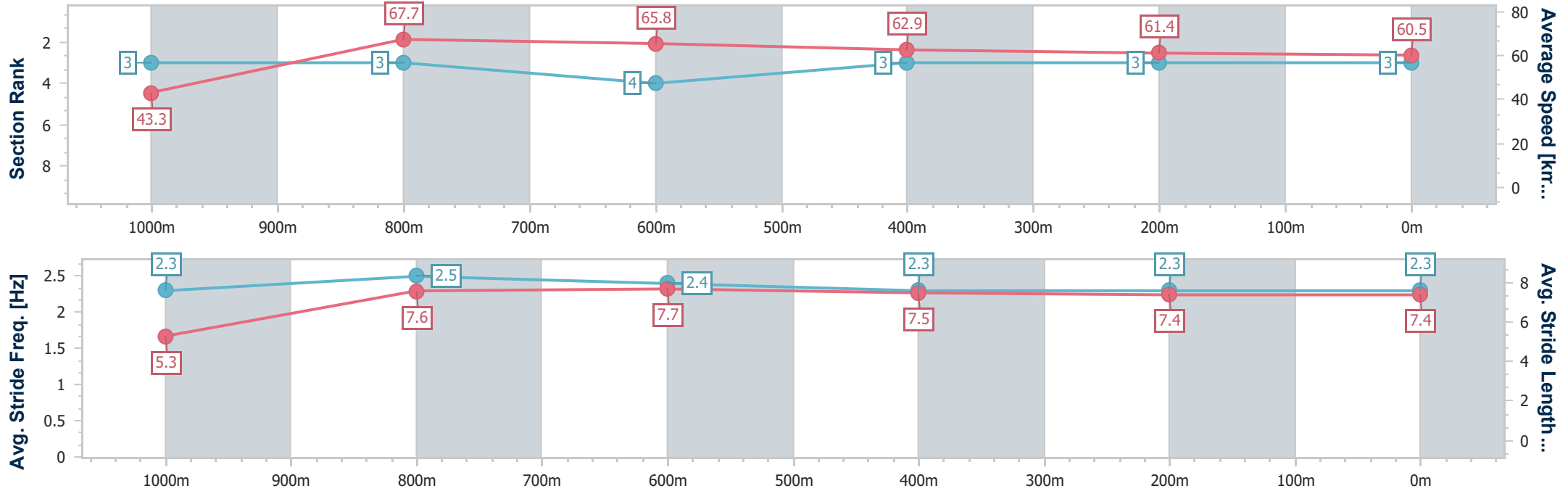
Ipswich QLD Professional
 Race 1: TAB IPSWICH CUP TICKETS ON SALE QTIS Two-Year-
 Old Maiden Plate - 1100m



19 April 2023 - 11:25

Track Rating: Good 4, Weather: Overcast, Rail Position: +4m Entire

Section	Overall	1000m	800m	600m	400m	200m
Section Times	1:04.94 [3] (0:08.32)	0:56.62 [3] (0:10.61)	0:46.01 [3] (0:10.97)	0:35.04 [4] (0:11.43)	0:23.61 [3] (0:11.73)	0:11.88 [3] (0:11.88)
Average Speed [km/h]	43.3	67.7	65.8	62.9	61.4	60.5
Top Speed [km/h]	64.9	68.9	66.9	65.0	62.1	61.5
Avg. Dist. to Rail [m]	4.7	1.1	0.4	0.5	0.6	1.0
Avg. Stride Freq. [Hz]	2.3	2.5	2.4	2.3	2.3	2.3
Avg. Stride Length [m]	5.3	7.6	7.7	7.5	7.4	7.4



- [] Ranking at each section and finish
- .-.- No data available at this section
- NA No data available



Horse/Jockey Name	The Lucky Alien
Final Rank	4
Fastest Section Time (Section)	0:08.16 (Overall)
Top Speed [km/h] (Section)	70.2 (1000m)
Race State	Finished



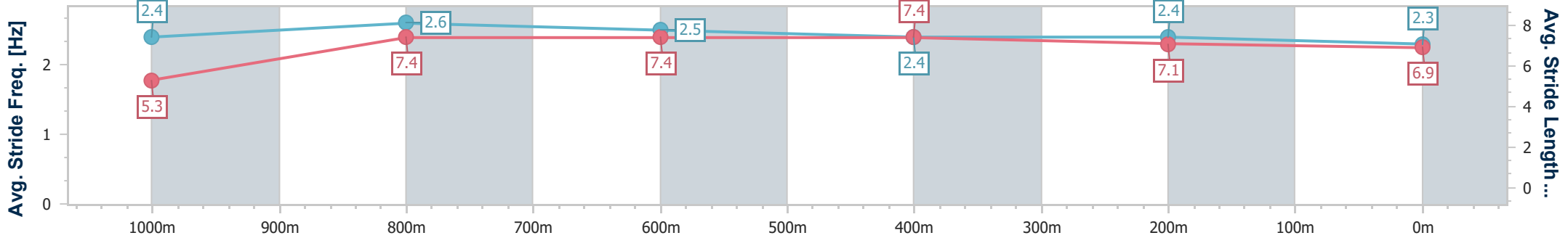
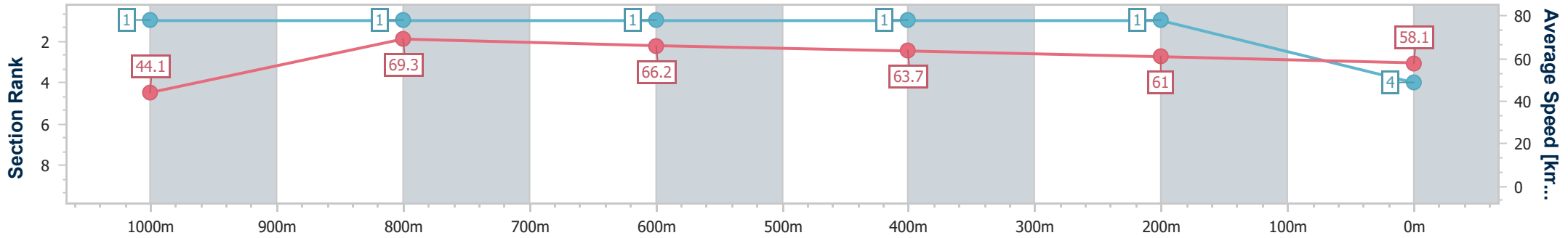
Ipswich QLD Professional
 Race 1: TAB IPSWICH CUP TICKETS ON SALE QTIS Two-Year-Old Maiden Plate - 1100m



19 April 2023 - 11:25

Track Rating: Good 4, Weather: Overcast, Rail Position: +4m Entire

Section	Overall	1000m	800m	600m	400m	200m
Section Times	1:04.97 [4] (0:08.16)	0:56.81 [1] (0:10.39)	0:46.42 [1] (0:10.91)	0:35.51 [1] (0:11.31)	0:24.20 [1] (0:11.86)	0:12.34 [1] (0:12.34)
Average Speed [km/h]	44.1	69.3	66.2	63.7	61.0	58.1
Top Speed [km/h]	66.2	70.2	68.7	65.3	63.0	60.4
Avg. Dist. to Rail [m]	1.6	0.5	0.8	0.4	1.2	1.0
Avg. Stride Freq. [Hz]	2.4	2.6	2.5	2.4	2.4	2.3
Avg. Stride Length [m]	5.3	7.4	7.4	7.4	7.1	6.9



- [] Ranking at each section and finish
- .-.- No data available at this section
- NA No data available



Horse/Jockey Name	Cyberwars
Final Rank	5
Fastest Section Time (Section)	0:08.58 (Overall)
Top Speed [km/h] (Section)	67.7 (1000m)
Race State	Finished



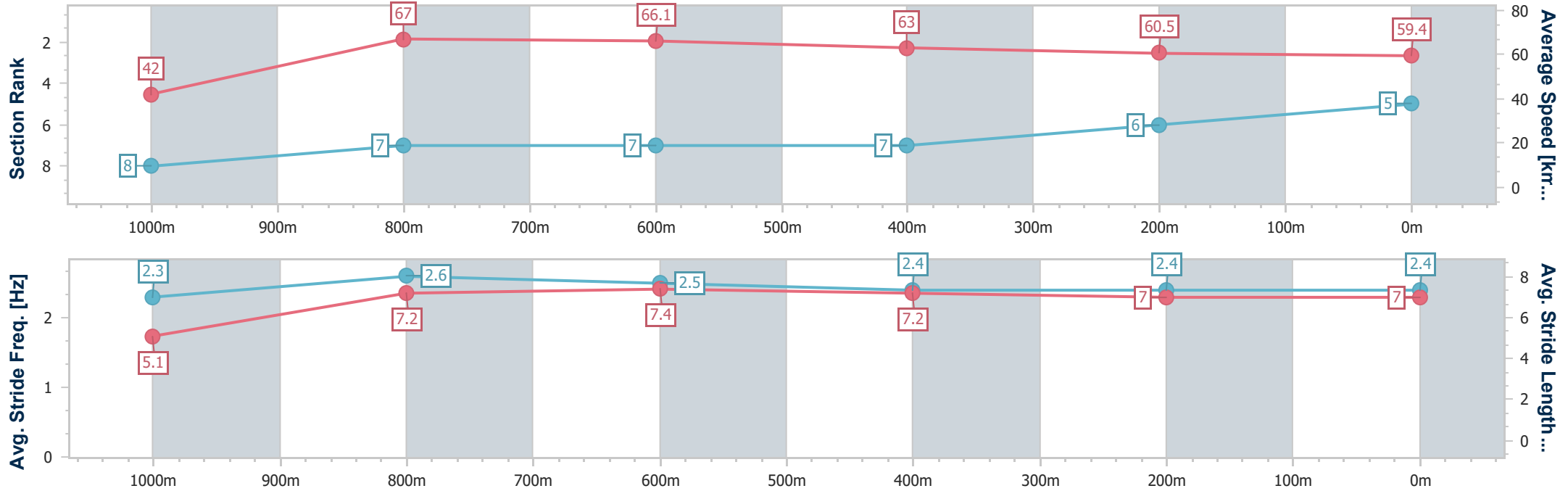
Ipswich QLD Professional
 Race 1: TAB IPSWICH CUP TICKETS ON SALE QTIS Two-Year-Old Maiden Plate - 1100m



19 April 2023 - 11:25

Track Rating: Good 4, Weather: Overcast, Rail Position: +4m Entire

Section	Overall	1000m	800m	600m	400m	200m
Section Times	1:05.54 [5] (0:08.58)	0:56.96 [8] (0:10.72)	0:46.24 [7] (0:10.87)	0:35.37 [7] (0:11.38)	0:23.99 [7] (0:11.89)	0:12.10 [6] (0:12.10)
Average Speed [km/h]	42.0	67.0	66.1	63.0	60.5	59.4
Top Speed [km/h]	64.5	67.7	67.5	64.5	61.4	60.9
Avg. Dist. to Rail [m]	3.7	0.7	0.6	1.2	0.7	1.6
Avg. Stride Freq. [Hz]	2.3	2.6	2.5	2.4	2.4	2.4
Avg. Stride Length [m]	5.1	7.2	7.4	7.2	7.0	7.0



- [] Ranking at each section and finish
- .-.- No data available at this section
- NA No data available



Horse/Jockey Name	The Little Sparrow
Final Rank	6
Fastest Section Time (Section)	0:08.53 (Overall)
Top Speed [km/h] (Section)	68.8 (800m)
Race State	Finished



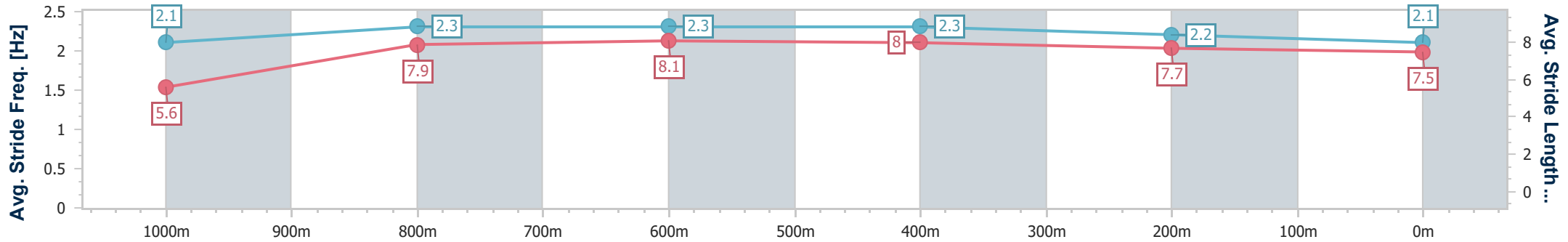
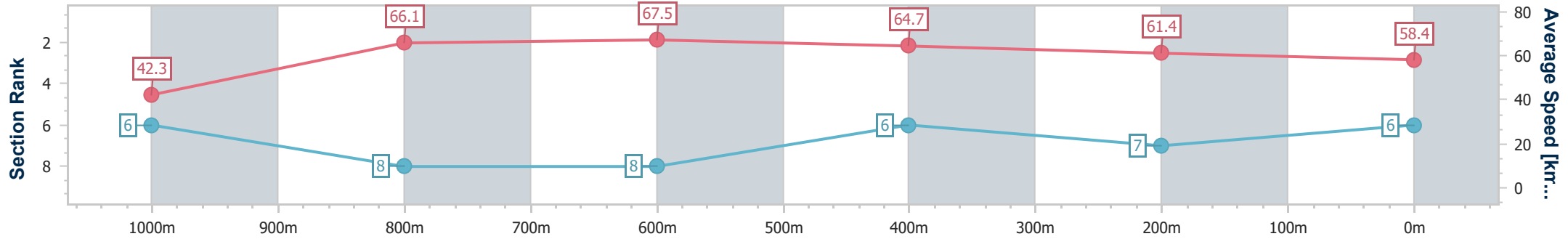
Ipswich QLD Professional
 Race 1: TAB IPSWICH CUP TICKETS ON SALE QTIS Two-Year-Old Maiden Plate - 1100m



19 April 2023 - 11:25

Track Rating: Good 4, Weather: Overcast, Rail Position: +4m Entire

Section	Overall	1000m	800m	600m	400m	200m
Section Times	1:05.67 [6] (0:08.53)	0:57.14 [6] (0:10.90)	0:46.24 [8] (0:10.76)	0:35.48 [8] (0:11.25)	0:24.23 [6] (0:11.94)	0:12.29 [7] (0:12.29)
Average Speed [km/h]	42.3	66.1	67.5	64.7	61.4	58.4
Top Speed [km/h]	63.5	68.1	68.8	65.4	63.1	60.6
Avg. Dist. to Rail [m]	6.7	1.6	1.8	2.8	5.2	3.8
Avg. Stride Freq. [Hz]	2.1	2.3	2.3	2.3	2.2	2.1
Avg. Stride Length [m]	5.6	7.9	8.1	8.0	7.7	7.5



- [] Ranking at each section and finish
- .-.- No data available at this section
- NA No data available



Horse/Jockey Name	Golden Image
Final Rank	7
Fastest Section Time (Section)	0:08.27 (Overall)
Top Speed [km/h] (Section)	69.7 (1000m)
Race State	Finished



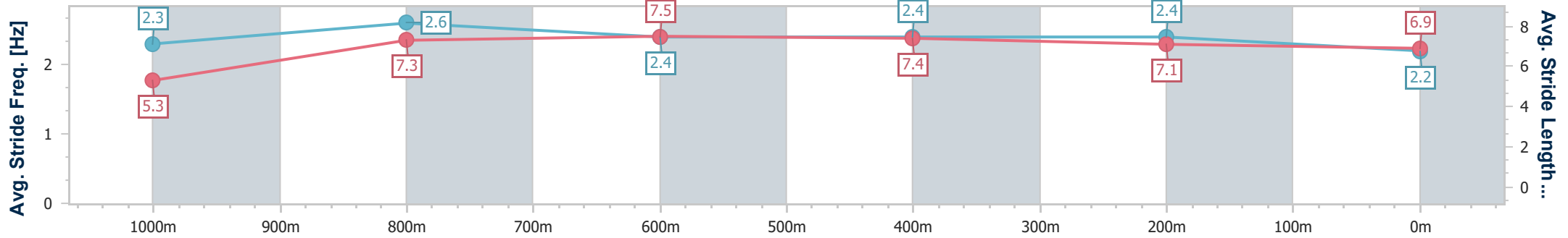
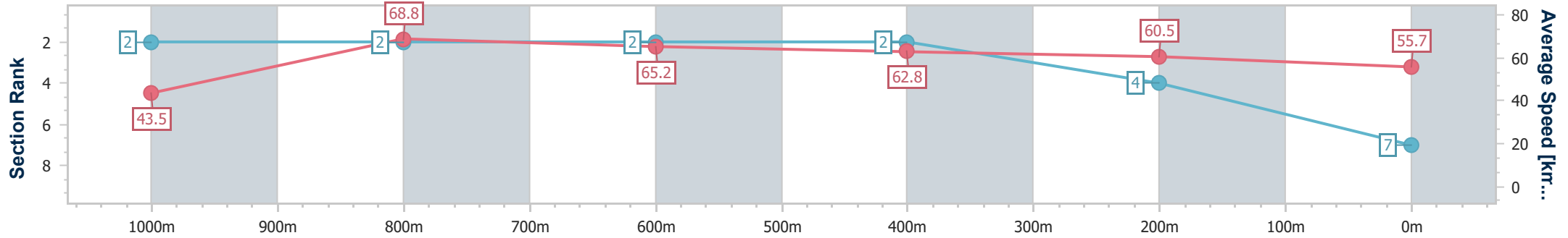
Ipswich QLD Professional
 Race 1: TAB IPSWICH CUP TICKETS ON SALE QTIS Two-Year-Old Maiden Plate - 1100m



19 April 2023 - 11:25

Track Rating: Good 4, Weather: Overcast, Rail Position: +4m Entire

Section	Overall	1000m	800m	600m	400m	200m
Section Times	1:06.05 [7] (0:08.27)	0:57.78 [2] (0:10.48)	0:47.30 [2] (0:11.04)	0:36.26 [2] (0:11.43)	0:24.83 [2] (0:11.92)	0:12.91 [4] (0:12.91)
Average Speed [km/h]	43.5	68.8	65.2	62.8	60.5	55.7
Top Speed [km/h]	66.4	69.7	67.9	64.4	62.6	59.8
Avg. Dist. to Rail [m]	9.5	1.8	0.7	0.9	1.3	2.4
Avg. Stride Freq. [Hz]	2.3	2.6	2.4	2.4	2.4	2.2
Avg. Stride Length [m]	5.3	7.3	7.5	7.4	7.1	6.9



- [] Ranking at each section and finish
- .-.- No data available at this section
- NA No data available



Horse/Jockey Name	Hinata
Final Rank	8
Fastest Section Time (Section)	0:08.40 (Overall)
Top Speed [km/h] (Section)	69.1 (1000m)
Race State	Finished



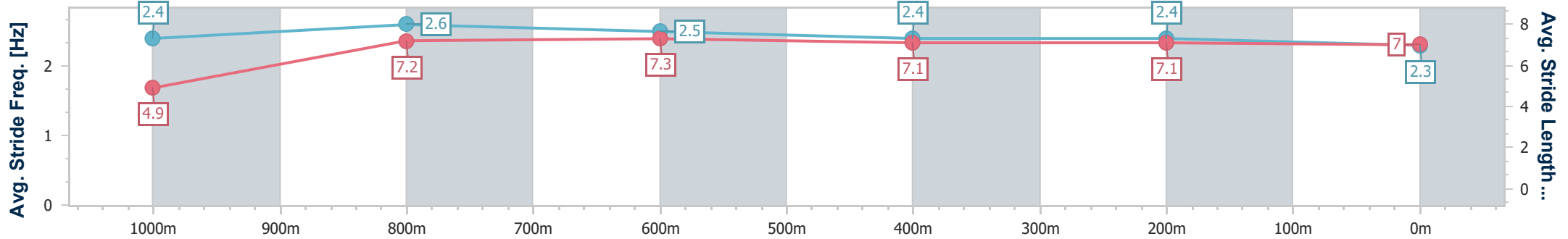
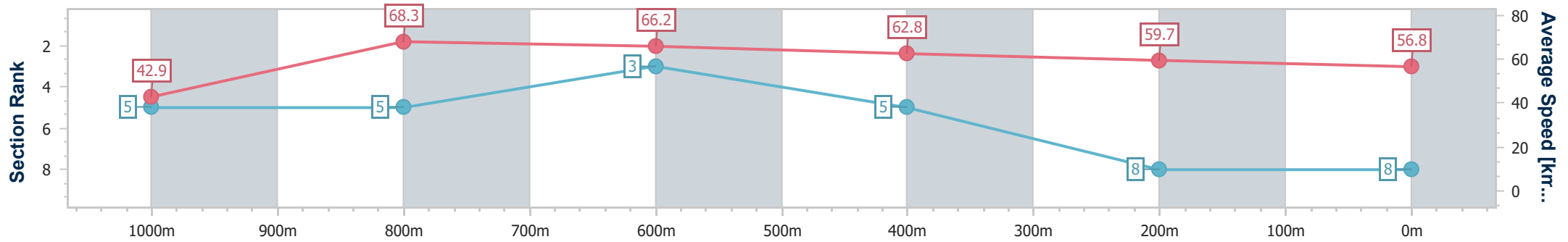
Ipswich QLD Professional
 Race 1: TAB IPSWICH CUP TICKETS ON SALE QTIS Two-Year-Old Maiden Plate - 1100m



19 April 2023 - 11:25

Track Rating: Good 4, Weather: Overcast, Rail Position: +4m Entire

Section	Overall	1000m	800m	600m	400m	200m
Section Times	1:06.13 [8] (0:08.40)	0:57.73 [5] (0:10.57)	0:47.16 [5] (0:10.84)	0:36.32 [3] (0:11.50)	0:24.82 [5] (0:12.20)	0:12.62 [8] (0:12.62)
Average Speed [km/h]	42.9	68.3	66.2	62.8	59.7	56.8
Top Speed [km/h]	65.0	69.1	68.1	63.9	61.0	58.7
Avg. Dist. to Rail [m]	10.3	2.6	0.7	0.6	3.4	3.9
Avg. Stride Freq. [Hz]	2.4	2.6	2.5	2.4	2.4	2.3
Avg. Stride Length [m]	4.9	7.2	7.3	7.1	7.1	7.0



- [] Ranking at each section and finish
- .-.- No data available at this section
- NA No data available



Horse/Jockey Name	Send The Money
Final Rank	9
Fastest Section Time (Section)	0:08.54 (Overall)
Top Speed [km/h] (Section)	68.5 (800m)
Race State	Finished



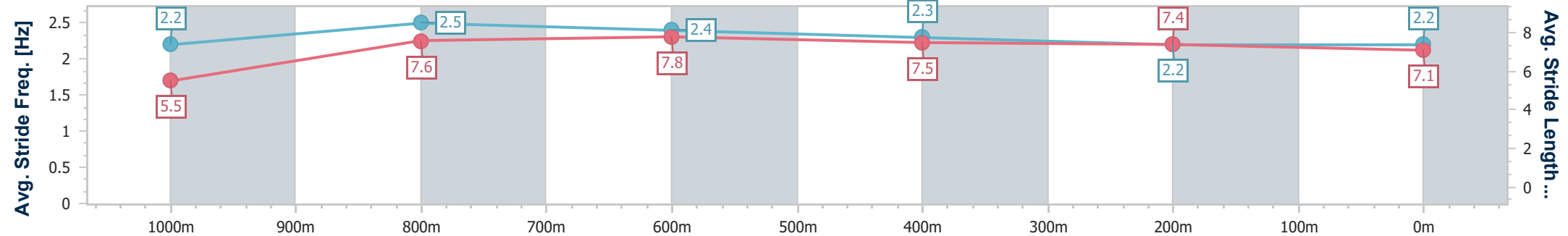
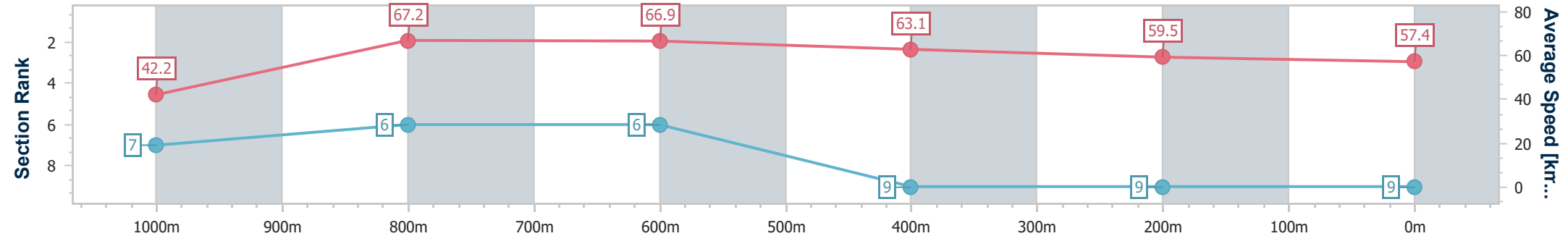
Ipswich QLD Professional
 Race 1: TAB IPSWICH CUP TICKETS ON SALE QTIS Two-Year-
 Old Maiden Plate - 1100m



19 April 2023 - 11:25

Track Rating: Good 4, Weather: Overcast, Rail Position: +4m Entire

Section	Overall	1000m	800m	600m	400m	200m
Section Times	1:06.29 [9] (0:08.54)	0:57.75 [7] (0:10.72)	0:47.03 [6] (0:10.81)	0:36.22 [6] (0:11.46)	0:24.76 [9] (0:12.24)	0:12.52 [9] (0:12.52)
Average Speed [km/h]	42.2	67.2	66.9	63.1	59.5	57.4
Top Speed [km/h]	64.0	68.2	68.5	65.0	61.0	59.6
Avg. Dist. to Rail [m]	4.6	1.2	1.1	1.3	4.2	5.9
Avg. Stride Freq. [Hz]	2.2	2.5	2.4	2.3	2.2	2.2
Avg. Stride Length [m]	5.5	7.6	7.8	7.5	7.4	7.1



- [] Ranking at each section and finish
- .-.- No data available at this section
- NA No data available