



Sunshine Coast QLD Professional

Race 6: CMBM MACKAY Fillies and Mares BENCHMARK 65 Handicap - 1000m

16 April 2023 - 16:22



Track Rating: Good 4, Weather: Fine, Rail Position: +8m

Section		Overall	800m	600m	400m	200m	Last 600m					
Field Times		0:57.45 (0:12.30)	0:45.15 (0:11.09)	0:34.06 (0:11.69)	0:22.37 (0:10.97)	0:11.40 (0:11.40)	0:34.06					
Rank	TAB Horse/Jockey	Barrier	Top Speed [km/h]	Fastest Section	Margin					Distance Travelled [m]		
1	2 RELIABLE RUBY James Orman	1	68.1 800m	0:10.88 400m	0:57.45 [1] (0:12.52)	0:44.93 [4] (0:11.20)	0:33.73 [3] (0:11.57)	0:22.16 [3] (0:10.88)	0:11.28 [1] (0:11.28)	0:57.45	0:33.73	
2	6 SMASHINGPLATES Tiffani Brooker	7	68.7 800m	0:10.86 400m	0:57.62 [2] (0:12.43)	0:45.19 [3] (0:11.27)	0:33.92 [4] (0:11.63)	0:22.29 [4] (0:10.86)	0:11.43 [3] (0:11.43)	1L	0:33.92	+1
3	3 BARBARY ROYALE Cody Collis	8	69.3 Overall	0:10.99 400m	0:57.93 [3] (0:12.30)	0:45.63 [1] (0:11.14)	0:34.49 [1] (0:11.72)	0:22.77 [1] (0:10.99)	0:11.78 [2] (0:11.78)	2.8L	0:34.49	+3
4	9 YOU ESS ESS ARE Georgina Cartwright	6	72.1 800m	0:10.97 400m	0:58.00 [4] (0:12.33)	0:45.67 [2] (0:11.06)	0:34.61 [2] (0:11.69)	0:22.92 [2] (0:10.97)	0:11.95 [4] (0:11.95)	3.1L	0:34.61	+5
5	5 O'MISS BEHAVING Jaden Lloyd	2	67.8 800m	0:10.93 400m	0:58.20 [5] (0:12.77)	0:45.43 [5] (0:11.19)	0:34.24 [6] (0:11.52)	0:22.72 [6] (0:10.93)	0:11.79 [6] (0:11.79)	4.1L	0:34.24	-2
6	4 DREAM ENTITY Dan McGillivray	9	68.1 600m	0:10.88 400m	0:58.36 [6] (0:12.89)	0:45.47 [7] (0:11.20)	0:34.27 [8] (0:11.43)	0:22.84 [7] (0:10.88)	0:11.96 [5] (0:11.96)	4.9L	0:34.27	+3
7	10 ARQUERA Hannah Richardson	5	68.9 800m	0:11.00 800m	0:58.43 [7] (0:12.78)	0:45.65 [5] (0:11.00)	0:34.65 [5] (0:11.71)	0:22.94 [5] (0:11.07)	0:11.87 [7] (0:11.87)	5.2L	0:34.65	+3
8	1 DON'T DOUBT KATIE Bailey Wheeler	4	69.7 800m	0:10.96 400m	0:58.68 [8] (0:12.96)	0:45.72 [8] (0:11.09)	0:34.63 [7] (0:11.54)	0:23.09 [8] (0:10.96)	0:12.13 [8] (0:12.13)	6.5L	0:34.63	+1

Scratched: Tow The Line (#7), Devine Factor (#8)

[] Ranking at each section and finish
 -:-:- No data available at this section
 NA No data available

SCN Saddle cloth number
 DNF Did not finish
 DNT Did not track



Horse/Jockey Name	Reliable Ruby
Final Rank	1
Fastest Section Time (Section)	0:10.88 (400m)
Top Speed [km/h] (Section)	68.1 (800m)
Race State	Finished

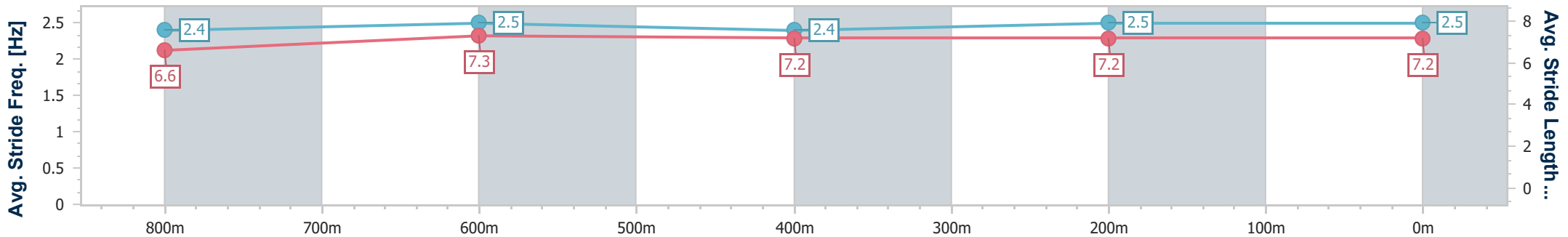
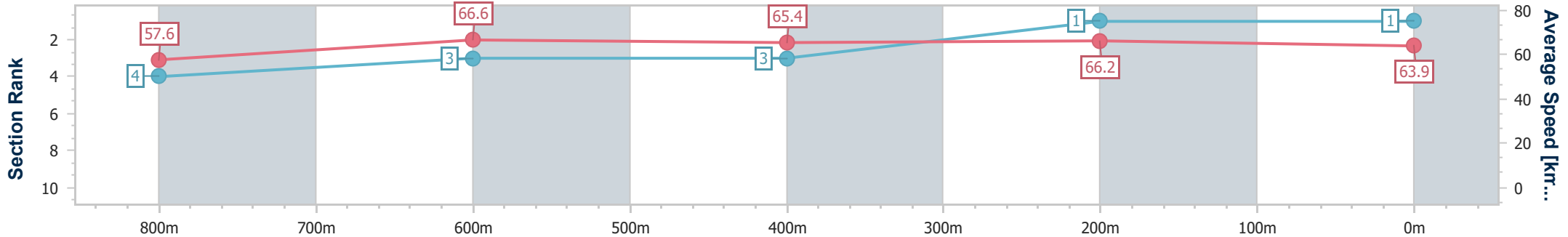


Sunshine Coast QLD Professional
 Race 6: CMBM MACKAY Fillies and Mares BENCHMARK 65
 Handicap - 1000m
 16 April 2023 - 16:22



Track Rating: Good 4, Weather: Fine, Rail Position: +8m

Section	Overall	800m	600m	400m	200m
Section Times	0:57.45 [1] (0:12.52)	0:44.93 [4] (0:11.20)	0:33.73 [3] (0:11.57)	0:22.16 [3] (0:10.88)	0:11.28 [1] (0:11.28)
Average Speed [km/h]	57.6	66.6	65.4	66.2	63.9
Top Speed [km/h]	68.1	68.1	66.5	68.0	67.1
Avg. Dist. to Rail [m]	10.7	9.8	8.4	11.1	11.1
Avg. Stride Freq. [Hz]	2.4	2.5	2.4	2.5	2.5
Avg. Stride Length [m]	6.6	7.3	7.2	7.2	7.2



- [] Ranking at each section and finish
- .-.- No data available at this section
- NA No data available



Horse/Jockey Name	Smashingplates
Final Rank	2
Fastest Section Time (Section)	0:10.86 (400m)
Top Speed [km/h] (Section)	68.7 (800m)
Race State	Finished

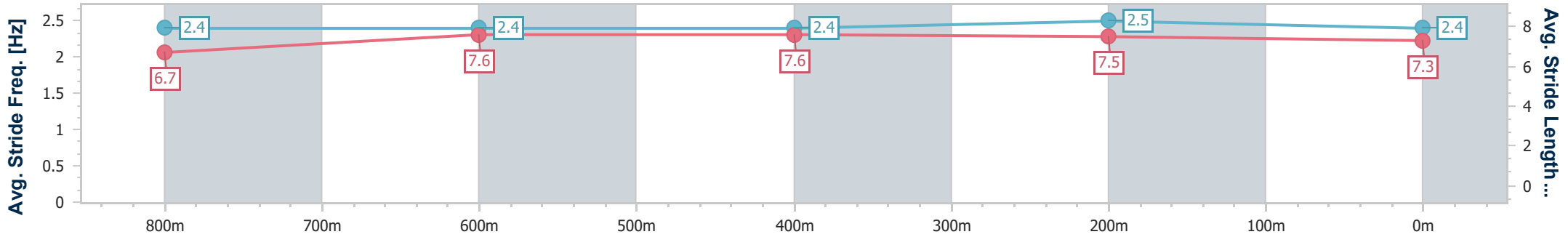
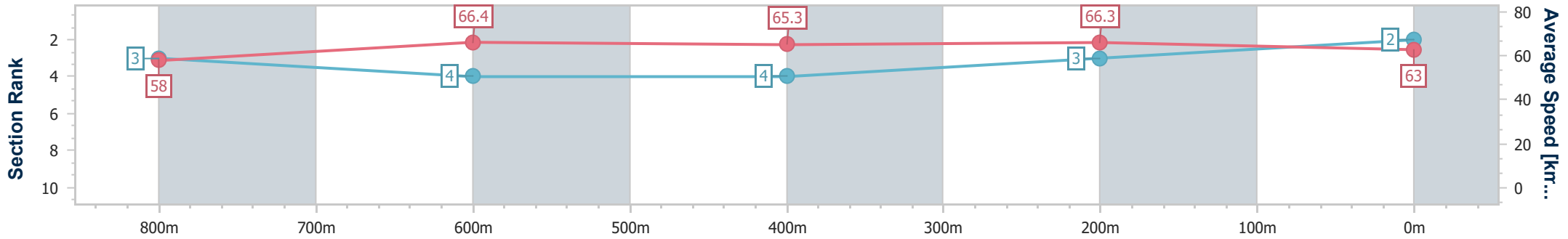


Sunshine Coast QLD Professional
 Race 6: CMBM MACKAY Fillies and Mares BENCHMARK 65
 Handicap - 1000m
 16 April 2023 - 16:22



Track Rating: Good 4, Weather: Fine, Rail Position: +8m

Section	Overall	800m	600m	400m	200m
Section Times	0:57.62 [2] (0:12.43)	0:45.19 [3] (0:11.27)	0:33.92 [4] (0:11.63)	0:22.29 [4] (0:10.86)	0:11.43 [3] (0:11.43)
Average Speed [km/h]	58.0	66.4	65.3	66.3	63.0
Top Speed [km/h]	68.7	68.7	67.8	67.8	65.6
Avg. Dist. to Rail [m]	14.9	10.3	9.1	12.2	12.3
Avg. Stride Freq. [Hz]	2.4	2.4	2.4	2.5	2.4
Avg. Stride Length [m]	6.7	7.6	7.6	7.5	7.3



- [] Ranking at each section and finish
- .-.- No data available at this section
- NA No data available



Horse/Jockey Name	Barbary Royale
Final Rank	3
Fastest Section Time (Section)	0:10.99 (400m)
Top Speed [km/h] (Section)	69.3 (Overall)
Race State	Finished

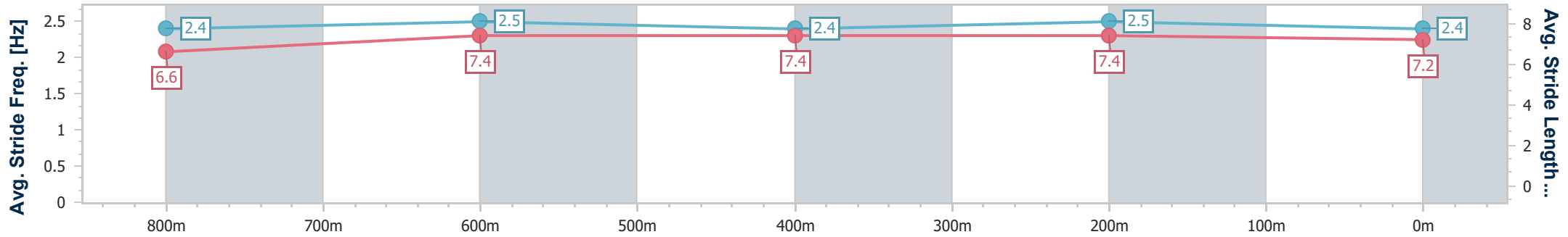
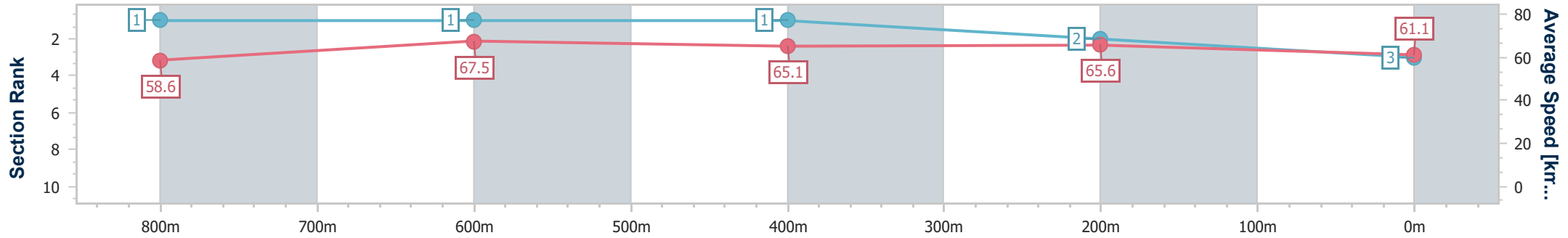


Sunshine Coast QLD Professional
 Race 6: CMBM MACKAY Fillies and Mares BENCHMARK 65
 Handicap - 1000m
 16 April 2023 - 16:22



Track Rating: Good 4, Weather: Fine, Rail Position: +8m

Section	Overall	800m	600m	400m	200m
Section Times	0:57.93 [3] (0:12.30)	0:45.63 [1] (0:11.14)	0:34.49 [1] (0:11.72)	0:22.77 [1] (0:10.99)	0:11.78 [2] (0:11.78)
Average Speed [km/h]	58.6	67.5	65.1	65.6	61.1
Top Speed [km/h]	69.3	68.9	66.1	66.5	63.8
Avg. Dist. to Rail [m]	16.1	12.0	9.8	10.8	10.0
Avg. Stride Freq. [Hz]	2.4	2.5	2.4	2.5	2.4
Avg. Stride Length [m]	6.6	7.4	7.4	7.4	7.2



- [] Ranking at each section and finish
- .-.- No data available at this section
- NA No data available



Horse/Jockey Name	You Ess Ess Are
Final Rank	4
Fastest Section Time (Section)	0:10.97 (400m)
Top Speed [km/h] (Section)	72.1 (800m)
Race State	Finished

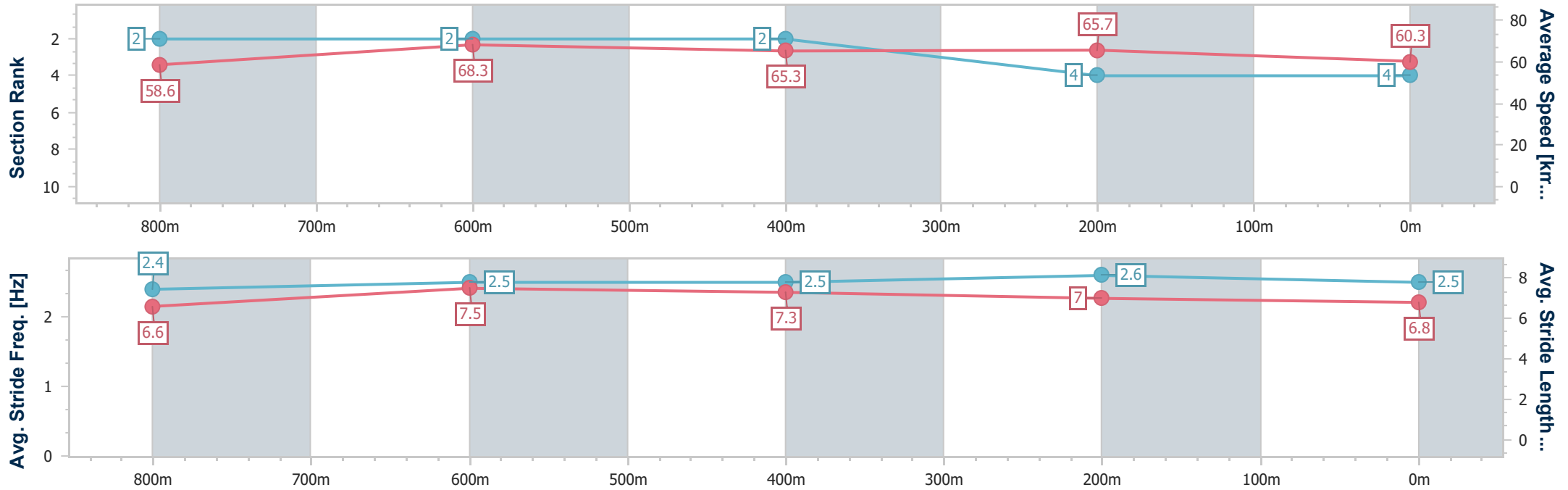


Sunshine Coast QLD Professional
 Race 6: CMBM MACKAY Fillies and Mares BENCHMARK 65
 Handicap - 1000m
 16 April 2023 - 16:22



Track Rating: Good 4, Weather: Fine, Rail Position: +8m

Section	Overall	800m	600m	400m	200m
Section Times	0:58.00 [4] (0:12.33)	0:45.67 [2] (0:11.06)	0:34.61 [2] (0:11.69)	0:22.92 [2] (0:10.97)	0:11.95 [4] (0:11.95)
Average Speed [km/h]	58.6	68.3	65.3	65.7	60.3
Top Speed [km/h]	71.2	72.1	66.6	67.2	64.2
Avg. Dist. to Rail [m]	14.0	12.6	10.1	9.9	8.7
Avg. Stride Freq. [Hz]	2.4	2.5	2.5	2.6	2.5
Avg. Stride Length [m]	6.6	7.5	7.3	7.0	6.8



- [] Ranking at each section and finish
- .-.- No data available at this section
- NA No data available



Horse/Jockey Name	O'miss Behaving
Final Rank	5
Fastest Section Time (Section)	0:10.93 (400m)
Top Speed [km/h] (Section)	67.8 (800m)
Race State	Finished



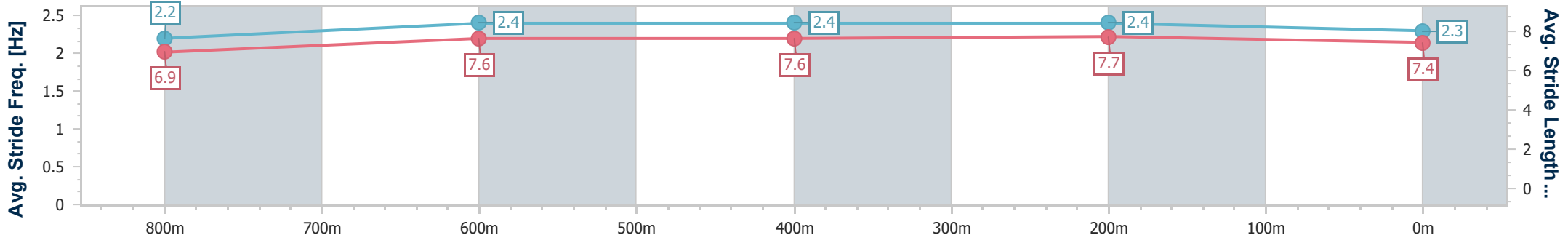
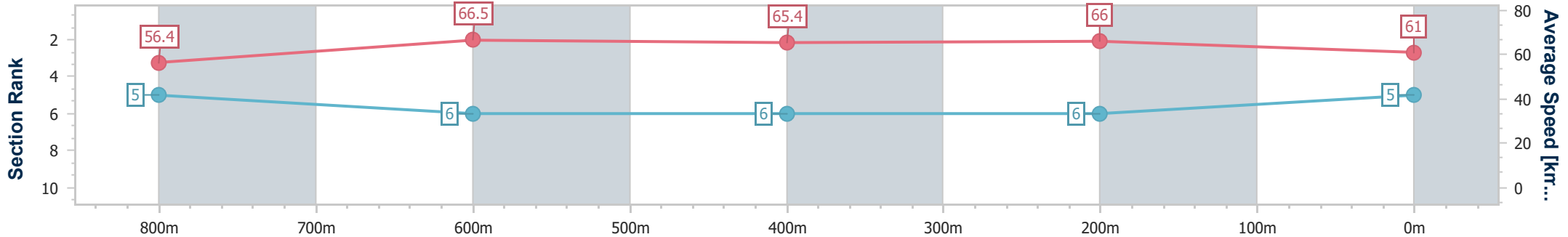
Sunshine Coast QLD Professional
 Race 6: CMBM MACKAY Fillies and Mares BENCHMARK 65
 Handicap - 1000m



16 April 2023 - 16:22

Track Rating: Good 4, Weather: Fine, Rail Position: +8m

Section	Overall	800m	600m	400m	200m
Section Times	0:58.20 [5] (0:12.77)	0:45.43 [5] (0:11.19)	0:34.24 [6] (0:11.52)	0:22.72 [6] (0:10.93)	0:11.79 [6] (0:11.79)
Average Speed [km/h]	56.4	66.5	65.4	66.0	61.0
Top Speed [km/h]	67.7	67.8	66.7	66.9	65.7
Avg. Dist. to Rail [m]	10.8	9.0	7.8	8.5	8.9
Avg. Stride Freq. [Hz]	2.2	2.4	2.4	2.4	2.3
Avg. Stride Length [m]	6.9	7.6	7.6	7.7	7.4



- [] Ranking at each section and finish
- .-.- No data available at this section
- NA No data available



Horse/Jockey Name	Dream Entity
Final Rank	6
Fastest Section Time (Section)	0:10.88 (400m)
Top Speed [km/h] (Section)	68.1 (600m)
Race State	Finished

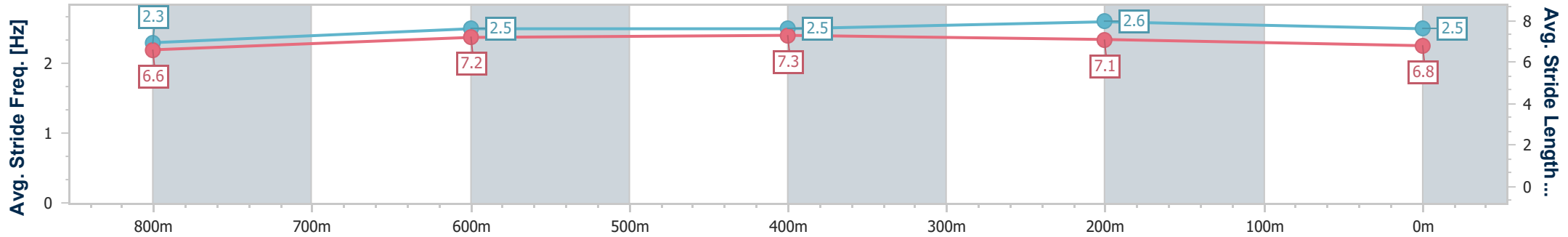
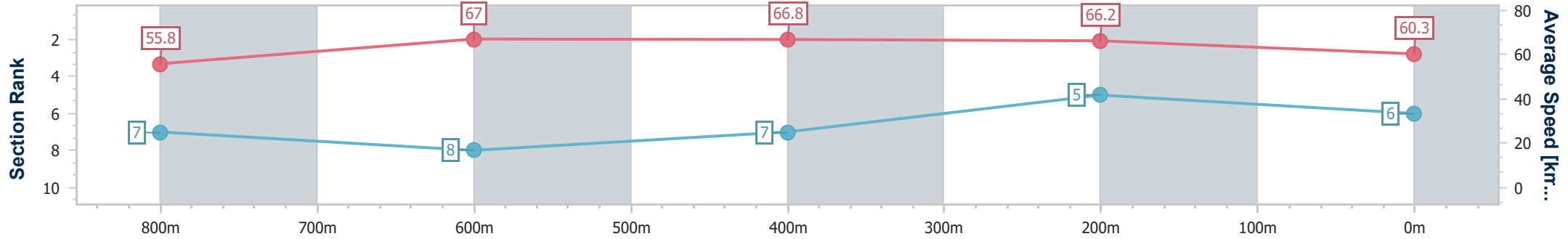


Sunshine Coast QLD Professional
 Race 6: CMBM MACKAY Fillies and Mares BENCHMARK 65
 Handicap - 1000m
 16 April 2023 - 16:22



Track Rating: Good 4, Weather: Fine, Rail Position: +8m

Section	Overall	800m	600m	400m	200m
Section Times	0:58.36 [6] (0:12.89)	0:45.47 [7] (0:11.20)	0:34.27 [8] (0:11.43)	0:22.84 [7] (0:10.88)	0:11.96 [5] (0:11.96)
Average Speed [km/h]	55.8	67.0	66.8	66.2	60.3
Top Speed [km/h]	66.2	67.8	68.1	67.9	64.5
Avg. Dist. to Rail [m]	15.8	11.3	9.9	13.0	13.4
Avg. Stride Freq. [Hz]	2.3	2.5	2.5	2.6	2.5
Avg. Stride Length [m]	6.6	7.2	7.3	7.1	6.8



- [] Ranking at each section and finish
- .-.- No data available at this section
- NA No data available



Horse/Jockey Name	Arquera
Final Rank	7
Fastest Section Time (Section)	0:11.00 (800m)
Top Speed [km/h] (Section)	68.9 (800m)
Race State	Finished

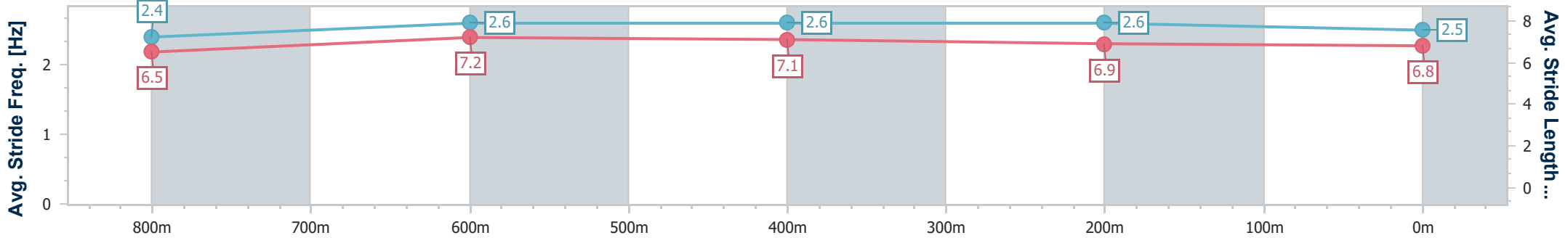
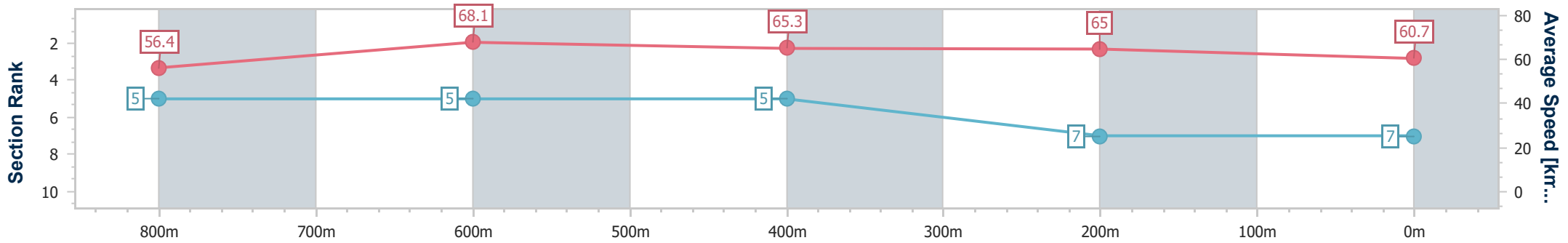


Sunshine Coast QLD Professional
 Race 6: CMBM MACKAY Fillies and Mares BENCHMARK 65
 Handicap - 1000m
 16 April 2023 - 16:22



Track Rating: Good 4, Weather: Fine, Rail Position: +8m

Section	Overall	800m	600m	400m	200m
Section Times	0:58.43 [7] (0:12.78)	0:45.65 [5] (0:11.00)	0:34.65 [5] (0:11.71)	0:22.94 [5] (0:11.07)	0:11.87 [7] (0:11.87)
Average Speed [km/h]	56.4	68.1	65.3	65.0	60.7
Top Speed [km/h]	68.3	68.9	66.6	66.6	64.0
Avg. Dist. to Rail [m]	12.7	10.5	10.2	13.0	12.7
Avg. Stride Freq. [Hz]	2.4	2.6	2.6	2.6	2.5
Avg. Stride Length [m]	6.5	7.2	7.1	6.9	6.8



- [] Ranking at each section and finish
- .-.- No data available at this section
- NA No data available



Horse/Jockey Name	Don't Doubt Katie
Final Rank	8
Fastest Section Time (Section)	0:10.96 (400m)
Top Speed [km/h] (Section)	69.7 (800m)
Race State	Finished



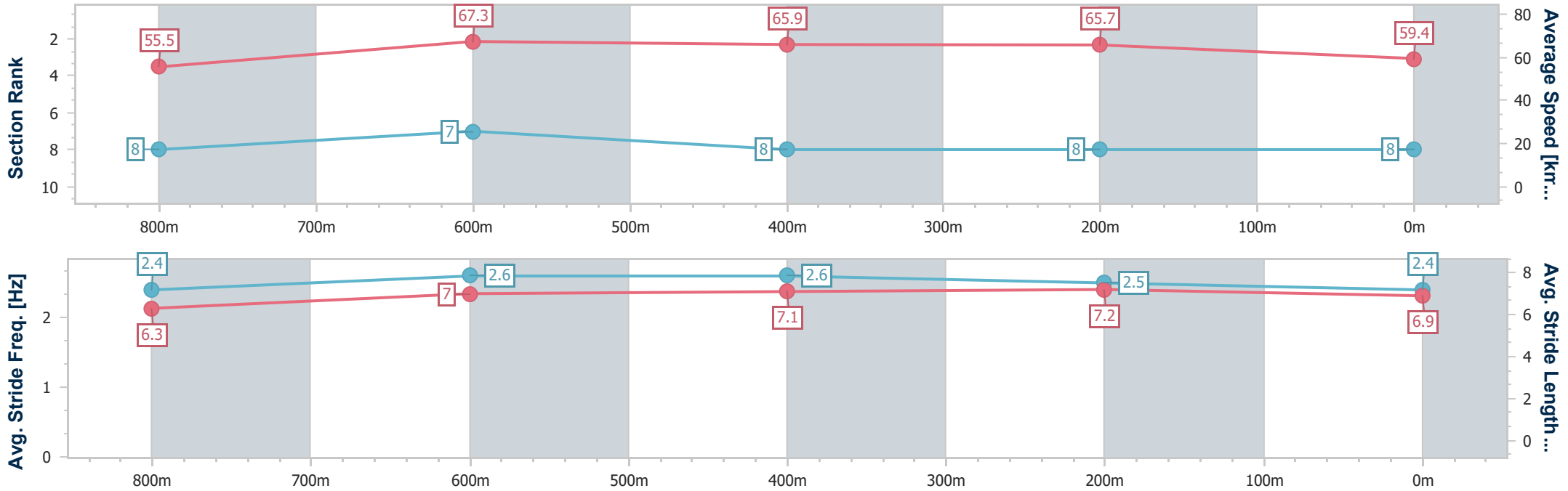
Sunshine Coast QLD Professional
 Race 6: CMBM MACKAY Fillies and Mares BENCHMARK 65
 Handicap - 1000m



16 April 2023 - 16:22

Track Rating: Good 4, Weather: Fine, Rail Position: +8m

Section	Overall	800m	600m	400m	200m
Section Times	0:58.68 [8] (0:12.96)	0:45.72 [8] (0:11.09)	0:34.63 [7] (0:11.54)	0:23.09 [8] (0:10.96)	0:12.13 [8] (0:12.13)
Average Speed [km/h]	55.5	67.3	65.9	65.7	59.4
Top Speed [km/h]	69.7	69.7	66.8	67.0	64.0
Avg. Dist. to Rail [m]	11.4	9.1	9.2	12.2	11.1
Avg. Stride Freq. [Hz]	2.4	2.6	2.6	2.5	2.4
Avg. Stride Length [m]	6.3	7.0	7.1	7.2	6.9



- [] Ranking at each section and finish
- .-.- No data available at this section
- NA No data available