



Eagle Farm QLD Professional

Race 9: LADBROKES ASCOT HANDICAP - 1000m

15 April 2023 - 16:39



BRISBANE
RACING CLUB

Track Rating: Good 4, Weather: Fine, Rail Position: +3m Entire Course

Section		Overall									Last 600m	
Field Times		0:56.92 (0:13.05)									0:33.47	
		800m			600m		400m		200m			
		0:43.87 (0:10.40)			0:33.47 (0:10.80)		0:22.67 (0:10.89)		0:11.78 (0:11.78)			
Rank	TAB Horse/Jockey	Barrier	Top Speed [km/h]	Fastest Section	Overall	800m	600m	400m	200m	Margin	Last 600m	Distance Travelled [m]
1	7 PRINCE OF BOOM James Orman	7	71.1	0:10.48	0:56.92 [1] (0:13.05)	0:43.87 [1] (0:10.48)	0:33.39 [3] (0:10.73)	0:22.66 [3] (0:10.88)	0:11.78 [1] (0:11.78)	0:56.92	0:33.39	
2	1 ROTHFIRE Mark Du Plessis	9	70.6	0:10.39	0:57.42 [2] (0:13.06)	0:44.36 [2] (0:10.39)	0:33.97 [1] (0:10.80)	0:23.17 [1] (0:10.94)	0:12.23 [2] (0:12.23)	2.93L	0:33.97	+11
3	9 CENTREFIRE Samantha Collett	8	70.2	0:10.53	0:57.45 [3] (0:13.36)	0:44.09 [4] (0:10.53)	0:33.56 [4] (0:10.68)	0:22.88 [4] (0:10.90)	0:11.98 [4] (0:11.98)	3.08L	0:33.56	+5
4	4 EMERALD KINGDOM Andrew Mallyon	11	70.1	0:10.63	0:57.65 [4] (0:13.51)	0:44.14 [5] (0:10.63)	0:33.51 [5] (0:10.68)	0:22.83 [6] (0:10.98)	0:11.85 [6] (0:11.85)	4.27L	0:33.51	+11
5	6 GARIBALDI Kyle Wilson-Taylor	10	69.2	0:10.55	0:57.66 [5] (0:13.60)	0:44.06 [7] (0:10.55)	0:33.51 [6] (0:10.64)	0:22.87 [5] (0:10.70)	0:12.17 [5] (0:12.17)	4.34L	0:33.51	+6
6	10 SNEAKY FIVE Jim Byrne	12	70.1	0:10.52	0:57.67 [6] (0:13.81)	0:43.86 [11] (0:10.52)	0:33.34 [8] (0:10.75)	0:22.59 [8] (0:10.77)	0:11.82 [7] (0:11.82)	4.39L	0:33.34	+8
6	3 ZOUSTYLE Brodie Loy	16	70.8	0:10.35	0:57.67 [6] (0:13.15)	0:44.52 [3] (0:10.35)	0:34.17 [2] (0:10.75)	0:23.42 [2] (0:11.02)	0:12.40 [3] (0:12.40)	4.39L	0:34.17	+6
8	5 STARTANTES Angela Jones	3	68.8	0:10.64	0:57.68 [8] (0:13.97)	0:43.71 [12] (0:10.69)	0:33.02 [12] (0:10.86)	0:22.16 [12] (0:10.64)	0:11.52 [10] (0:11.52)	4.45L	0:33.02	+6
9	8 BANDIPUR Michael Cahill	6	68.9	0:10.64	0:57.93 [9] (0:13.52)	0:44.41 [6] (0:10.64)	0:33.77 [7] (0:10.92)	0:22.85 [9] (0:11.00)	0:11.85 [9] (0:11.85)	5.93L	0:33.77	+2
10	11 JE SUIS BELLE Taylor Marshall	15	69.8	0:10.52	0:57.99 [10] (0:13.67)	0:44.32 [9] (0:10.74)	0:33.58 [11] (0:10.52)	0:23.06 [7] (0:10.96)	0:12.10 [8] (0:12.10)	6.28L	0:33.58	+7

Scratched: Greyworm (#13), Doctor Zous (#14), Key Largo (#15), Osamu (#16)

Report Created: Sat 15 April 2023 16:55 GMT+10 (Note: Timing is based on position data)

Page 1/14

[] Ranking at each section and finish
 -:-:- No data available at this section
 NA No data available
 SCN Saddle cloth number
 DNF Did not finish
 DNT Did not track

data processed by TRIPLESDATA



Eagle Farm QLD Professional

Race 9: LADBROKES ASCOT HANDICAP - 1000m

15 April 2023 - 16:39



BRISBANE
RACING CLUB

Track Rating: Good 4, Weather: Fine, Rail Position: +3m Entire Course

Section		Overall	800m	600m	400m	200m	Last 600m					
Field Times		0:56.92 (0:13.05)	0:43.87 (0:10.40)	0:33.47 (0:10.80)	0:22.67 (0:10.89)	0:11.78 (0:11.78)	0:33.47					
Rank	TAB Horse/Jockey	Barrier	Top Speed [km/h]	Fastest Section	Margin					Distance Travelled [m]		
11	12 ALPINE EDGE Damien Thornton	1	68.8 800m	0:10.68 800m	0:58.22 [11] (0:13.66)	0:44.56 [8] (0:10.68)	0:33.88 [10] (0:11.02)	0:22.86 [11] (0:11.15)	0:11.71 [12] (0:11.71)	7.62L	0:33.88	+3
12	2 SOXAGON Justin Huxtable	2	69.7 800m	0:10.61 800m	0:58.46 [12] (0:13.72)	0:44.74 [10] (0:10.61)	0:34.13 [8] (0:10.85)	0:23.28 [10] (0:11.01)	0:12.27 [11] (0:12.27)	9.03L	0:34.13	+4

Scratched: Greyworm (#13), Doctor Zous (#14), Key Largo (#15), Osamu (#16)



Horse/Jockey Name	Prince Of Boom
Final Rank	1
Fastest Section Time (Section)	0:10.48 (800m)
Top Speed [km/h] (Section)	71.1 (Overall)
Race State	Finished



Eagle Farm QLD Professional

Race 9: LADBROKES ASCOT HANDICAP - 1000m

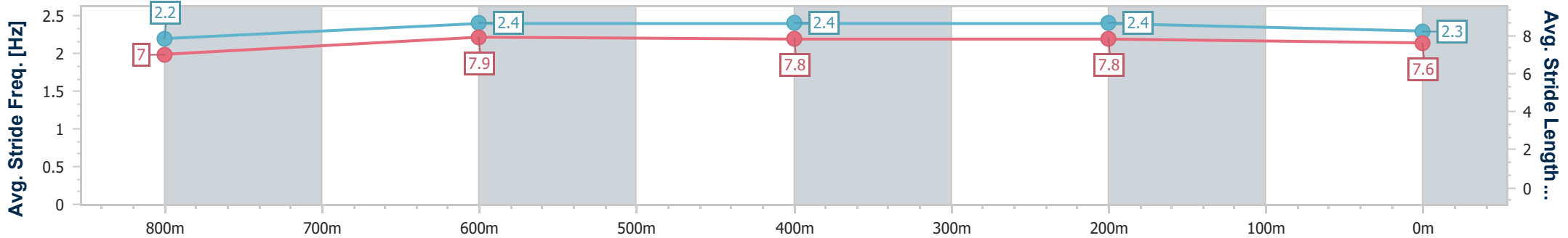
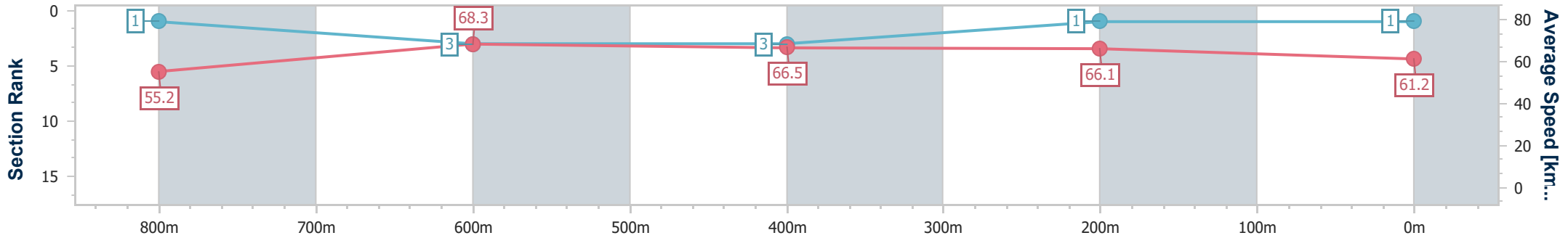
15 April 2023 - 16:39

Track Rating: Good 4, Weather: Fine, Rail Position: +3m Entire Course



BRISBANE RACING CLUB

Section	Overall	800m	600m	400m	200m
Section Times	0:56.92 [1] (0:13.05)	0:43.87 [1] (0:10.48)	0:33.39 [3] (0:10.73)	0:22.66 [3] (0:10.88)	0:11.78 [1] (0:11.78)
Average Speed [km/h]	55.2	68.3	66.5	66.1	61.2
Top Speed [km/h]	71.1	70.6	67.6	67.5	64.3
Avg. Dist. to Rail [m]	2.4	1.3	1.8	0.6	0.6
Avg. Stride Freq. [Hz]	2.2	2.4	2.4	2.4	2.3
Avg. Stride Length [m]	7.0	7.9	7.8	7.8	7.6



- [] Ranking at each section and finish
- .-.- No data available at this section
- NA No data available



Horse/Jockey Name	Rothfire
Final Rank	2
Fastest Section Time (Section)	0:10.39 (800m)
Top Speed [km/h] (Section)	70.6 (800m)
Race State	Finished



Eagle Farm QLD Professional

Race 9: LADBROKES ASCOT HANDICAP - 1000m

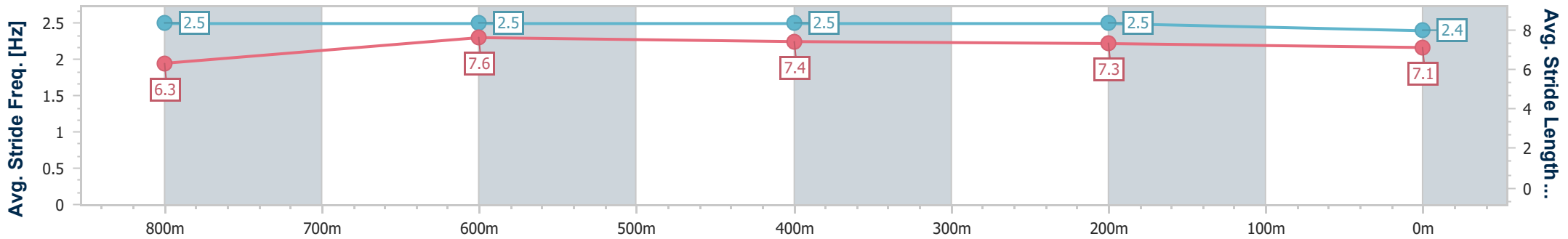
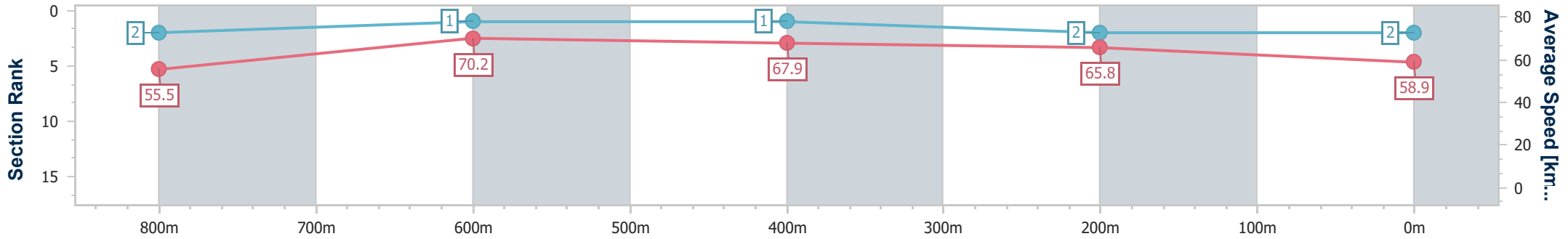
15 April 2023 - 16:39

Track Rating: Good 4, Weather: Fine, Rail Position: +3m Entire Course



BRISBANE RACING CLUB

Section	Overall	800m	600m	400m	200m
Section Times	0:57.42 [2] (0:13.06)	0:44.36 [2] (0:10.39)	0:33.97 [1] (0:10.80)	0:23.17 [1] (0:10.94)	0:12.23 [2] (0:12.23)
Average Speed [km/h]	55.5	70.2	67.9	65.8	58.9
Top Speed [km/h]	69.9	70.6	68.5	67.7	64.3
Avg. Dist. to Rail [m]	4.0	2.8	3.3	3.0	2.7
Avg. Stride Freq. [Hz]	2.5	2.5	2.5	2.5	2.4
Avg. Stride Length [m]	6.3	7.6	7.4	7.3	7.1



- [] Ranking at each section and finish
- .-.- No data available at this section
- NA No data available



Horse/Jockey Name	Centrefire
Final Rank	3
Fastest Section Time (Section)	0:10.53 (800m)
Top Speed [km/h] (Section)	70.2 (800m)
Race State	Finished



Eagle Farm QLD Professional

Race 9: LADBROKES ASCOT HANDICAP - 1000m

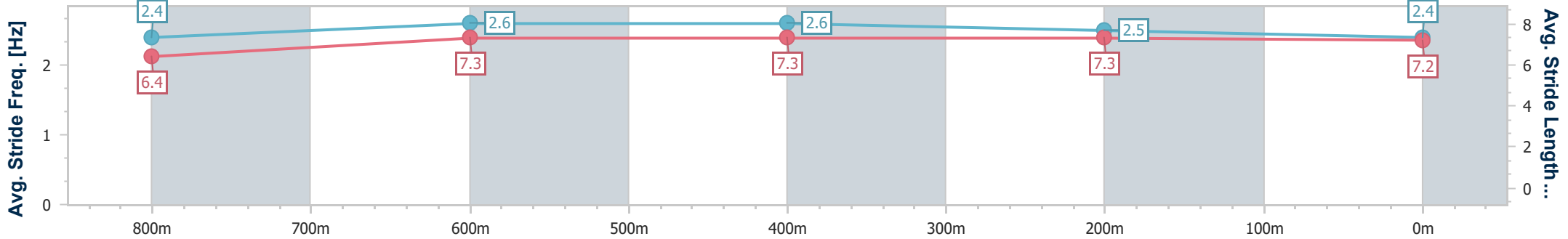
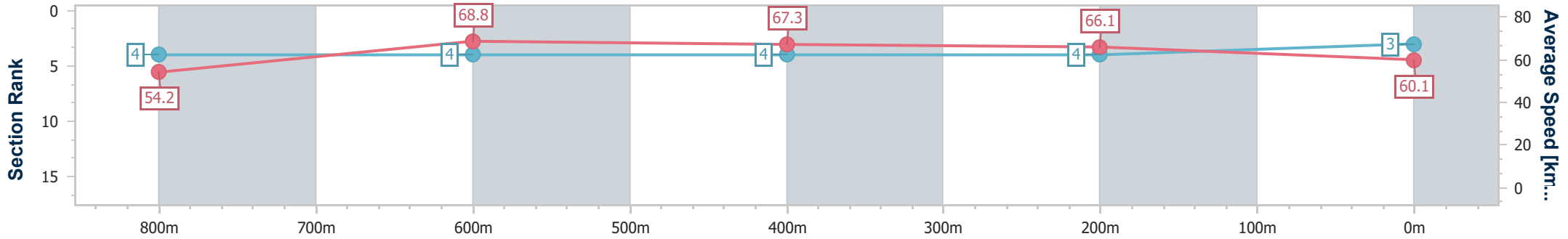
15 April 2023 - 16:39

Track Rating: Good 4, Weather: Fine, Rail Position: +3m Entire Course



BRISBANE RACING CLUB

Section	Overall	800m	600m	400m	200m
Section Times	0:57.45 [3] (0:13.36)	0:44.09 [4] (0:10.53)	0:33.56 [4] (0:10.68)	0:22.88 [4] (0:10.90)	0:11.98 [4] (0:11.98)
Average Speed [km/h]	54.2	68.8	67.3	66.1	60.1
Top Speed [km/h]	68.9	70.2	68.1	67.8	65.0
Avg. Dist. to Rail [m]	3.7	1.4	0.4	2.5	3.9
Avg. Stride Freq. [Hz]	2.4	2.6	2.6	2.5	2.4
Avg. Stride Length [m]	6.4	7.3	7.3	7.3	7.2



- [] Ranking at each section and finish
- .-.- No data available at this section
- NA No data available



Horse/Jockey Name	Emerald Kingdom
Final Rank	4
Fastest Section Time (Section)	0:10.63 (800m)
Top Speed [km/h] (Section)	70.1 (800m)
Race State	Finished



Eagle Farm QLD Professional

Race 9: LADBROKES ASCOT HANDICAP - 1000m

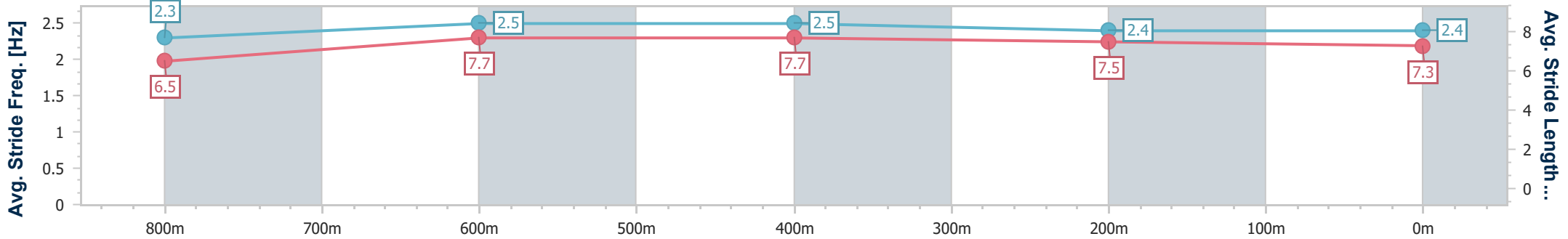
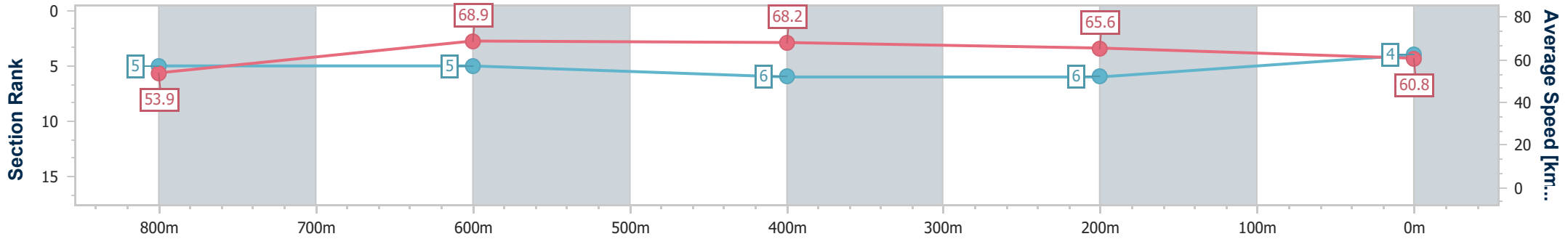
15 April 2023 - 16:39

Track Rating: Good 4, Weather: Fine, Rail Position: +3m Entire Course



BRISBANE RACING CLUB

Section	Overall	800m	600m	400m	200m
Section Times	0:57.65 [4] (0:13.51)	0:44.14 [5] (0:10.63)	0:33.51 [5] (0:10.68)	0:22.83 [6] (0:10.98)	0:11.85 [6] (0:11.85)
Average Speed [km/h]	53.9	68.9	68.2	65.6	60.8
Top Speed [km/h]	69.4	70.1	69.0	68.3	65.9
Avg. Dist. to Rail [m]	6.4	4.0	2.4	3.9	4.8
Avg. Stride Freq. [Hz]	2.3	2.5	2.5	2.4	2.4
Avg. Stride Length [m]	6.5	7.7	7.7	7.5	7.3



- [] Ranking at each section and finish
- .-.- No data available at this section
- NA No data available



Horse/Jockey Name	Garibaldi
Final Rank	5
Fastest Section Time (Section)	0:10.55 (800m)
Top Speed [km/h] (Section)	69.2 (800m)
Race State	Finished



Eagle Farm QLD Professional

Race 9: LADBROKES ASCOT HANDICAP - 1000m

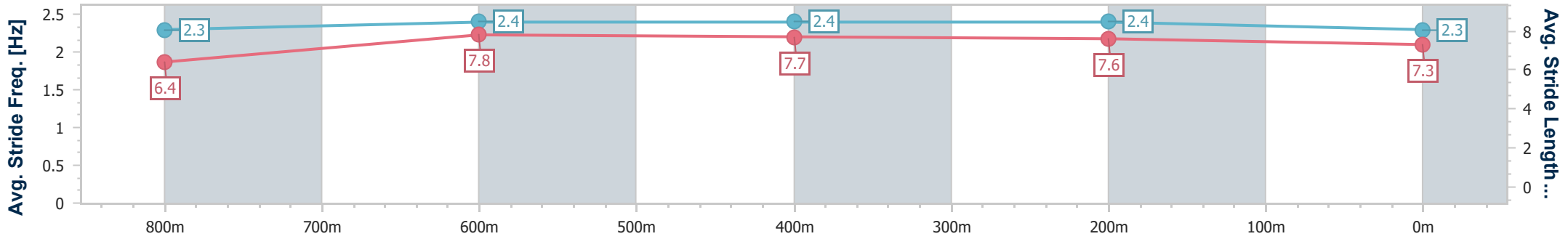
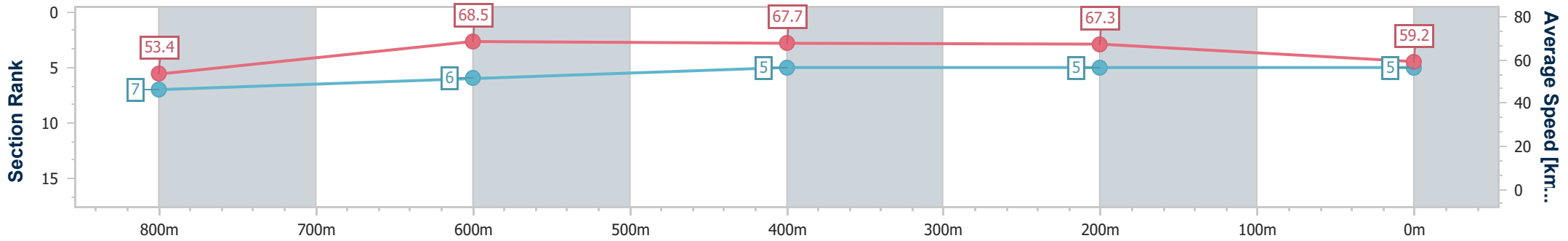
15 April 2023 - 16:39

Track Rating: Good 4, Weather: Fine, Rail Position: +3m Entire Course



BRISBANE RACING CLUB

Section	Overall	800m	600m	400m	200m
Section Times	0:57.66 [5] (0:13.60)	0:44.06 [7] (0:10.55)	0:33.51 [6] (0:10.64)	0:22.87 [5] (0:10.70)	0:12.17 [5] (0:12.17)
Average Speed [km/h]	53.4	68.5	67.7	67.3	59.2
Top Speed [km/h]	67.9	69.2	69.0	68.8	64.5
Avg. Dist. to Rail [m]	5.1	1.0	0.2	1.4	1.2
Avg. Stride Freq. [Hz]	2.3	2.4	2.4	2.4	2.3
Avg. Stride Length [m]	6.4	7.8	7.7	7.6	7.3



- [] Ranking at each section and finish
- .-.- No data available at this section
- NA No data available



Horse/Jockey Name	Zoustyle
Final Rank	6
Fastest Section Time (Section)	0:10.35 (800m)
Top Speed [km/h] (Section)	70.8 (800m)
Race State	Finished



Eagle Farm QLD Professional

Race 9: LADBROKES ASCOT HANDICAP - 1000m

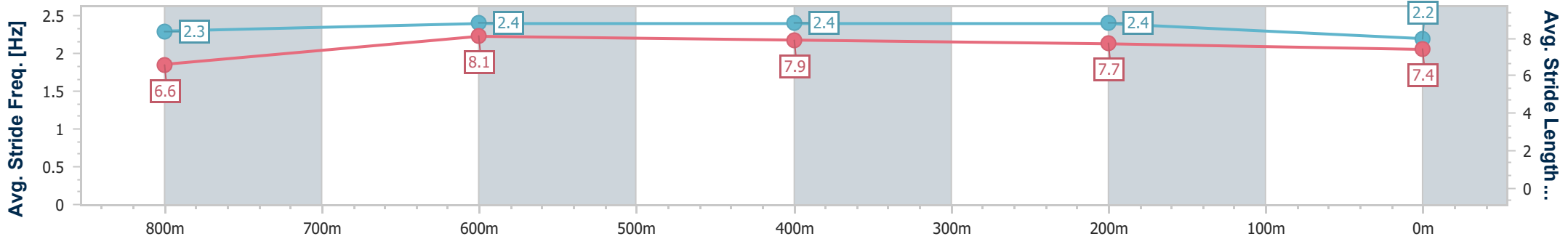
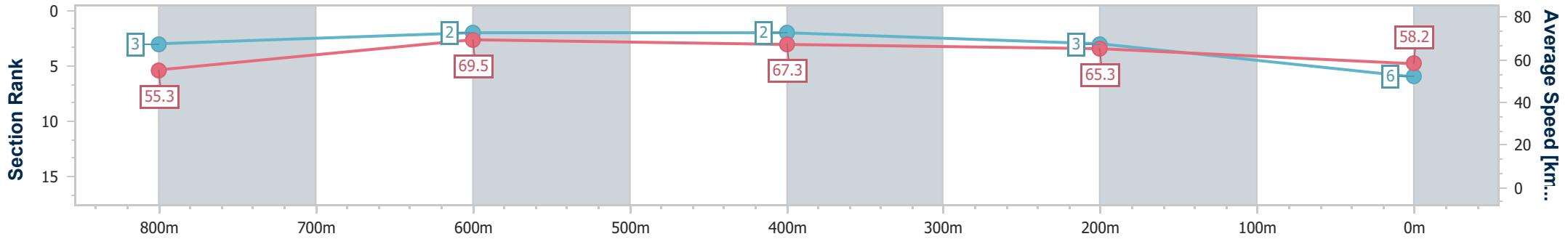
15 April 2023 - 16:39

Track Rating: Good 4, Weather: Fine, Rail Position: +3m Entire Course



BRISBANE RACING CLUB

Section	Overall	800m	600m	400m	200m
Section Times	0:57.67 [6] (0:13.15)	0:44.52 [3] (0:10.35)	0:34.17 [2] (0:10.75)	0:23.42 [2] (0:11.02)	0:12.40 [3] (0:12.40)
Average Speed [km/h]	55.3	69.5	67.3	65.3	58.2
Top Speed [km/h]	70.4	70.8	68.5	67.3	62.3
Avg. Dist. to Rail [m]	7.3	0.4	1.0	2.7	3.0
Avg. Stride Freq. [Hz]	2.3	2.4	2.4	2.4	2.2
Avg. Stride Length [m]	6.6	8.1	7.9	7.7	7.4



- [] Ranking at each section and finish
- .-.- No data available at this section
- NA No data available



Horse/Jockey Name	Sneaky Five
Final Rank	6
Fastest Section Time (Section)	0:10.52 (800m)
Top Speed [km/h] (Section)	70.1 (800m)
Race State	Finished



Eagle Farm QLD Professional

Race 9: LADBROKES ASCOT HANDICAP - 1000m

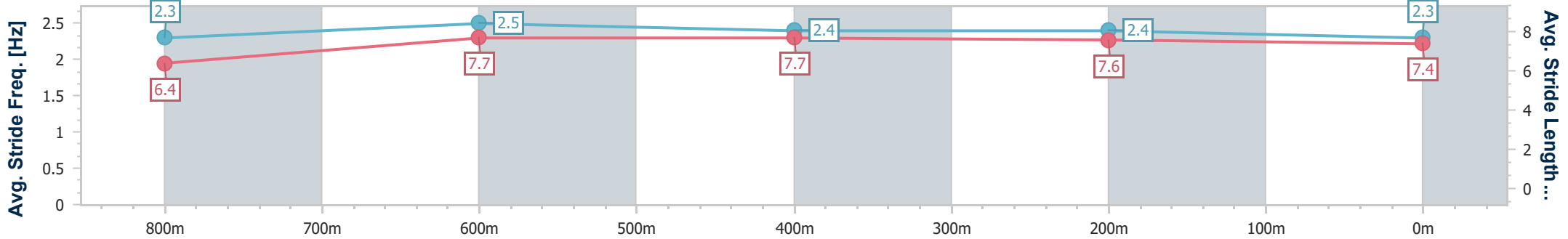
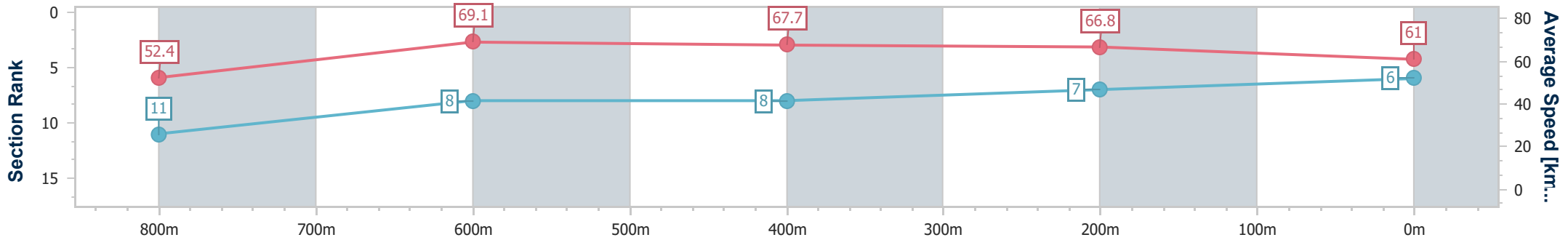
15 April 2023 - 16:39

Track Rating: Good 4, Weather: Fine, Rail Position: +3m Entire Course



BRISBANE RACING CLUB

Section	Overall	800m	600m	400m	200m
Section Times	0:57.67 [6] (0:13.81)	0:43.86 [11] (0:10.52)	0:33.34 [8] (0:10.75)	0:22.59 [8] (0:10.77)	0:11.82 [7] (0:11.82)
Average Speed [km/h]	52.4	69.1	67.7	66.8	61.0
Top Speed [km/h]	69.5	70.1	69.2	68.8	66.1
Avg. Dist. to Rail [m]	4.7	1.8	2.3	3.5	4.5
Avg. Stride Freq. [Hz]	2.3	2.5	2.4	2.4	2.3
Avg. Stride Length [m]	6.4	7.7	7.7	7.6	7.4



- [] Ranking at each section and finish
- .-.- No data available at this section
- NA No data available



Horse/Jockey Name	Startantes
Final Rank	8
Fastest Section Time (Section)	0:10.64 (400m)
Top Speed [km/h] (Section)	68.8 (Overall)
Race State	Finished



Eagle Farm QLD Professional

Race 9: LADBROKES ASCOT HANDICAP - 1000m

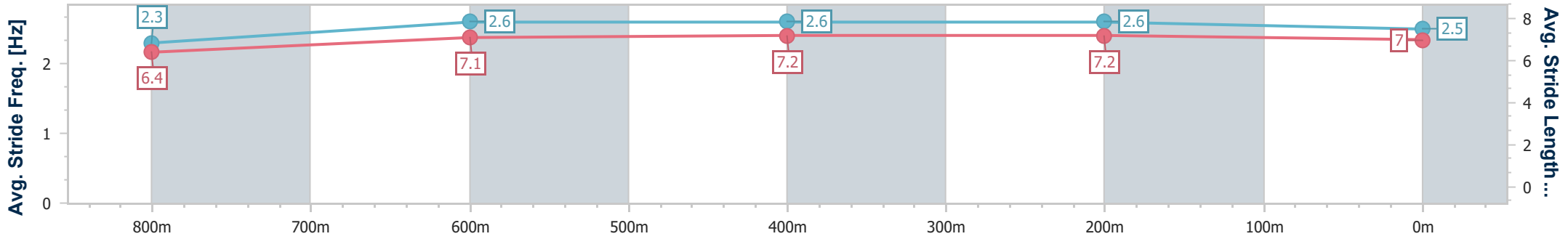
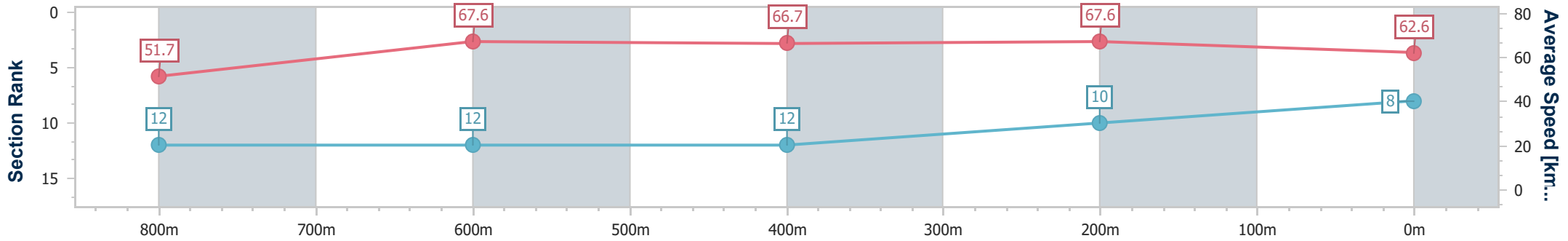
15 April 2023 - 16:39

Track Rating: Good 4, Weather: Fine, Rail Position: +3m Entire Course



BRISBANE RACING CLUB

Section	Overall	800m	600m	400m	200m
Section Times	0:57.68 [8] (0:13.97)	0:43.71 [12] (0:10.69)	0:33.02 [12] (0:10.86)	0:22.16 [12] (0:10.64)	0:11.52 [10] (0:11.52)
Average Speed [km/h]	51.7	67.6	66.7	67.6	62.6
Top Speed [km/h]	68.8	68.7	67.3	68.7	67.6
Avg. Dist. to Rail [m]	1.9	0.9	1.0	4.3	2.8
Avg. Stride Freq. [Hz]	2.3	2.6	2.6	2.6	2.5
Avg. Stride Length [m]	6.4	7.1	7.2	7.2	7.0



- [] Ranking at each section and finish
- .-.- No data available at this section
- NA No data available



Horse/Jockey Name	Bandipur
Final Rank	9
Fastest Section Time (Section)	0:10.64 (800m)
Top Speed [km/h] (Section)	68.9 (800m)
Race State	Finished



Eagle Farm QLD Professional

Race 9: LADBROKES ASCOT HANDICAP - 1000m

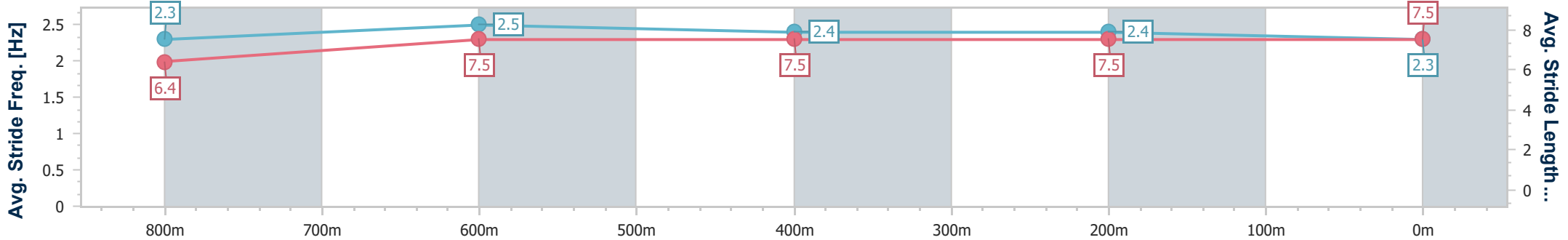
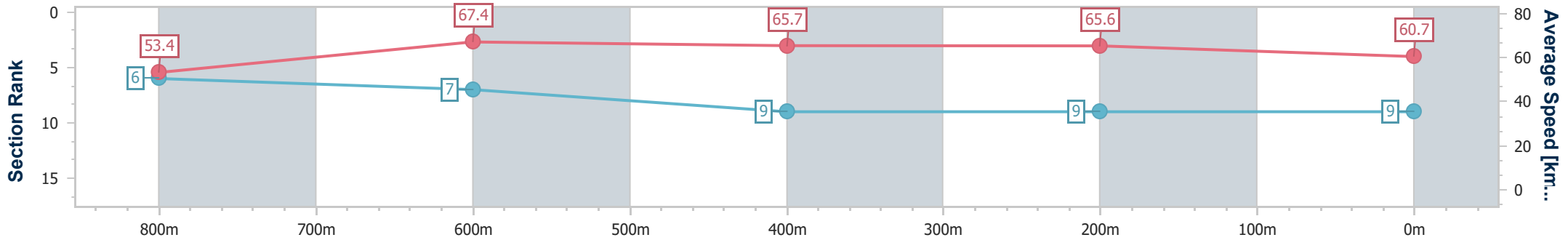
15 April 2023 - 16:39

Track Rating: Good 4, Weather: Fine, Rail Position: +3m Entire Course



BRISBANE RACING CLUB

Section	Overall	800m	600m	400m	200m
Section Times	0:57.93 [9] (0:13.52)	0:44.41 [6] (0:10.64)	0:33.77 [7] (0:10.92)	0:22.85 [9] (0:11.00)	0:11.85 [9] (0:11.85)
Average Speed [km/h]	53.4	67.4	65.7	65.6	60.7
Top Speed [km/h]	68.3	68.9	67.3	67.3	64.5
Avg. Dist. to Rail [m]	1.7	0.8	0.7	0.7	0.7
Avg. Stride Freq. [Hz]	2.3	2.5	2.4	2.4	2.3
Avg. Stride Length [m]	6.4	7.5	7.5	7.5	7.5



- [] Ranking at each section and finish
- .-.- No data available at this section
- NA No data available



Horse/Jockey Name	Je Suis Belle
Final Rank	10
Fastest Section Time (Section)	0:10.52 (600m)
Top Speed [km/h] (Section)	69.8 (600m)
Race State	Finished



Eagle Farm QLD Professional

Race 9: LADBROKES ASCOT HANDICAP - 1000m

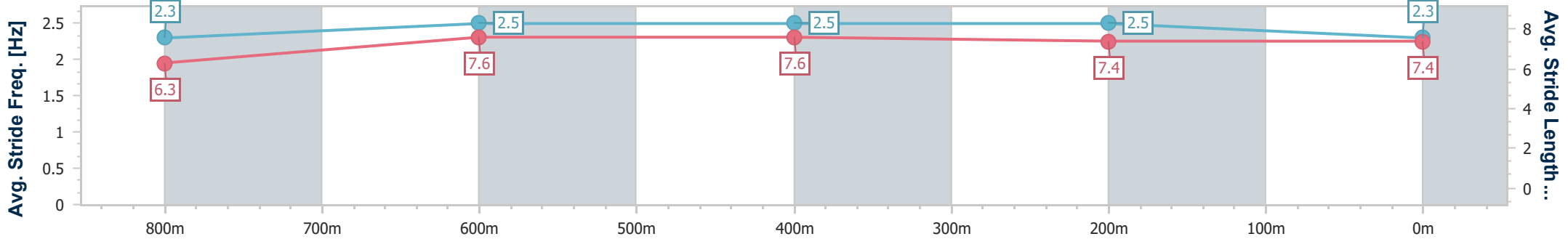
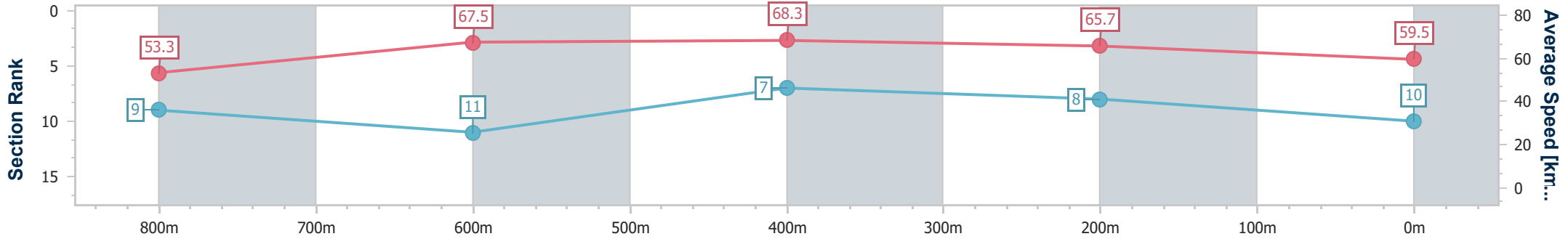
15 April 2023 - 16:39

Track Rating: Good 4, Weather: Fine, Rail Position: +3m Entire Course



BRISBANE RACING CLUB

Section	Overall	800m	600m	400m	200m
Section Times	0:57.99 [10] (0:13.67)	0:44.32 [9] (0:10.74)	0:33.58 [11] (0:10.52)	0:23.06 [7] (0:10.96)	0:12.10 [8] (0:12.10)
Average Speed [km/h]	53.3	67.5	68.3	65.7	59.5
Top Speed [km/h]	69.4	68.7	69.8	66.7	64.1
Avg. Dist. to Rail [m]	7.6	1.8	0.7	3.9	5.5
Avg. Stride Freq. [Hz]	2.3	2.5	2.5	2.5	2.3
Avg. Stride Length [m]	6.3	7.6	7.6	7.4	7.4



- [] Ranking at each section and finish
- .-.- No data available at this section
- NA No data available



Horse/Jockey Name	Alpine Edge
Final Rank	11
Fastest Section Time (Section)	0:10.68 (800m)
Top Speed [km/h] (Section)	68.8 (800m)
Race State	Finished



Eagle Farm QLD Professional

Race 9: LADBROKES ASCOT HANDICAP - 1000m

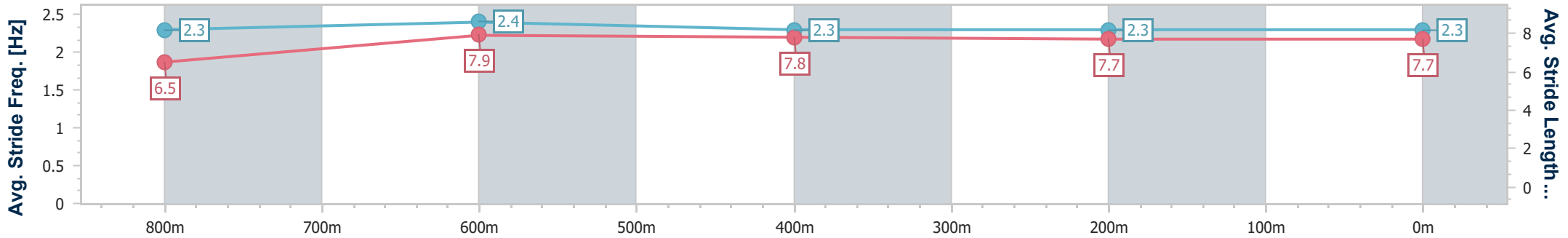
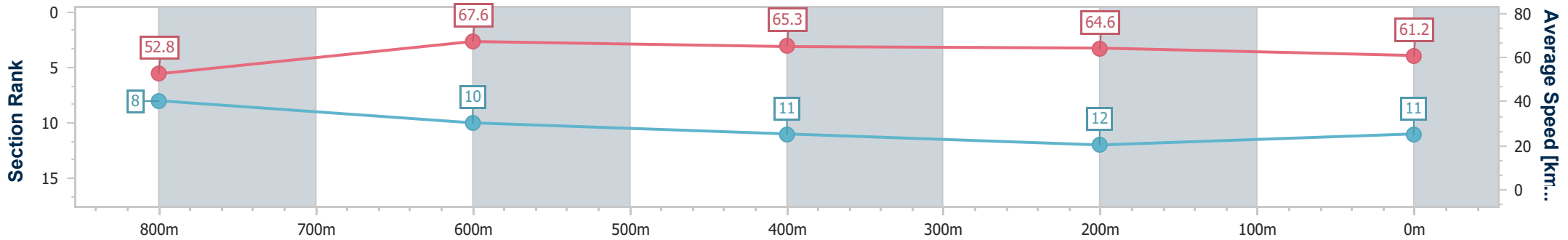
15 April 2023 - 16:39

Track Rating: Good 4, Weather: Fine, Rail Position: +3m Entire Course



BRISBANE RACING CLUB

Section	Overall	800m	600m	400m	200m
Section Times	0:58.22 [11] (0:13.66)	0:44.56 [8] (0:10.68)	0:33.88 [10] (0:11.02)	0:22.86 [11] (0:11.15)	0:11.71 [12] (0:11.71)
Average Speed [km/h]	52.8	67.6	65.3	64.6	61.2
Top Speed [km/h]	68.2	68.8	67.1	65.3	65.0
Avg. Dist. to Rail [m]	0.9	0.5	0.3	1.8	2.8
Avg. Stride Freq. [Hz]	2.3	2.4	2.3	2.3	2.3
Avg. Stride Length [m]	6.5	7.9	7.8	7.7	7.7



- [] Ranking at each section and finish
- .-.- No data available at this section
- NA No data available



Horse/Jockey Name	Soxagon
Final Rank	12
Fastest Section Time (Section)	0:10.61 (800m)
Top Speed [km/h] (Section)	69.7 (800m)
Race State	Finished



Eagle Farm QLD Professional

Race 9: LADBROKES ASCOT HANDICAP - 1000m

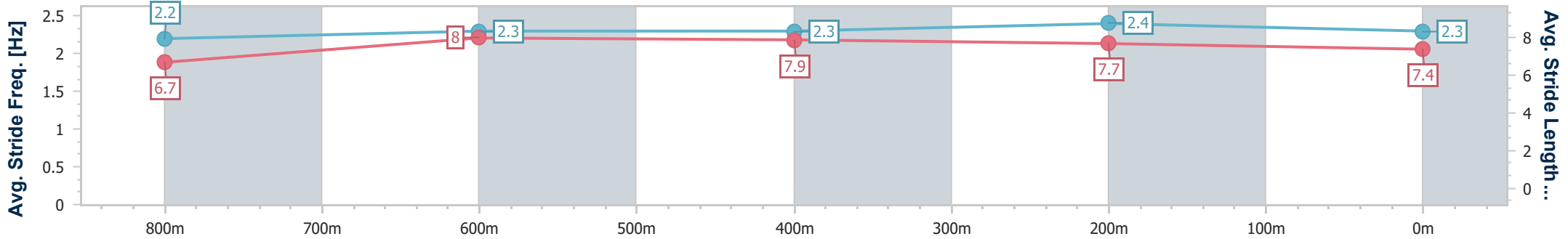
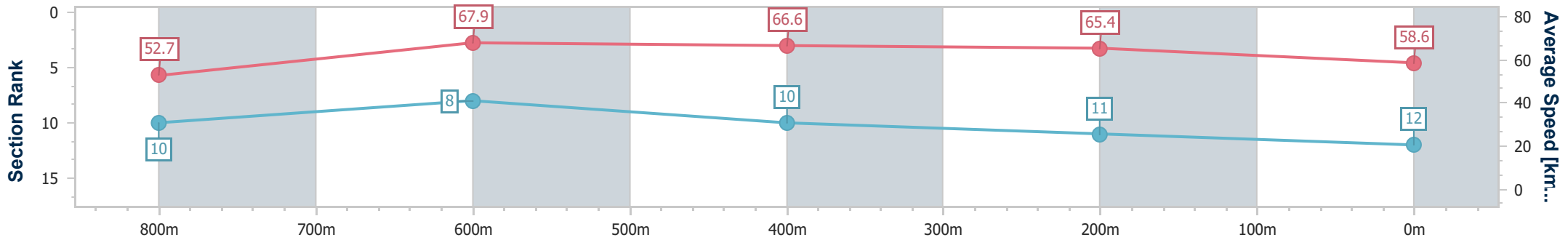
15 April 2023 - 16:39

Track Rating: Good 4, Weather: Fine, Rail Position: +3m Entire Course



BRISBANE RACING CLUB

Section	Overall	800m	600m	400m	200m
Section Times	0:58.46 [12] (0:13.72)	0:44.74 [10] (0:10.61)	0:34.13 [8] (0:10.85)	0:23.28 [10] (0:11.01)	0:12.27 [11] (0:12.27)
Average Speed [km/h]	52.7	67.9	66.6	65.4	58.6
Top Speed [km/h]	67.1	69.7	67.9	67.8	63.0
Avg. Dist. to Rail [m]	1.3	0.4	0.6	0.9	0.6
Avg. Stride Freq. [Hz]	2.2	2.3	2.3	2.4	2.3
Avg. Stride Length [m]	6.7	8.0	7.9	7.7	7.4



- [] Ranking at each section and finish
- .-.- No data available at this section
- NA No data available