



Eagle Farm QLD Professional

Race 6: THE CAGE YOUTH FOUNDATION Class 3 Plate - 1200m

15 April 2023 - 14:43



BRISBANE
RACING CLUB

Track Rating: Good 4, Weather: Fine, Rail Position: +3m Entire Course

Section		Overall											Last 600m	
Field Times		1:11.06											0:34.02	
		(0:13.55)												
		1000m												
		0:57.51												
		(0:11.62)												
		800m												
		0:45.89												
		(0:11.87)												
		600m												
		0:34.02												
		(0:11.54)												
		400m												
		0:22.48												
		(0:10.94)												
		200m												
		0:11.54												
		(0:11.54)												
Rank	TAB	Horse/Jockey	Barrier	Top Speed [km/h]	Fastest Section	Overall	1000m	800m	600m	400m	200m	Margin	Distance Travelled [m]	
1	9	AUREUS ANGEL Damien Thornton	7	68.4 400m	0:10.63 400m	1:11.06 [1] (0:14.25)	0:56.81 [8] (0:11.59)	0:45.22 [7] (0:11.81)	0:33.41 [7] (0:11.25)	0:22.16 [5] (0:10.63)	0:11.53 [2] (0:11.53)	1:11.06 0:33.41		
2	2	KAT CHINNA Nikita Beriman	11	66.1 400m	0:10.96 400m	1:11.24 [2] (0:13.55)	0:57.69 [1] (0:11.62)	0:46.07 [1] (0:11.87)	0:34.20 [1] (0:11.54)	0:22.66 [1] (0:10.96)	0:11.70 [3] (0:11.70)	1.06L 0:34.20	-4	
3	11	LOVES ME LIKEAROCK Andrew Mallyon	3	67.6 400m	0:10.79 400m	1:11.38 [3] (0:13.71)	0:57.67 [2] (0:11.92)	0:45.75 [3] (0:11.90)	0:33.85 [6] (0:11.20)	0:22.65 [3] (0:10.79)	0:11.86 [1] (0:11.86)	1.92L 0:33.85	-5	
4	14	COUNT DA BEANS Angela Jones	4	69.0 400m	0:10.61 400m	1:11.60 [4] (0:14.39)	0:57.21 [9] (0:11.69)	0:45.52 [9] (0:11.90)	0:33.62 [11] (0:11.48)	0:22.14 [12] (0:10.61)	0:11.53 [8] (0:11.53)	3.19L 0:33.62	-7	
5	20	BEFANA Jim Byrne	2	65.8 400m	0:11.09 400m	1:11.66 [5] (0:14.07)	0:57.59 [6] (0:11.65)	0:45.94 [6] (0:11.73)	0:34.21 [4] (0:11.47)	0:22.74 [6] (0:11.09)	0:11.65 [5] (0:11.65)	3.53L 0:34.21	-8	
6	15	DAME CARTLAND Taylor Marshall	13	68.7 400m	0:10.68 400m	1:11.69 [6] (0:14.54)	0:57.15 [11] (0:11.59)	0:45.56 [11] (0:11.80)	0:33.76 [10] (0:11.42)	0:22.34 [10] (0:10.68)	0:11.66 [7] (0:11.66)	3.7L 0:33.76	+1	
7	8	BILLIONAIRE BABY Larry Cassidy	22	68.6 400m	0:10.71 400m	1:11.91 [7] (0:14.70)	0:57.21 [13] (0:11.65)	0:45.56 [13] (0:11.85)	0:33.71 [13] (0:11.21)	0:22.50 [11] (0:10.71)	0:11.79 [9] (0:11.79)	5.04L 0:33.71	+1	
8	5	WIZARD OF OZ Raymond Spokes	12	66.2 400m	0:11.06 400m	1:11.95 [8] (0:13.81)	0:58.14 [3] (0:11.67)	0:46.47 [2] (0:11.71)	0:34.76 [2] (0:11.46)	0:23.30 [2] (0:11.06)	0:12.24 [4] (0:12.24)	5.24L 0:34.76	-2	
9	7	TICK TOCK QUEEN Kyle Wilson-Taylor	16	68.7 400m	0:10.78 400m	1:11.98 [9] (0:14.77)	0:57.21 [14] (0:11.64)	0:45.57 [14] (0:11.95)	0:33.62 [14] (0:11.22)	0:22.40 [14] (0:10.78)	0:11.62 [13] (0:11.62)	5.44L 0:33.62	-3	
10	6	INVINCIBLE COURAGE James Orman	5	66.5 400m	0:11.08 400m	1:11.98 [10] (0:13.96)	0:58.02 [4] (0:11.69)	0:46.33 [4] (0:11.83)	0:34.50 [5] (0:11.61)	0:22.89 [7] (0:11.08)	0:11.81 [12] (0:11.81)	5.45L 0:34.50	-3	

Scratched: Rovers Pepper (#3), Barbary Royale (#10), O'miss Behaving (#12), Memoria (#16), Smashingplates (#17), Orphan's Trust (#19), Uncle Bud (#21), Paperclip (#22)



Eagle Farm QLD Professional

Race 6: THE CAGE YOUTH FOUNDATION Class 3 Plate - 1200m

15 April 2023 - 14:43



BRISBANE
RACING CLUB

Track Rating: Good 4, Weather: Fine, Rail Position: +3m Entire Course

Section		Overall	1000m	800m	600m	400m	200m	Last 600m					
Field Times		1:11.06 (0:13.55)	0:57.51 (0:11.62)	0:45.89 (0:11.87)	0:34.02 (0:11.54)	0:22.48 (0:10.94)	0:11.54 (0:11.54)	0:34.02					
Rank	TAB Horse/Jockey	Barrier	Top Speed [km/h]	Fastest Section	Margin							Distance Travelled [m]	
11	13 REEANON Mark Du Plessis	6	67.6 400m	0:10.77 400m	1:12.01 [11] (0:14.17)	0:57.84 [7] (0:11.73)	0:46.11 [8] (0:11.87)	0:34.24 [8] (0:11.48)	0:22.76 [8] (0:10.77)	0:11.99 [6] (0:11.99)	5.59L	0:34.24	+1
12	1 BORN A WARRIOR Boris Thornton	10	67.9 400m	0:10.84 400m	1:12.05 [12] (0:14.65)	0:57.40 [12] (0:11.56)	0:45.84 [12] (0:11.81)	0:34.03 [12] (0:11.56)	0:22.47 [13] (0:10.84)	0:11.63 [14] (0:11.63)	5.84L	0:34.03	-6
13	4 THATFEELSBETTER Jaden Lloyd	8	67.3 400m	0:10.88 400m	1:12.07 [13] (0:14.51)	0:57.56 [10] (0:11.59)	0:45.97 [10] (0:11.76)	0:34.21 [9] (0:11.41)	0:22.80 [9] (0:10.88)	0:11.92 [11] (0:11.92)	5.98L	0:34.21	-5
14	18 COLLEAGUES Samantha Collett	17	67.1 400m	0:10.93 400m	1:12.27 [14] (0:15.04)	0:57.23 [15] (0:11.55)	0:45.68 [15] (0:11.78)	0:33.90 [15] (0:11.45)	0:22.45 [15] (0:10.93)	0:11.52 [15] (0:11.52)	7.12L	0:33.90	-2
15	23 MAXIE TAP Todd Banks	9	66.0 600m	0:11.29 400m	1:12.57 [15] (0:14.03)	0:58.54 [5] (0:11.67)	0:46.87 [5] (0:11.71)	0:35.16 [3] (0:11.43)	0:23.73 [4] (0:11.29)	0:12.44 [10] (0:12.44)	8.91L	0:35.16	+0

Scratched: Rovers Pepper (#3), Barbary Royale (#10), O'miss Behaving (#12), Memoria (#16), Smashingplates (#17), Orphan's Trust (#19), Uncle Bud (#21), Paperclip (#22)

[] Ranking at each section and finish
-:--:- No data available at this section
NA No data available

SCN Saddle cloth number
DNF Did not finish
DNT Did not track



Horse/Jockey Name	Aureus Angel
Final Rank	1
Fastest Section Time (Section)	0:10.63 (400m)
Top Speed [km/h] (Section)	68.4 (400m)
Race State	Finished



Eagle Farm QLD Professional

Race 6: THE CAGE YOUTH FOUNDATION Class 3 Plate - 1200m

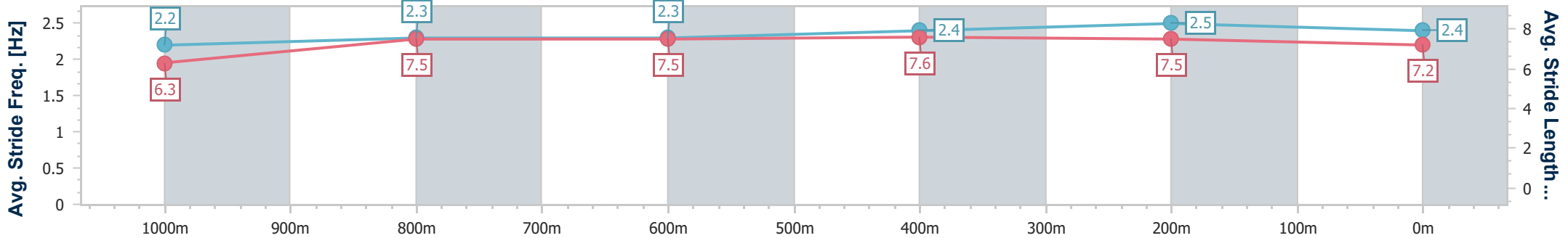
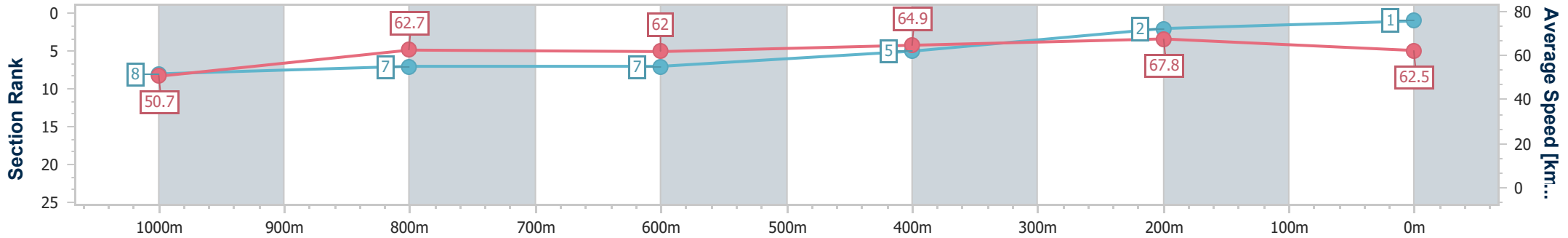
15 April 2023 - 14:43

Track Rating: Good 4, Weather: Fine, Rail Position: +3m Entire Course



BRISBANE RACING CLUB

Section	Overall	1000m	800m	600m	400m	200m
Section Times	1:11.06 [1] (0:14.25)	0:56.81 [8] (0:11.59)	0:45.22 [7] (0:11.81)	0:33.41 [7] (0:11.25)	0:22.16 [5] (0:10.63)	0:11.53 [2] (0:11.53)
Average Speed [km/h]	50.7	62.7	62.0	64.9	67.8	62.5
Top Speed [km/h]	63.5	63.5	63.6	67.9	68.4	66.8
Avg. Dist. to Rail [m]	3.9	2.2	3.3	3.1	5.4	4.9
Avg. Stride Freq. [Hz]	2.2	2.3	2.3	2.4	2.5	2.4
Avg. Stride Length [m]	6.3	7.5	7.5	7.6	7.5	7.2



- [] Ranking at each section and finish
- .-.- No data available at this section
- NA No data available



Horse/Jockey Name	Kat Chinna
Final Rank	2
Fastest Section Time (Section)	0:10.96 (400m)
Top Speed [km/h] (Section)	66.1 (400m)
Race State	Finished



Eagle Farm QLD Professional

Race 6: THE CAGE YOUTH FOUNDATION Class 3 Plate - 1200m

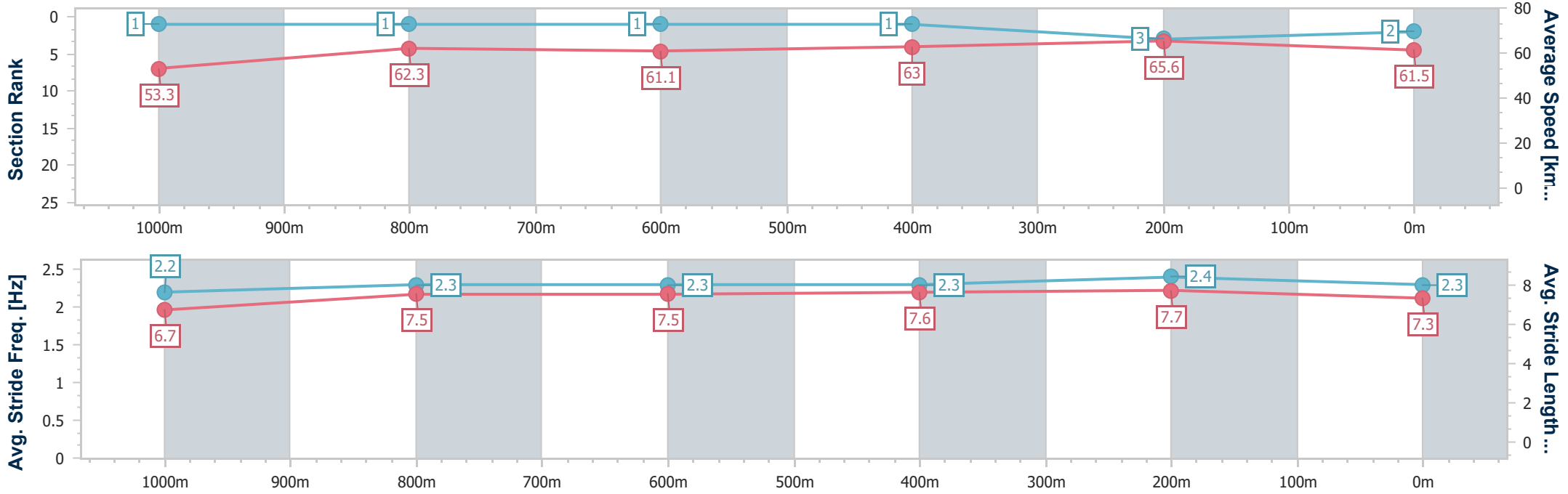
15 April 2023 - 14:43

Track Rating: Good 4, Weather: Fine, Rail Position: +3m Entire Course



BRISBANE RACING CLUB

Section	Overall	1000m	800m	600m	400m	200m
Section Times	1:11.24 [2] (0:13.55)	0:57.69 [1] (0:11.62)	0:46.07 [1] (0:11.87)	0:34.20 [1] (0:11.54)	0:22.66 [1] (0:10.96)	0:11.70 [3] (0:11.70)
Average Speed [km/h]	53.3	62.3	61.1	63.0	65.6	61.5
Top Speed [km/h]	65.1	64.5	62.1	65.7	66.1	65.0
Avg. Dist. to Rail [m]	4.9	1.2	1.6	2.0	2.8	2.9
Avg. Stride Freq. [Hz]	2.2	2.3	2.3	2.3	2.4	2.3
Avg. Stride Length [m]	6.7	7.5	7.5	7.6	7.7	7.3



- [] Ranking at each section and finish
- .-.- No data available at this section
- NA No data available



Horse/Jockey Name	Loves Me Likearock
Final Rank	3
Fastest Section Time (Section)	0:10.79 (400m)
Top Speed [km/h] (Section)	67.6 (400m)
Race State	Finished



Eagle Farm QLD Professional

Race 6: THE CAGE YOUTH FOUNDATION Class 3 Plate - 1200m

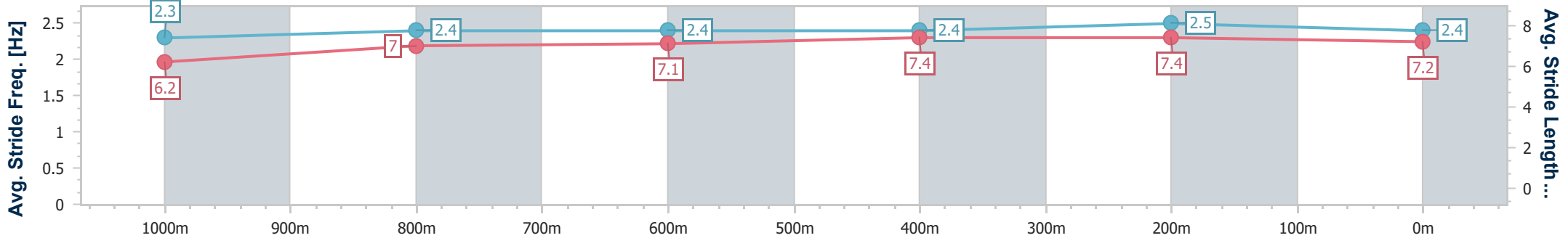
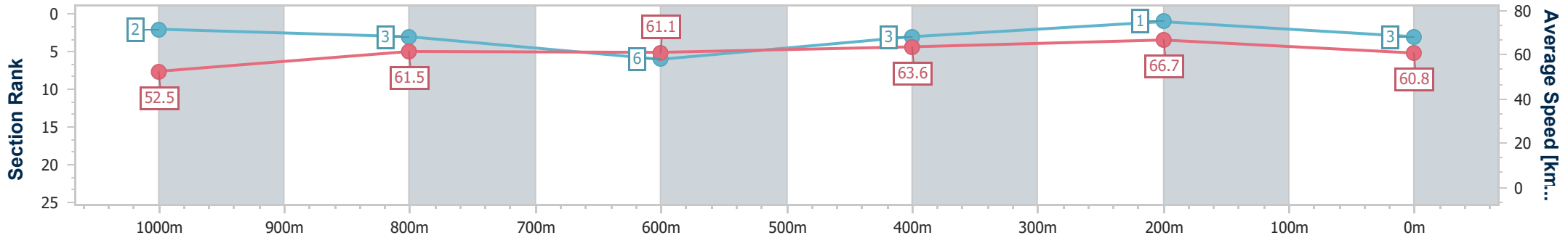
15 April 2023 - 14:43

Track Rating: Good 4, Weather: Fine, Rail Position: +3m Entire Course



BRISBANE RACING CLUB

Section	Overall	1000m	800m	600m	400m	200m
Section Times	1:11.38 [3] (0:13.71)	0:57.67 [2] (0:11.92)	0:45.75 [3] (0:11.90)	0:33.85 [6] (0:11.20)	0:22.65 [3] (0:10.79)	0:11.86 [1] (0:11.86)
Average Speed [km/h]	52.5	61.5	61.1	63.6	66.7	60.8
Top Speed [km/h]	63.5	63.3	62.2	67.0	67.6	65.2
Avg. Dist. to Rail [m]	2.0	3.3	2.0	2.1	1.4	0.2
Avg. Stride Freq. [Hz]	2.3	2.4	2.4	2.4	2.5	2.4
Avg. Stride Length [m]	6.2	7.0	7.1	7.4	7.4	7.2



- [] Ranking at each section and finish
- .-.- No data available at this section
- NA No data available



Horse/Jockey Name	Count Da Beans
Final Rank	4
Fastest Section Time (Section)	0:10.61 (400m)
Top Speed [km/h] (Section)	69.0 (400m)
Race State	Finished



Eagle Farm QLD Professional

Race 6: THE CAGE YOUTH FOUNDATION Class 3 Plate - 1200m

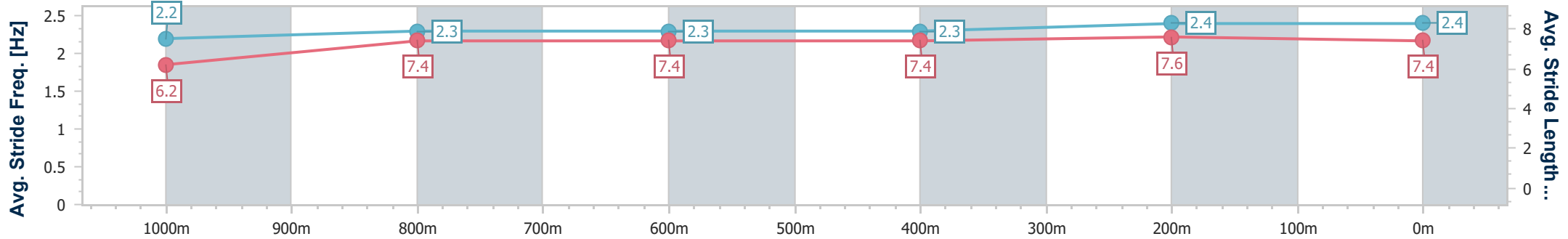
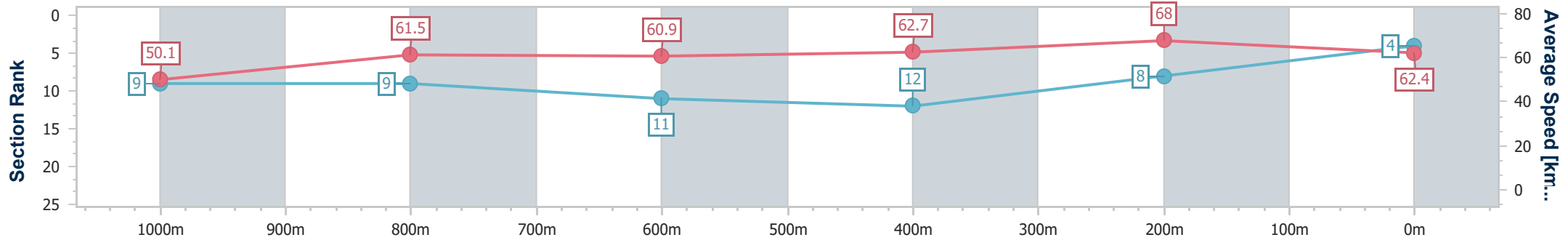
15 April 2023 - 14:43

Track Rating: Good 4, Weather: Fine, Rail Position: +3m Entire Course



BRISBANE RACING CLUB

Section	Overall	1000m	800m	600m	400m	200m
Section Times	1:11.60 [4] (0:14.39)	0:57.21 [9] (0:11.69)	0:45.52 [9] (0:11.90)	0:33.62 [11] (0:11.48)	0:22.14 [12] (0:10.61)	0:11.53 [8] (0:11.53)
Average Speed [km/h]	50.1	61.5	60.9	62.7	68.0	62.4
Top Speed [km/h]	64.5	64.5	63.5	67.6	69.0	65.2
Avg. Dist. to Rail [m]	1.0	0.2	1.1	0.7	3.0	2.7
Avg. Stride Freq. [Hz]	2.2	2.3	2.3	2.3	2.4	2.4
Avg. Stride Length [m]	6.2	7.4	7.4	7.4	7.6	7.4



- [] Ranking at each section and finish
- .-.- No data available at this section
- NA No data available



Horse/Jockey Name	Befana
Final Rank	5
Fastest Section Time (Section)	0:11.09 (400m)
Top Speed [km/h] (Section)	65.8 (400m)
Race State	Finished



Eagle Farm QLD Professional

Race 6: THE CAGE YOUTH FOUNDATION Class 3 Plate - 1200m

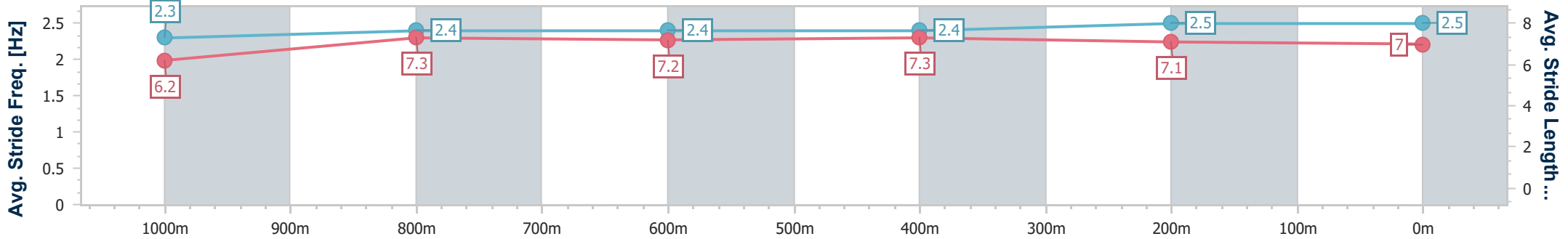
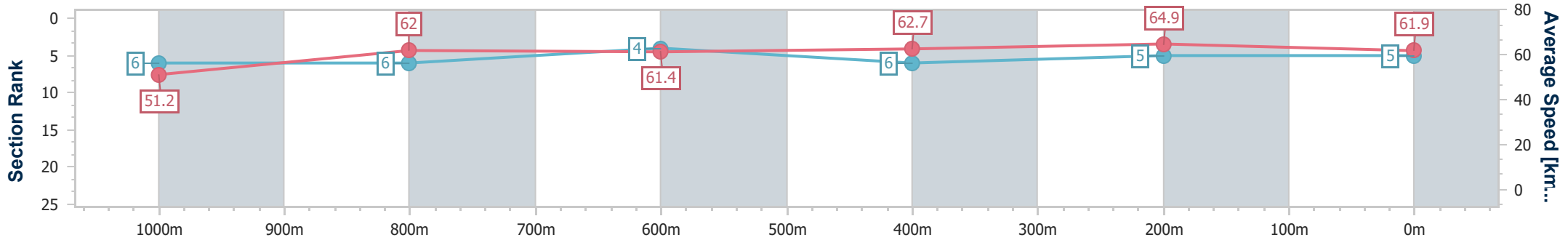
15 April 2023 - 14:43

Track Rating: Good 4, Weather: Fine, Rail Position: +3m Entire Course



BRISBANE RACING CLUB

Section	Overall	1000m	800m	600m	400m	200m
Section Times	1:11.66 [5] (0:14.07)	0:57.59 [6] (0:11.65)	0:45.94 [6] (0:11.73)	0:34.21 [4] (0:11.47)	0:22.74 [6] (0:11.09)	0:11.65 [5] (0:11.65)
Average Speed [km/h]	51.2	62.0	61.4	62.7	64.9	61.9
Top Speed [km/h]	63.9	63.6	62.6	65.4	65.8	63.8
Avg. Dist. to Rail [m]	1.0	0.6	0.2	0.2	1.2	1.1
Avg. Stride Freq. [Hz]	2.3	2.4	2.4	2.4	2.5	2.5
Avg. Stride Length [m]	6.2	7.3	7.2	7.3	7.1	7.0



- [] Ranking at each section and finish
- .-.- No data available at this section
- NA No data available



Horse/Jockey Name	Dame Cartland
Final Rank	6
Fastest Section Time (Section)	0:10.68 (400m)
Top Speed [km/h] (Section)	68.7 (400m)
Race State	Finished



Eagle Farm QLD Professional



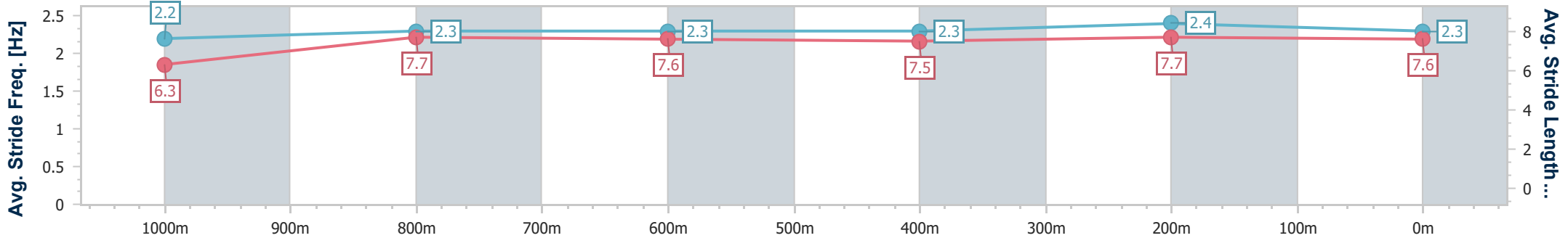
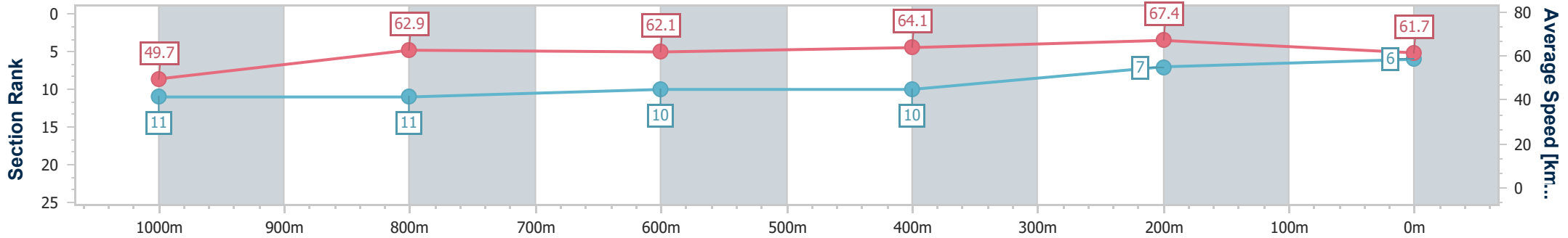
Race 6: THE CAGE YOUTH FOUNDATION Class 3 Plate - 1200m

15 April 2023 - 14:43

Track Rating: Good 4, Weather: Fine, Rail Position: +3m Entire Course

BRISBANE RACING CLUB

Section	Overall	1000m	800m	600m	400m	200m
Section Times	1:11.69 [6] (0:14.54)	0:57.15 [11] (0:11.59)	0:45.56 [11] (0:11.80)	0:33.76 [10] (0:11.42)	0:22.34 [10] (0:10.68)	0:11.66 [7] (0:11.66)
Average Speed [km/h]	49.7	62.9	62.1	64.1	67.4	61.7
Top Speed [km/h]	61.2	64.0	63.4	68.0	68.7	65.8
Avg. Dist. to Rail [m]	6.7	2.8	3.5	3.3	6.4	6.0
Avg. Stride Freq. [Hz]	2.2	2.3	2.3	2.3	2.4	2.3
Avg. Stride Length [m]	6.3	7.7	7.6	7.5	7.7	7.6



- [] Ranking at each section and finish
- .-.- No data available at this section
- NA No data available



Horse/Jockey Name	Billionair Baby
Final Rank	7
Fastest Section Time (Section)	0:10.71 (400m)
Top Speed [km/h] (Section)	68.6 (400m)
Race State	Finished



Eagle Farm QLD Professional



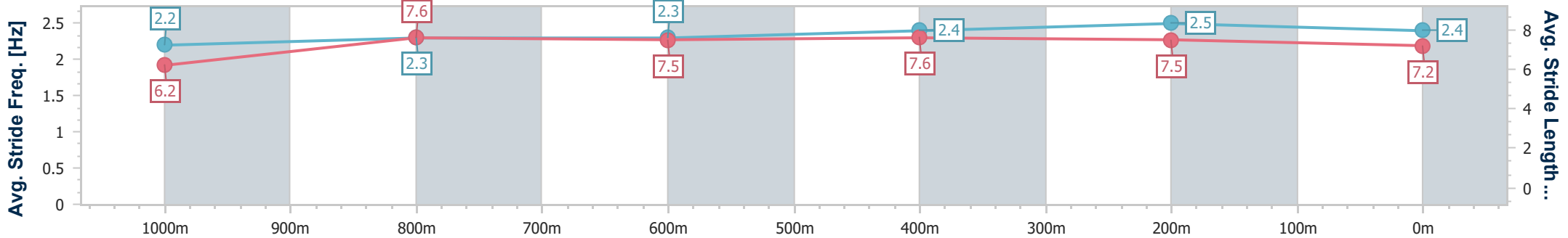
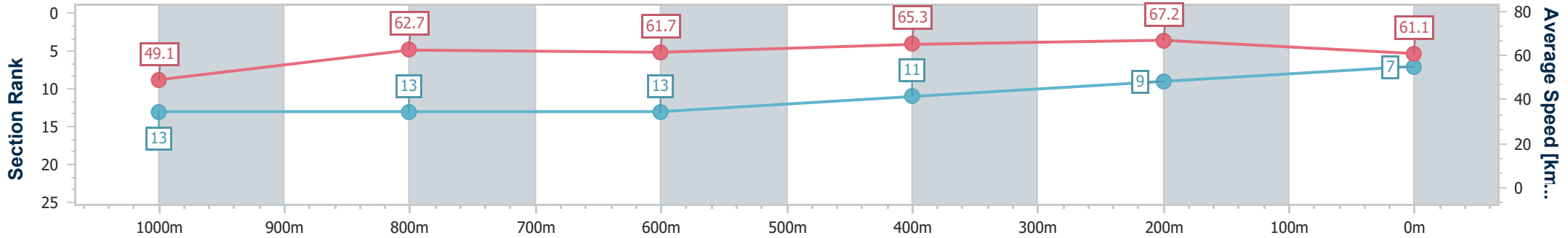
Race 6: THE CAGE YOUTH FOUNDATION Class 3 Plate - 1200m

15 April 2023 - 14:43

Track Rating: Good 4, Weather: Fine, Rail Position: +3m Entire Course

BRISBANE RACING CLUB

Section	Overall	1000m	800m	600m	400m	200m
Section Times	1:11.91 [7] (0:14.70)	0:57.21 [13] (0:11.65)	0:45.56 [13] (0:11.85)	0:33.71 [13] (0:11.21)	0:22.50 [11] (0:10.71)	0:11.79 [9] (0:11.79)
Average Speed [km/h]	49.1	62.7	61.7	65.3	67.2	61.1
Top Speed [km/h]	60.8	64.0	64.2	68.2	68.6	64.4
Avg. Dist. to Rail [m]	8.3	3.0	3.4	3.2	7.2	6.2
Avg. Stride Freq. [Hz]	2.2	2.3	2.3	2.4	2.5	2.4
Avg. Stride Length [m]	6.2	7.6	7.5	7.6	7.5	7.2



- [] Ranking at each section and finish
- .-.- No data available at this section
- NA No data available



Horse/Jockey Name	Wizard Of Oz
Final Rank	8
Fastest Section Time (Section)	0:11.06 (400m)
Top Speed [km/h] (Section)	66.2 (400m)
Race State	Finished



Eagle Farm QLD Professional

Race 6: THE CAGE YOUTH FOUNDATION Class 3 Plate - 1200m

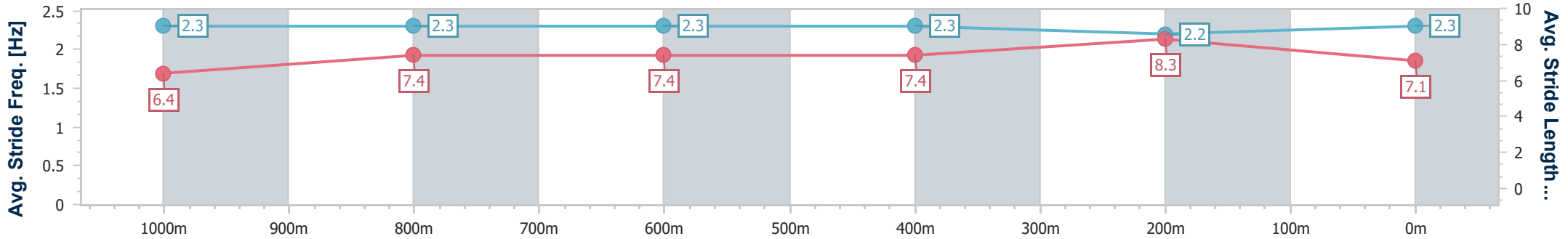
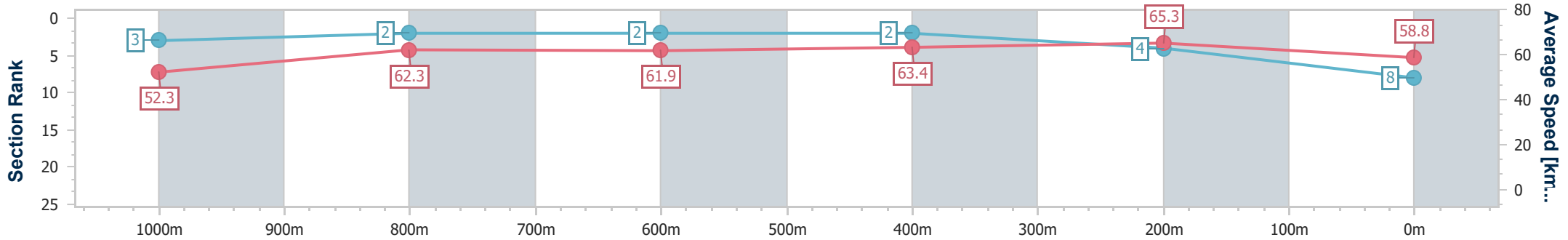
15 April 2023 - 14:43

Track Rating: Good 4, Weather: Fine, Rail Position: +3m Entire Course



BRISBANE RACING CLUB

Section	Overall	1000m	800m	600m	400m	200m
Section Times	1:11.95 [8] (0:13.81)	0:58.14 [3] (0:11.67)	0:46.47 [2] (0:11.71)	0:34.76 [2] (0:11.46)	0:23.30 [2] (0:11.06)	0:12.24 [4] (0:12.24)
Average Speed [km/h]	52.3	62.3	61.9	63.4	65.3	58.8
Top Speed [km/h]	64.1	64.3	62.6	65.9	66.2	62.2
Avg. Dist. to Rail [m]	6.2	1.8	2.1	2.4	5.1	4.4
Avg. Stride Freq. [Hz]	2.3	2.3	2.3	2.3	2.2	2.3
Avg. Stride Length [m]	6.4	7.4	7.4	7.4	8.3	7.1



- [] Ranking at each section and finish
- .-.- No data available at this section
- NA No data available



Horse/Jockey Name	Tick Tock Queen
Final Rank	9
Fastest Section Time (Section)	0:10.78 (400m)
Top Speed [km/h] (Section)	68.7 (400m)
Race State	Finished



Eagle Farm QLD Professional



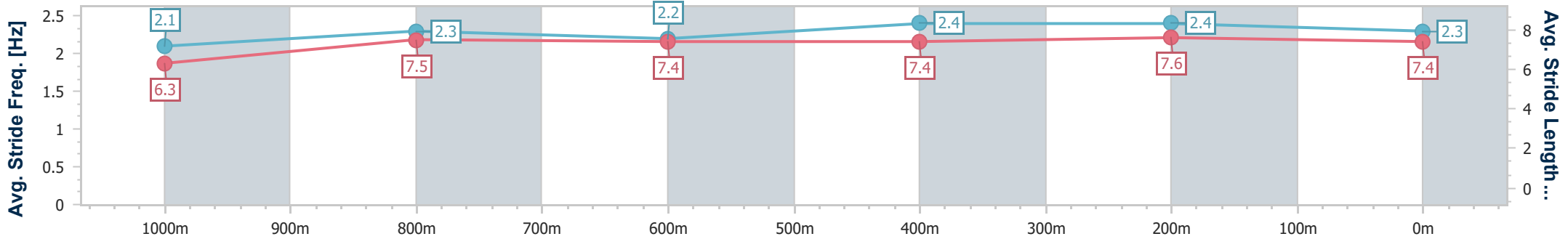
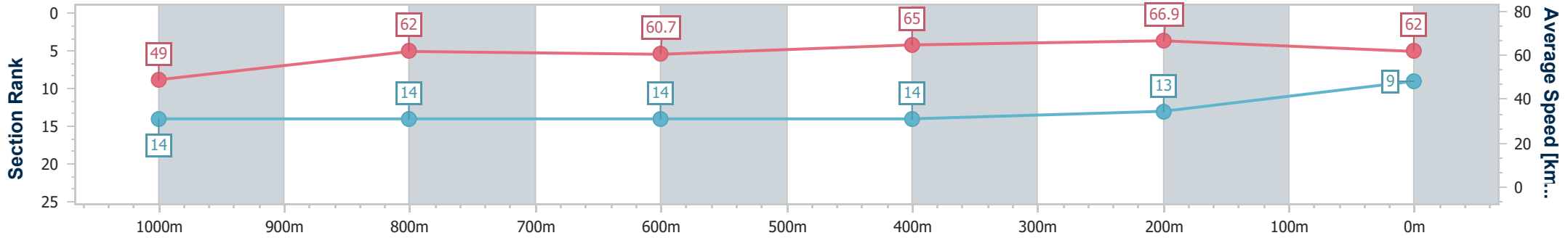
Race 6: THE CAGE YOUTH FOUNDATION Class 3 Plate - 1200m

15 April 2023 - 14:43

Track Rating: Good 4, Weather: Fine, Rail Position: +3m Entire Course

BRISBANE RACING CLUB

Section	Overall	1000m	800m	600m	400m	200m
Section Times	1:11.98 [9] (0:14.77)	0:57.21 [14] (0:11.64)	0:45.57 [14] (0:11.95)	0:33.62 [14] (0:11.22)	0:22.40 [14] (0:10.78)	0:11.62 [13] (0:11.62)
Average Speed [km/h]	49.0	62.0	60.7	65.0	66.9	62.0
Top Speed [km/h]	60.6	63.4	62.2	66.7	68.7	66.3
Avg. Dist. to Rail [m]	6.1	0.4	2.0	2.7	6.9	8.4
Avg. Stride Freq. [Hz]	2.1	2.3	2.2	2.4	2.4	2.3
Avg. Stride Length [m]	6.3	7.5	7.4	7.4	7.6	7.4



- [] Ranking at each section and finish
- .-.- No data available at this section
- NA No data available



Horse/Jockey Name	Invincible Courage
Final Rank	10
Fastest Section Time (Section)	0:11.08 (400m)
Top Speed [km/h] (Section)	66.5 (400m)
Race State	Finished



Eagle Farm QLD Professional

Race 6: THE CAGE YOUTH FOUNDATION Class 3 Plate - 1200m

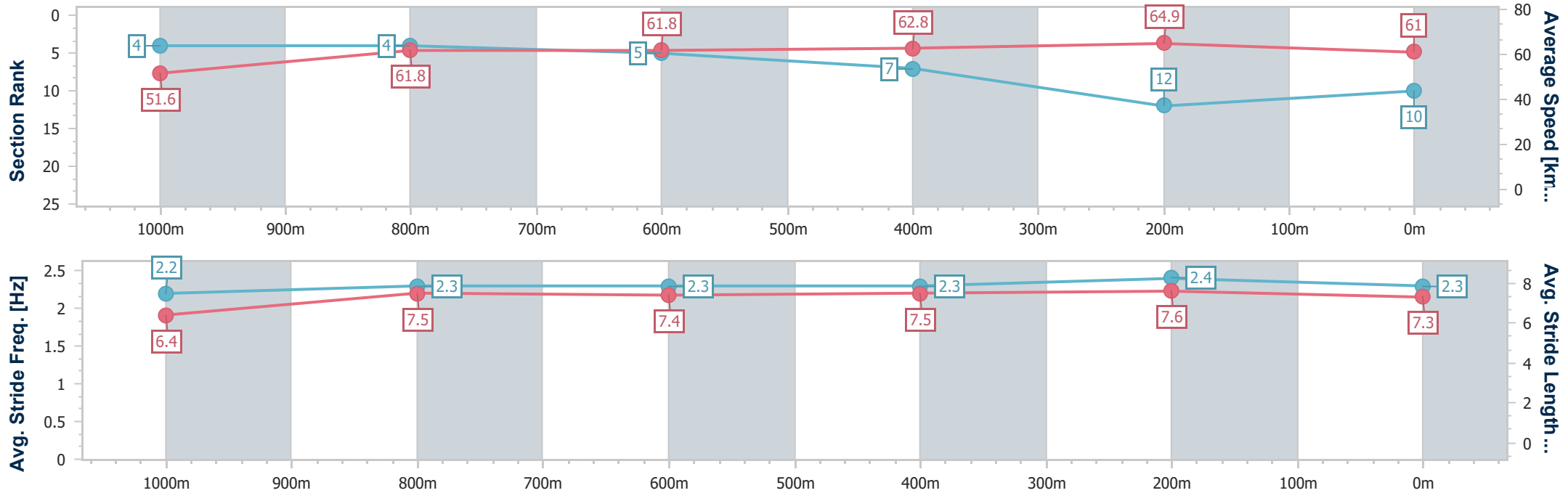
15 April 2023 - 14:43

Track Rating: Good 4, Weather: Fine, Rail Position: +3m Entire Course



BRISBANE RACING CLUB

Section	Overall	1000m	800m	600m	400m	200m
Section Times	1:11.98 [10] (0:13.96)	0:58.02 [4] (0:11.69)	0:46.33 [4] (0:11.83)	0:34.50 [5] (0:11.61)	0:22.89 [7] (0:11.08)	0:11.81 [12] (0:11.81)
Average Speed [km/h]	51.6	61.8	61.8	62.8	64.9	61.0
Top Speed [km/h]	63.6	63.1	63.7	65.4	66.5	64.7
Avg. Dist. to Rail [m]	2.2	0.9	3.1	2.1	2.3	1.5
Avg. Stride Freq. [Hz]	2.2	2.3	2.3	2.3	2.4	2.3
Avg. Stride Length [m]	6.4	7.5	7.4	7.5	7.6	7.3



- [] Ranking at each section and finish
- .-.-.- No data available at this section
- NA No data available



Horse/Jockey Name	Reanon
Final Rank	11
Fastest Section Time (Section)	0:10.77 (400m)
Top Speed [km/h] (Section)	67.6 (400m)
Race State	Finished



Eagle Farm QLD Professional

Race 6: THE CAGE YOUTH FOUNDATION Class 3 Plate - 1200m

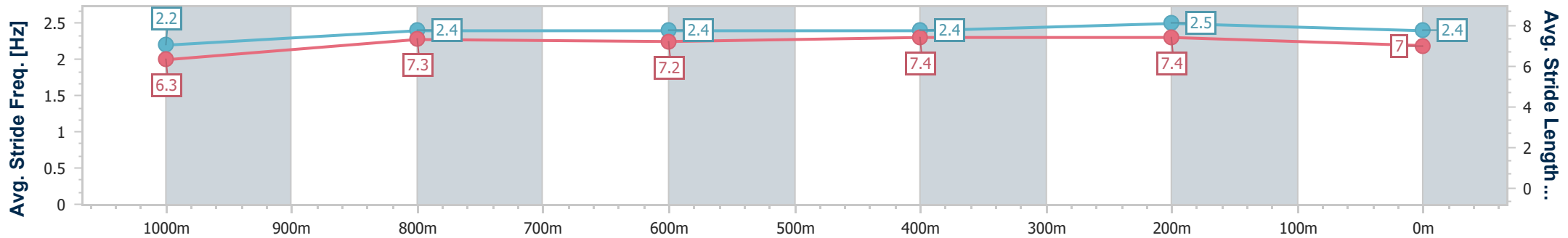
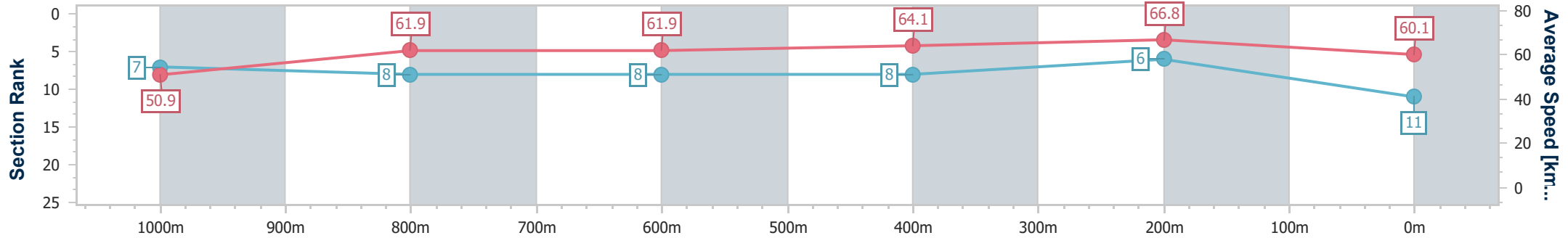
15 April 2023 - 14:43

Track Rating: Good 4, Weather: Fine, Rail Position: +3m Entire Course



BRISBANE RACING CLUB

Section	Overall	1000m	800m	600m	400m	200m
Section Times	1:12.01 [11] (0:14.17)	0:57.84 [7] (0:11.73)	0:46.11 [8] (0:11.87)	0:34.24 [8] (0:11.48)	0:22.76 [8] (0:10.77)	0:11.99 [6] (0:11.99)
Average Speed [km/h]	50.9	61.9	61.9	64.1	66.8	60.1
Top Speed [km/h]	64.3	63.5	64.5	67.1	67.6	65.0
Avg. Dist. to Rail [m]	2.5	1.9	4.6	3.9	7.3	8.5
Avg. Stride Freq. [Hz]	2.2	2.4	2.4	2.4	2.5	2.4
Avg. Stride Length [m]	6.3	7.3	7.2	7.4	7.4	7.0



- [] Ranking at each section and finish
- .-.- No data available at this section
- NA No data available



Horse/Jockey Name	Born A Warrior
Final Rank	12
Fastest Section Time (Section)	0:10.84 (400m)
Top Speed [km/h] (Section)	67.9 (400m)
Race State	Finished



Eagle Farm QLD Professional



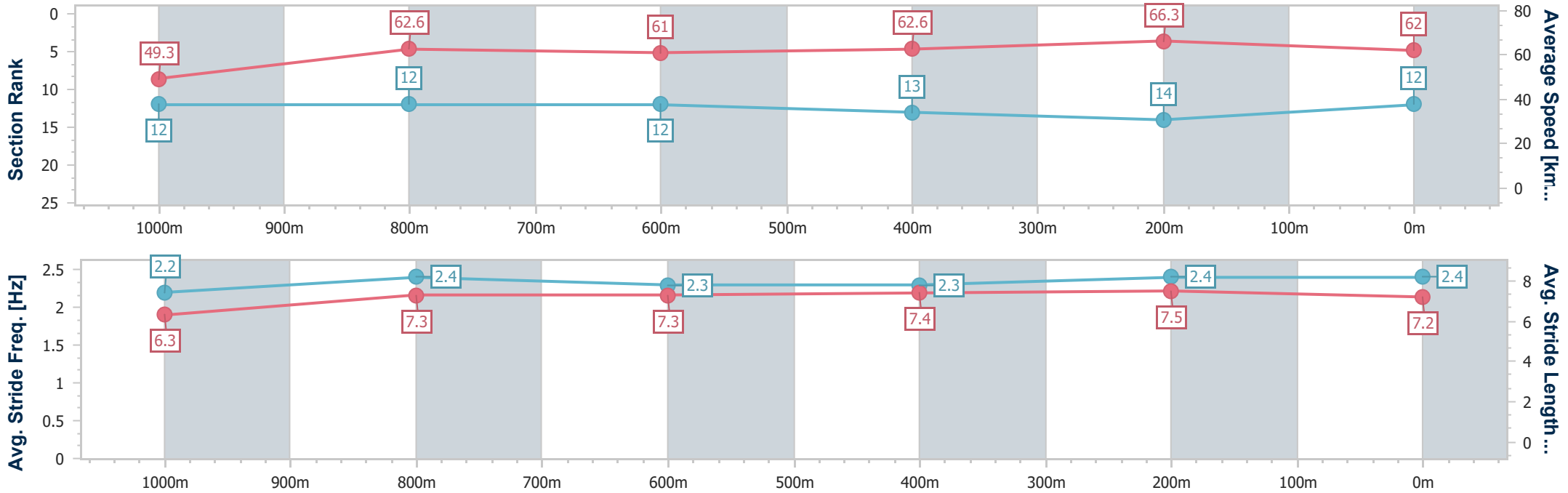
Race 6: THE CAGE YOUTH FOUNDATION Class 3 Plate - 1200m

15 April 2023 - 14:43

Track Rating: Good 4, Weather: Fine, Rail Position: +3m Entire Course

BRISBANE RACING CLUB

Section	Overall	1000m	800m	600m	400m	200m
Section Times	1:12.05 [12] (0:14.65)	0:57.40 [12] (0:11.56)	0:45.84 [12] (0:11.81)	0:34.03 [12] (0:11.56)	0:22.47 [13] (0:10.84)	0:11.63 [14] (0:11.63)
Average Speed [km/h]	49.3	62.6	61.0	62.6	66.3	62.0
Top Speed [km/h]	64.7	64.8	62.4	65.0	67.9	64.3
Avg. Dist. to Rail [m]	4.2	0.8	0.6	0.8	0.9	0.3
Avg. Stride Freq. [Hz]	2.2	2.4	2.3	2.3	2.4	2.4
Avg. Stride Length [m]	6.3	7.3	7.3	7.4	7.5	7.2



- [] Ranking at each section and finish
- .-.- No data available at this section
- NA No data available



Horse/Jockey Name	Thatfeelsbetter
Final Rank	13
Fastest Section Time (Section)	0:10.88 (400m)
Top Speed [km/h] (Section)	67.3 (400m)
Race State	Finished



Eagle Farm QLD Professional



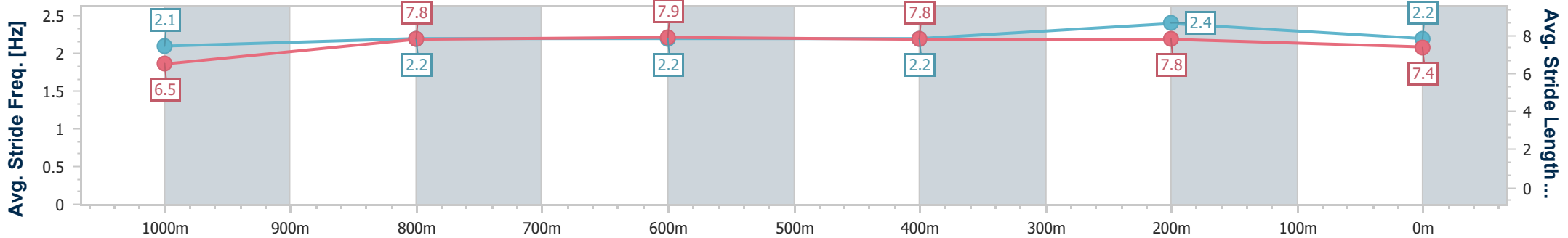
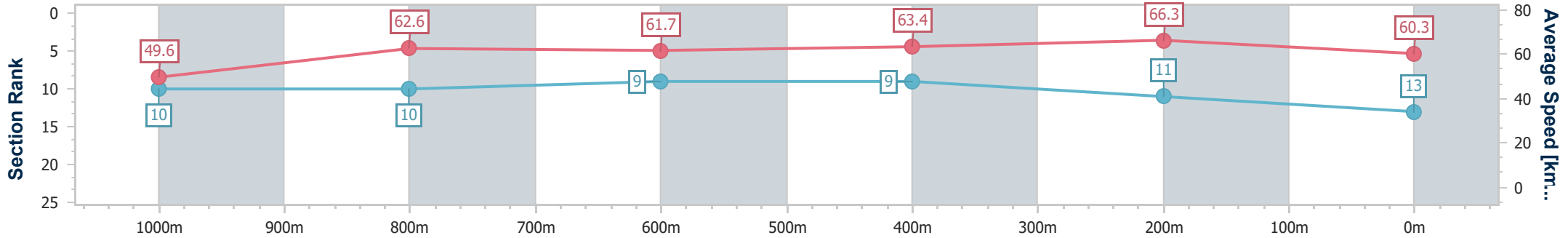
Race 6: THE CAGE YOUTH FOUNDATION Class 3 Plate - 1200m

15 April 2023 - 14:43

Track Rating: Good 4, Weather: Fine, Rail Position: +3m Entire Course

BRISBANE RACING CLUB

Section	Overall	1000m	800m	600m	400m	200m
Section Times	1:12.07 [13] (0:14.51)	0:57.56 [10] (0:11.59)	0:45.97 [10] (0:11.76)	0:34.21 [9] (0:11.41)	0:22.80 [9] (0:10.88)	0:11.92 [11] (0:11.92)
Average Speed [km/h]	49.6	62.6	61.7	63.4	66.3	60.3
Top Speed [km/h]	62.5	63.3	63.5	66.5	67.3	63.8
Avg. Dist. to Rail [m]	3.7	1.2	1.5	1.4	3.7	2.8
Avg. Stride Freq. [Hz]	2.1	2.2	2.2	2.2	2.4	2.2
Avg. Stride Length [m]	6.5	7.8	7.9	7.8	7.8	7.4



- [] Ranking at each section and finish
- .-.- No data available at this section
- NA No data available



Horse/Jockey Name	Colleagues
Final Rank	14
Fastest Section Time (Section)	0:10.93 (400m)
Top Speed [km/h] (Section)	67.1 (400m)
Race State	Finished



Eagle Farm QLD Professional



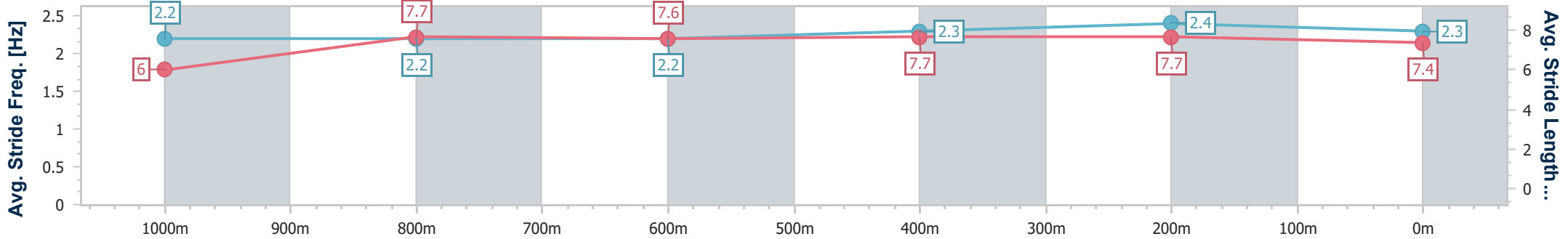
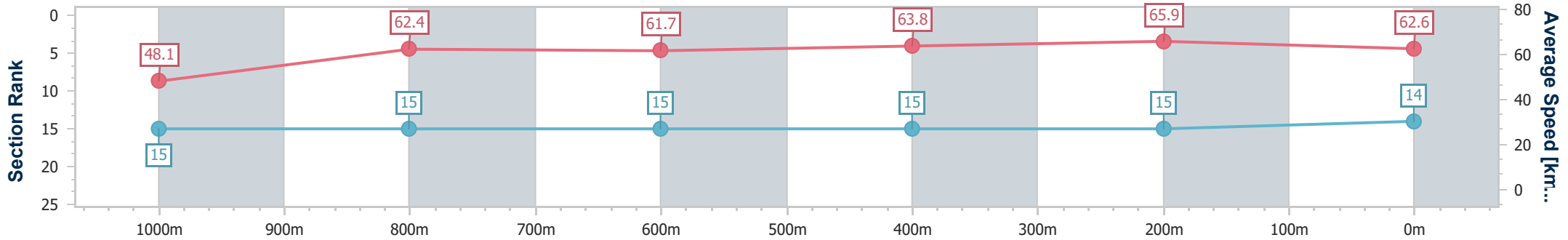
Race 6: THE CAGE YOUTH FOUNDATION Class 3 Plate - 1200m

15 April 2023 - 14:43

Track Rating: Good 4, Weather: Fine, Rail Position: +3m Entire Course

BRISBANE RACING CLUB

Section	Overall	1000m	800m	600m	400m	200m
Section Times	1:12.27 [14] (0:15.04)	0:57.23 [15] (0:11.55)	0:45.68 [15] (0:11.78)	0:33.90 [15] (0:11.45)	0:22.45 [15] (0:10.93)	0:11.52 [15] (0:11.52)
Average Speed [km/h]	48.1	62.4	61.7	63.8	65.9	62.6
Top Speed [km/h]	61.7	63.3	63.9	66.5	67.1	66.0
Avg. Dist. to Rail [m]	6.7	0.7	1.6	3.4	4.8	3.3
Avg. Stride Freq. [Hz]	2.2	2.2	2.2	2.3	2.4	2.3
Avg. Stride Length [m]	6.0	7.7	7.6	7.7	7.7	7.4



- [] Ranking at each section and finish
- .-.- No data available at this section
- NA No data available



Horse/Jockey Name	Maxie Tap
Final Rank	15
Fastest Section Time (Section)	0:11.29 (400m)
Top Speed [km/h] (Section)	66.0 (600m)
Race State	Finished



Eagle Farm QLD Professional

Race 6: THE CAGE YOUTH FOUNDATION Class 3 Plate - 1200m

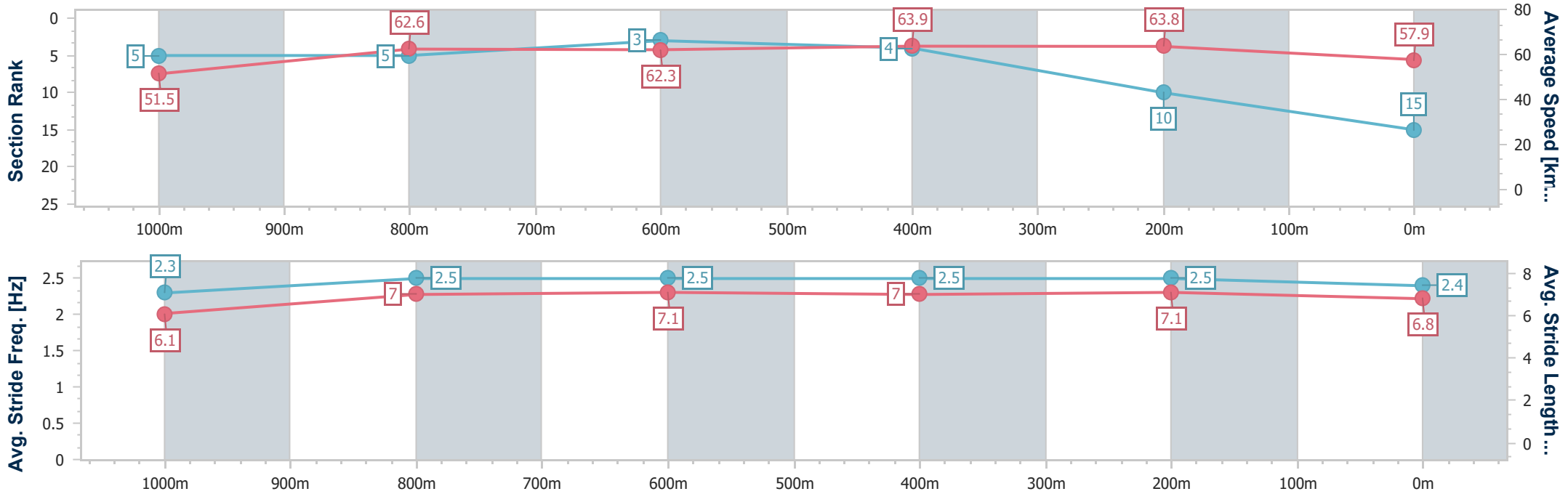
15 April 2023 - 14:43

Track Rating: Good 4, Weather: Fine, Rail Position: +3m Entire Course



BRISBANE RACING CLUB

Section	Overall	1000m	800m	600m	400m	200m
Section Times	1:12.57 [15] (0:14.03)	0:58.54 [5] (0:11.67)	0:46.87 [5] (0:11.71)	0:35.16 [3] (0:11.43)	0:23.73 [4] (0:11.29)	0:12.44 [10] (0:12.44)
Average Speed [km/h]	51.5	62.6	62.3	63.9	63.8	57.9
Top Speed [km/h]	64.1	63.5	62.7	66.0	65.8	62.0
Avg. Dist. to Rail [m]	5.3	3.0	2.6	3.2	6.1	6.5
Avg. Stride Freq. [Hz]	2.3	2.5	2.5	2.5	2.5	2.4
Avg. Stride Length [m]	6.1	7.0	7.1	7.0	7.1	6.8



- [] Ranking at each section and finish
- .-.- No data available at this section
- NA No data available