



**Eagle Farm QLD Professional**  
**Race 3: COCA-COLA NO SUGAR RASPBERRY BENCHMARK 78**  
**Handicap - 1600m**  
**15 April 2023 - 12:55**



BRISBANE  
RACING CLUB

Track Rating: Good 4, Weather: Fine, Rail Position: +3m Entire Course

Section													Overall	1400m	1200m	1000m	800m	600m	400m	Last 600m
Field Times													1:37.17 (0:13.63)	1:23.54 (0:11.03)	1:12.51 (0:11.89)	1:00.62 (0:12.43)	0:48.19 (0:12.31)	0:35.88 (0:11.75)	0:24.13 (0:11.81)	0:35.88
Rank	TAB	Horse/Jockey	Barrier	Top Speed [km/h]	Fastest Section								Distance Travelled [m]							
1	13	<b>ULTIMATE PRIDE</b> Damien Thornton	2	64.1 400m	0:11.41 400m	1:37.17 [1] (0:14.20)	1:22.97 [6] (0:11.50)	1:11.47 [7] (0:11.76)	0:59.71 [7] (0:12.30)	0:47.41 [7] (0:12.10)	0:35.31 [6] (0:11.69)	0:23.62 [6] (0:11.41)	0:35.31							
2	7	<b>BALTIC COAST</b> Andrew Mallyon	11	65.3 400m	0:11.20 400m	1:37.23 [2] (0:14.62)	1:22.61 [12] (0:12.00)	1:10.61 [13] (0:11.57)	0:59.04 [13] (0:12.25)	0:46.79 [13] (0:12.05)	0:34.74 [13] (0:11.71)	0:23.03 [13] (0:11.20)	0:34.74	+3						
3	4	<b>SECRET TALES</b> Nikita Beriman	5	64.3 1200m	0:11.33 1400m	1:37.23 [3] (0:14.27)	1:22.96 [7] (0:11.33)	1:11.63 [6] (0:11.64)	0:59.99 [6] (0:12.37)	0:47.62 [6] (0:12.28)	0:35.34 [8] (0:11.58)	0:23.76 [8] (0:11.58)	0:35.34	+2						
4	2	<b>CHARGE ON</b> James Orman	13	66.4 400m	0:11.15 400m	1:37.24 [4] (0:14.67)	1:22.57 [13] (0:11.95)	1:10.62 [12] (0:11.56)	0:59.06 [12] (0:12.03)	0:47.03 [12] (0:12.08)	0:34.95 [11] (0:11.77)	0:23.18 [11] (0:11.15)	0:34.95	+8						
5	3	<b>OUTBURST</b> Boris Thornton	3	63.8 1400m	0:11.47 1400m	1:37.35 [5] (0:14.45)	1:22.90 [8] (0:11.47)	1:11.43 [8] (0:11.75)	0:59.68 [8] (0:12.16)	0:47.52 [8] (0:12.16)	0:35.36 [10] (0:11.63)	0:23.73 [9] (0:11.51)	0:35.36	-2						
6	5	<b>THE GENERAL</b> Jim Byrne	4	66.0 Overall	0:11.30 1400m	1:37.40 [6] (0:13.71)	1:23.69 [3] (0:11.30)	1:12.39 [3] (0:11.79)	1:00.60 [2] (0:12.41)	0:48.19 [2] (0:12.13)	0:36.06 [2] (0:11.79)	0:24.27 [2] (0:11.72)	0:36.06	+1						
7	6	<b>CHASING JACKLEY</b> Jaden Lloyd	10	66.6 1400m	0:11.09 1400m	1:37.48 [7] (0:14.15)	1:23.33 [5] (0:11.09)	1:12.24 [5] (0:11.78)	1:00.46 [5] (0:12.46)	0:48.00 [5] (0:12.15)	0:35.85 [5] (0:11.74)	0:24.11 [4] (0:11.58)	0:35.85	+4						
8	12	<b>BULLOO</b> Angela Jones	12	64.3 1200m	0:11.52 400m	1:37.59 [8] (0:14.58)	1:23.01 [11] (0:11.67)	1:11.34 [11] (0:11.64)	0:59.70 [11] (0:12.08)	0:47.62 [9] (0:11.85)	0:35.77 [7] (0:11.74)	0:24.03 [7] (0:11.52)	0:35.77	+7						
9	8	<b>A BIG CHANCE</b> Mark Du Plessis	9	64.3 400m	0:11.47 400m	1:37.66 [9] (0:14.48)	1:23.18 [9] (0:11.62)	1:11.56 [9] (0:11.64)	0:59.92 [9] (0:12.20)	0:47.72 [10] (0:12.08)	0:35.64 [9] (0:11.74)	0:23.90 [10] (0:11.47)	0:35.64	+3						
10	10	<b>SEMAPHORE GIRL</b> Georgina Cartwright	6	64.4 Overall	0:11.45 400m	1:37.67 [10] (0:14.53)	1:23.14 [10] (0:11.66)	1:11.48 [10] (0:11.71)	0:59.77 [10] (0:12.27)	0:47.50 [11] (0:12.19)	0:35.31 [12] (0:11.74)	0:23.57 [12] (0:11.45)	0:35.31	+4						

[ ] Ranking at each section and finish  
 -:-:- No data available at this section  
 NA No data available

SCN Saddle cloth number  
 DNF Did not finish  
 DNT Did not track



**Eagle Farm QLD Professional**  
**Race 3: COCA-COLA NO SUGAR RASPBERRY BENCHMARK 78**  
**Handicap - 1600m**  
**15 April 2023 - 12:55**



BRISBANE  
RACING CLUB

Track Rating: Good 4, Weather: Fine, Rail Position: +3m Entire Course

Section	Overall	1400m	1200m	1000m	800m	600m	400m	Last 600m
Field Times	1:37.17 (0:13.63)	1:23.54 (0:11.03)	1:12.51 (0:11.89)	1:00.62 (0:12.43)	0:48.19 (0:12.31)	0:35.88 (0:11.75)	0:24.13 (0:11.81)	0:35.88

Rank	TAB	Horse/Jockey	Barrier	Top Speed [km/h]	Fastest Section	Overall	1400m	1200m	1000m	800m	600m	400m	Last 600m	Distance Travelled [m]
11	1	MIYAKE Melea Castle	8	67.7 1400m	0:11.03 1400m	1:38.06 [11] (0:13.63)	1:24.43 [1] (0:11.03)	1:13.40 [1] (0:11.89)	1:01.51 [1] (0:12.43)	0:49.08 [1] (0:12.31)	0:36.77 [1] (0:11.75)	0:25.02 [1] (0:11.91)	0:36.77	+3
12	11	GRINZINGER KNIGHT Taylor Marshall	1	67.2 1400m	0:11.18 1400m	1:38.11 [12] (0:13.65)	1:24.46 [2] (0:11.18)	1:13.28 [2] (0:12.11)	1:01.17 [3] (0:12.41)	0:48.76 [3] (0:12.18)	0:36.58 [3] (0:11.78)	0:24.80 [3] (0:11.90)	0:36.58	+4
13	9	PRIVATE BANKER Samantha Collett	7	65.5 Overall	0:11.39 1400m	1:39.51 [13] (0:13.84)	1:25.67 [4] (0:11.39)	1:14.28 [4] (0:11.79)	1:02.49 [4] (0:12.46)	0:50.03 [4] (0:12.10)	0:37.93 [4] (0:11.95)	0:25.98 [5] (0:12.30)	0:37.93	+10

[ ] Ranking at each section and finish  
 -:-:-:- No data available at this section  
 NA No data available

SCN Saddle cloth number  
 DNF Did not finish  
 DNT Did not track



**Eagle Farm QLD Professional**  
**Race 3: COCA-COLA NO SUGAR RASPBERRY BENCHMARK 78**  
**Handicap - 1600m**  
**15 April 2023 - 12:55**



Track Rating: Good 4, Weather: Fine, Rail Position: +3m Entire Course

Section				200m				Last 600m	
Field Times				0:12.32 (0:12.32)				0:35.88	
Rank	TAB	Horse/Jockey	Barrier	Top Speed [km/h]	Fastest Section	Margin			Distance Travelled [m]
1	13	<b>ULTIMATE PRIDE</b> Damien Thornton	2	64.1 400m	0:11.41 400m	0:12.21 [3] (0:12.21)	1:37.17		0:35.31
2	7	<b>BALTIC COAST</b> Andrew Mallyon	11	65.3 400m	0:11.20 400m	0:11.83 [11] (0:11.83)	0.37L		0:34.74 +3
3	4	<b>SECRET TALES</b> Nikita Beriman	5	64.3 1200m	0:11.33 1400m	0:12.18 [8] (0:12.18)	0.39L		0:35.34 +2
4	2	<b>CHARGE ON</b> James Orman	13	66.4 400m	0:11.15 400m	0:12.03 [6] (0:12.03)	0.46L		0:34.95 +8
5	3	<b>OUTBURST</b> Boris Thornton	3	63.8 1400m	0:11.47 1400m	0:12.22 [10] (0:12.22)	1.07L		0:35.36 -2
6	5	<b>THE GENERAL</b> Jim Byrne	4	66.0 Overall	0:11.30 1400m	0:12.55 [1] (0:12.55)	1.36L		0:36.06 +1
7	6	<b>CHASING JACKLEY</b> Jaden Lloyd	10	66.6 1400m	0:11.09 1400m	0:12.53 [4] (0:12.53)	1.84L		0:35.85 +4
8	12	<b>BULLOO</b> Angela Jones	12	64.3 1200m	0:11.52 400m	0:12.51 [5] (0:12.51)	2.48L		0:35.77 +7
9	8	<b>A BIG CHANCE</b> Mark Du Plessis	9	64.3 400m	0:11.47 400m	0:12.43 [9] (0:12.43)	2.9L		0:35.64 +3
10	10	<b>SEMAPHORE GIRL</b> Georgina Cartwright	6	64.4 Overall	0:11.45 400m	0:12.12 [12] (0:12.12)	2.99L		0:35.31 +4



**Eagle Farm QLD Professional**  
**Race 3: COCA-COLA NO SUGAR RASPBERRY BENCHMARK 78**  
**Handicap - 1600m**  
**15 April 2023 - 12:55**



Track Rating: Good 4, Weather: Fine, Rail Position: +3m Entire Course

Section				200m				Last 600m	
Field Times				0:12.32 (0:12.32)				0:35.88	
Rank	TAB Horse/Jockey	Barrier	Top Speed [km/h]	Fastest Section	Margin		Distance Travelled [m]		
11	1 <b>MIYAKE</b>	8	67.7	0:11.03	0:13.11 [2]	5.26L		0:36.77	+3
	Melea Castle		1400m	1400m	(0:13.11)				
12	11 <b>GRINZINGER KNIGHT</b>	1	67.2	0:11.18	0:12.90 [7]	5.54L		0:36.58	+4
	Taylor Marshall		1400m	1400m	(0:12.90)				
13	9 <b>PRIVATE BANKER</b>	7	65.5	0:11.39	0:13.68 [13]	13.8L		0:37.93	+10
	Samantha Collett		Overall	1400m	(0:13.68)				



Horse/Jockey Name	Ultimate Pride
Final Rank	1
Fastest Section Time (Section)	0:11.41 (400m)
Top Speed [km/h] (Section)	64.1 (400m)
Race State	Finished

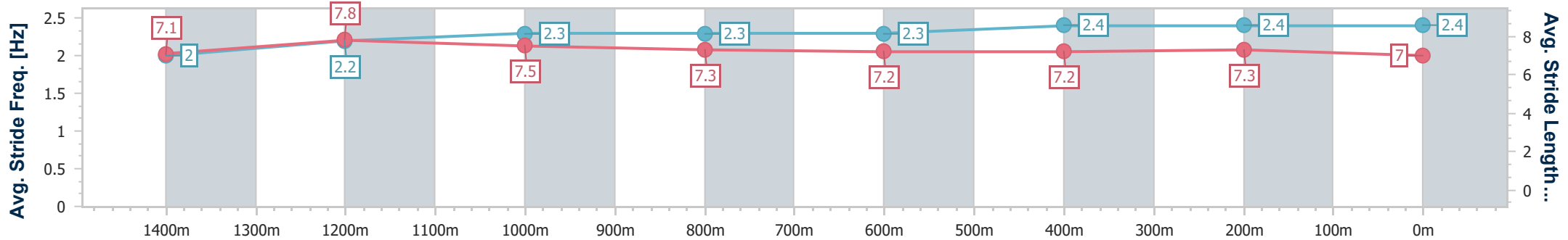
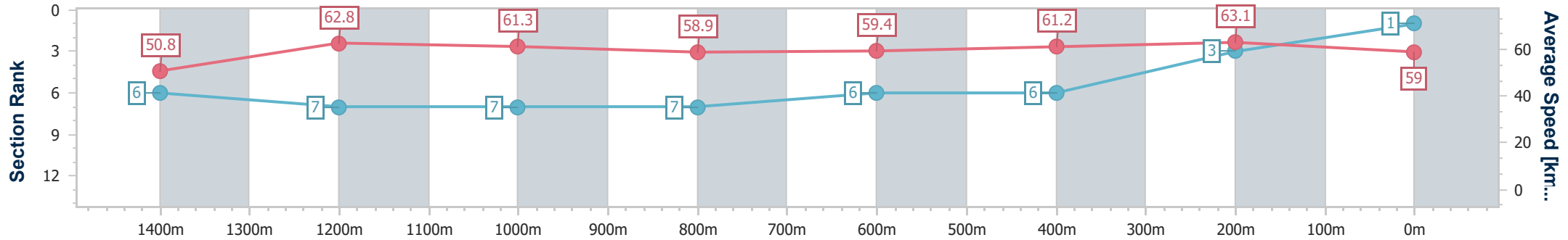


Eagle Farm QLD Professional  
 Race 3: COCA-COLA NO SUGAR RASPBERRY BENCHMARK  
 78 Handicap - 1600m  
 15 April 2023 - 12:55  
 Track Rating: Good 4, Weather: Fine, Rail Position: +3m Entire Course



BRISBANE  
 RACING CLUB

Section	Overall	1400m	1200m	1000m	800m	600m	400m	200m
Section Times	1:37.17 [1] (0:14.20)	1:22.97 [6] (0:11.50)	1:11.47 [7] (0:11.76)	0:59.71 [7] (0:12.30)	0:47.41 [7] (0:12.10)	0:35.31 [6] (0:11.69)	0:23.62 [6] (0:11.41)	0:12.21 [3] (0:12.21)
Average Speed [km/h]	50.8	62.8	61.3	58.9	59.4	61.2	63.1	59.0
Top Speed [km/h]	63.9	63.5	62.4	60.8	61.2	62.7	64.1	61.7
Avg. Dist. to Rail [m]	7.4	2.1	2.7	1.1	0.3	1.0	0.2	0.6
Avg. Stride Freq. [Hz]	2.0	2.2	2.3	2.3	2.3	2.4	2.4	2.4
Avg. Stride Length [m]	7.1	7.8	7.5	7.3	7.2	7.2	7.3	7.0



- [ ] Ranking at each section and finish
- .-.- No data available at this section
- NA No data available



Horse/Jockey Name	Baltic Coast
Final Rank	2
Fastest Section Time (Section)	0:11.20 (400m)
Top Speed [km/h] (Section)	65.3 (400m)
Race State	Finished

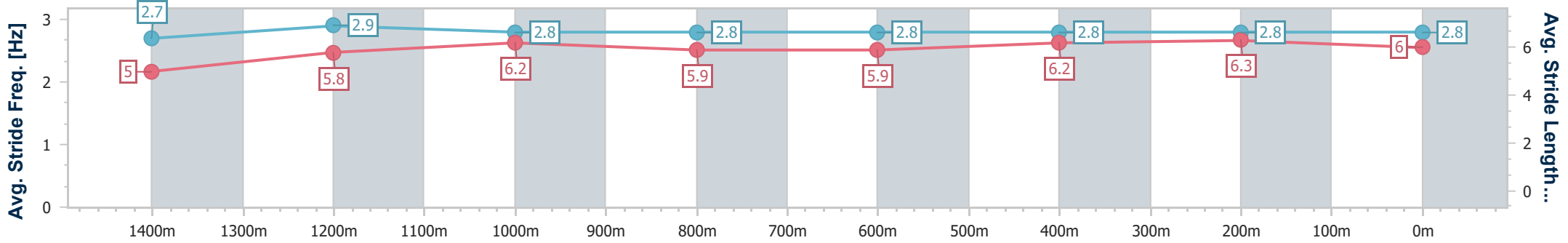
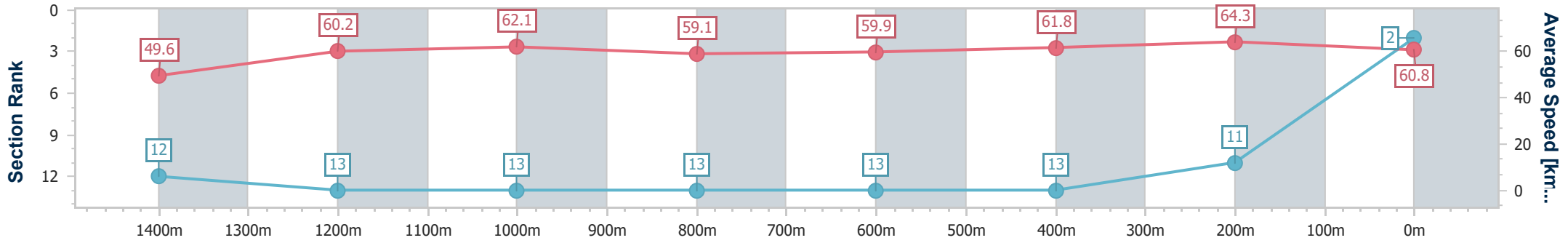


Eagle Farm QLD Professional  
 Race 3: COCA-COLA NO SUGAR RASPBERRY BENCHMARK  
 78 Handicap - 1600m  
 15 April 2023 - 12:55  
 Track Rating: Good 4, Weather: Fine, Rail Position: +3m Entire Course



BRISBANE RACING CLUB

Section	Overall	1400m	1200m	1000m	800m	600m	400m	200m
Section Times	1:37.23 [2] (0:14.62)	1:22.61 [12] (0:12.00)	1:10.61 [13] (0:11.57)	0:59.04 [13] (0:12.25)	0:46.79 [13] (0:12.05)	0:34.74 [13] (0:11.71)	0:23.03 [13] (0:11.20)	0:11.83 [11] (0:11.83)
Average Speed [km/h]	49.6	60.2	62.1	59.1	59.9	61.8	64.3	60.8
Top Speed [km/h]	61.7	62.9	64.6	60.3	61.6	64.6	65.3	63.6
Avg. Dist. to Rail [m]	11.9	2.4	2.0	1.0	0.8	0.8	4.9	7.4
Avg. Stride Freq. [Hz]	2.7	2.9	2.8	2.8	2.8	2.8	2.8	2.8
Avg. Stride Length [m]	5.0	5.8	6.2	5.9	5.9	6.2	6.3	6.0



- [ ] Ranking at each section and finish
- .-.- No data available at this section
- NA No data available



Horse/Jockey Name	Secret Tales
Final Rank	3
Fastest Section Time (Section)	0:11.33 (1400m)
Top Speed [km/h] (Section)	64.3 (1200m)
Race State	Finished

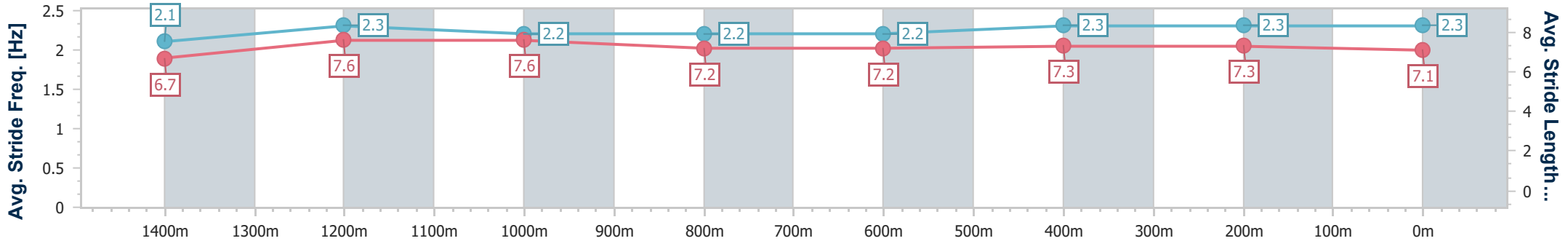
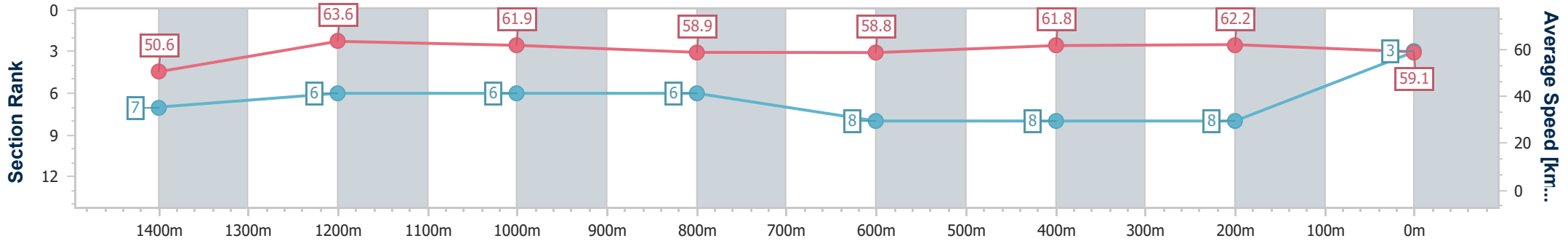


Eagle Farm QLD Professional  
 Race 3: COCA-COLA NO SUGAR RASPBERRY BENCHMARK  
 78 Handicap - 1600m  
 15 April 2023 - 12:55  
 Track Rating: Good 4, Weather: Fine, Rail Position: +3m Entire Course



BRISBANE  
 RACING CLUB

Section	Overall	1400m	1200m	1000m	800m	600m	400m	200m
Section Times	1:37.23 [3] (0:14.27)	1:22.96 [7] (0:11.33)	1:11.63 [6] (0:11.64)	0:59.99 [6] (0:12.37)	0:47.62 [6] (0:12.28)	0:35.34 [8] (0:11.58)	0:23.76 [8] (0:11.58)	0:12.18 [8] (0:12.18)
Average Speed [km/h]	50.6	63.6	61.9	58.9	58.8	61.8	62.2	59.1
Top Speed [km/h]	63.3	63.9	64.3	60.9	61.3	64.2	64.3	61.6
Avg. Dist. to Rail [m]	8.9	1.8	2.8	2.1	1.2	1.7	0.5	2.5
Avg. Stride Freq. [Hz]	2.1	2.3	2.2	2.2	2.2	2.3	2.3	2.3
Avg. Stride Length [m]	6.7	7.6	7.6	7.2	7.2	7.3	7.3	7.1



- [ ] Ranking at each section and finish
- .-.- No data available at this section
- NA No data available



Horse/Jockey Name	Charge On
Final Rank	4
Fastest Section Time (Section)	0:11.15 (400m)
Top Speed [km/h] (Section)	66.4 (400m)
Race State	Finished

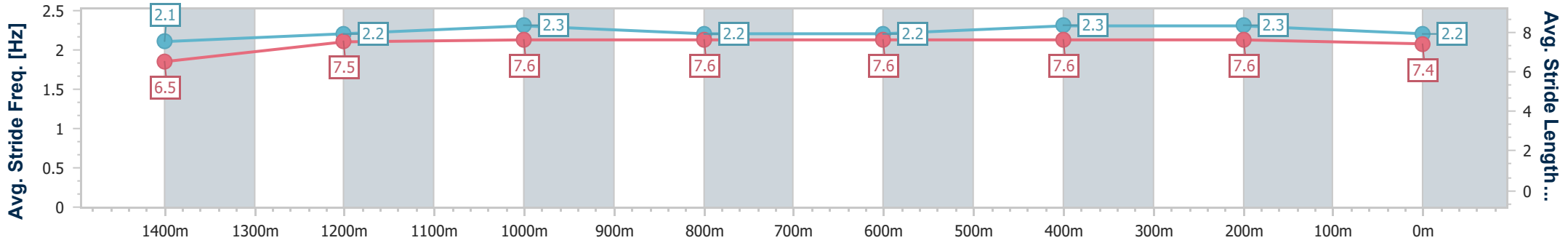
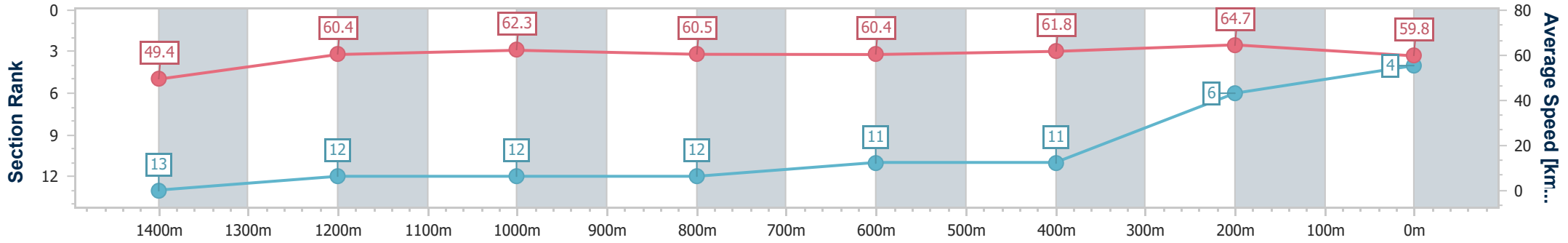


Eagle Farm QLD Professional  
 Race 3: COCA-COLA NO SUGAR RASPBERRY BENCHMARK  
 78 Handicap - 1600m  
 15 April 2023 - 12:55  
 Track Rating: Good 4, Weather: Fine, Rail Position: +3m Entire Course



BRISBANE RACING CLUB

Section	Overall	1400m	1200m	1000m	800m	600m	400m	200m
Section Times	1:37.24 [4] (0:14.67)	1:22.57 [13] (0:11.95)	1:10.62 [12] (0:11.56)	0:59.06 [12] (0:12.03)	0:47.03 [12] (0:12.08)	0:34.95 [11] (0:11.77)	0:23.18 [11] (0:11.15)	0:12.03 [6] (0:12.03)
Average Speed [km/h]	49.4	60.4	62.3	60.5	60.4	61.8	64.7	59.8
Top Speed [km/h]	61.7	62.3	64.9	62.7	61.3	64.4	66.4	63.4
Avg. Dist. to Rail [m]	13.5	3.2	2.6	2.1	2.7	2.4	4.8	6.4
Avg. Stride Freq. [Hz]	2.1	2.2	2.3	2.2	2.2	2.3	2.3	2.2
Avg. Stride Length [m]	6.5	7.5	7.6	7.6	7.6	7.6	7.6	7.4



- [ ] Ranking at each section and finish
- .-.- No data available at this section
- NA No data available





Horse/Jockey Name	Outburst
Final Rank	5
Fastest Section Time (Section)	0:11.47 (1400m)
Top Speed [km/h] (Section)	63.8 (1400m)
Race State	Finished

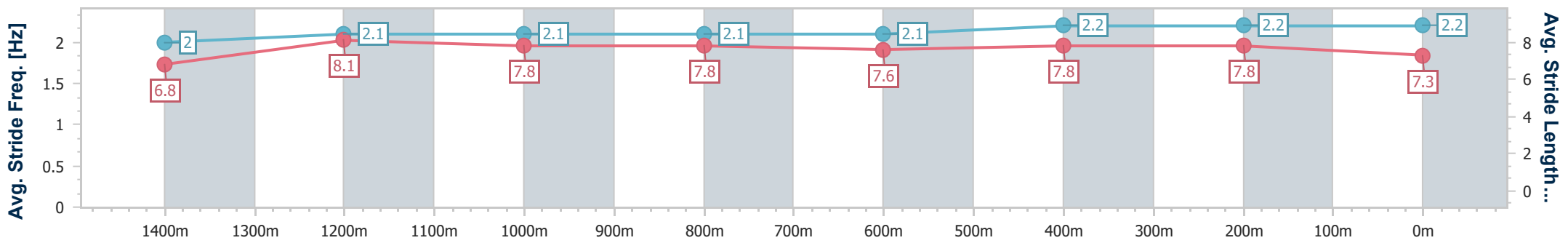
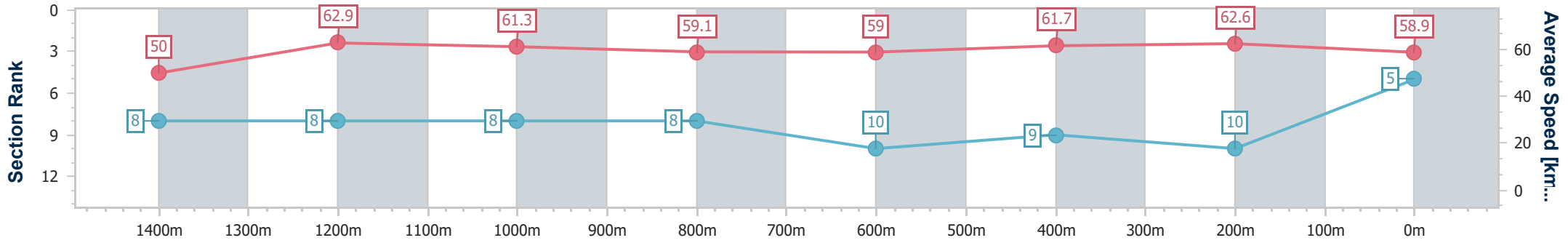


Eagle Farm QLD Professional  
 Race 3: COCA-COLA NO SUGAR RASPBERRY BENCHMARK  
 78 Handicap - 1600m  
 15 April 2023 - 12:55  
 Track Rating: Good 4, Weather: Fine, Rail Position: +3m Entire Course



BRISBANE RACING CLUB

Section	Overall	1400m	1200m	1000m	800m	600m	400m	200m						
Section Times	1:37.35 [5] (0:14.45)	1:22.90 [8] (0:11.47)	1:11.43 [8] (0:11.75)	0:59.68 [8] (0:12.16)	0:47.52 [8] (0:12.16)	0:35.36 [10] (0:11.63)	0:23.73 [9] (0:11.51)	0:12.22 [10] (0:12.22)						
Average Speed [km/h]	50.0	62.9	61.3	59.1	59.0	61.7	62.6	58.9						
Top Speed [km/h]	62.9	63.8	62.5	60.6	60.6	63.1	63.7	62.5						
Avg. Dist. to Rail [m]	8.4	1.9	2.0	0.9	0.9	0.8	0.4	0.4						
Avg. Stride Freq. [Hz]	2.0	2.1	2.1	2.1	2.1	2.2	2.2	2.2						
Avg. Stride Length [m]	6.8	8.1	7.8	7.8	7.6	7.8	7.8	7.3						



- [ ] Ranking at each section and finish
- .-.- No data available at this section
- NA No data available



Horse/Jockey Name	The General
Final Rank	6
Fastest Section Time (Section)	0:11.30 (1400m)
Top Speed [km/h] (Section)	66.0 (Overall)
Race State	Finished

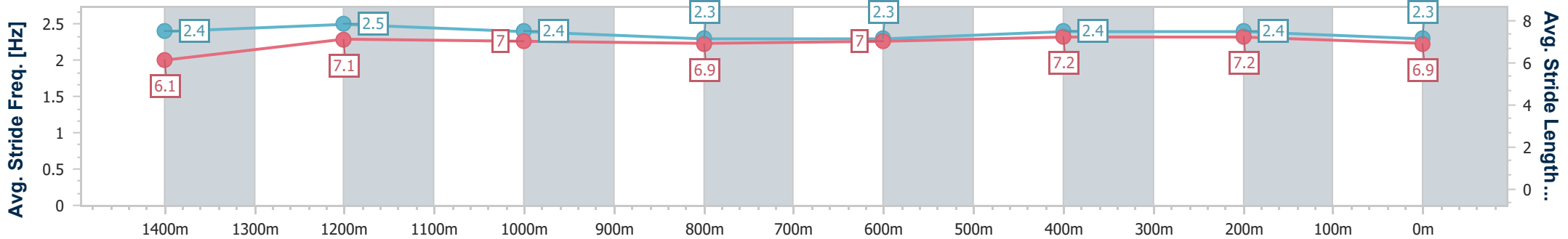
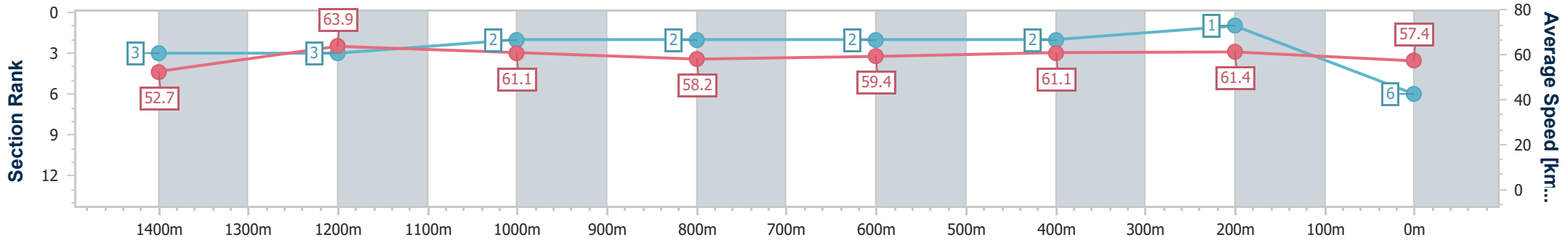


Eagle Farm QLD Professional  
 Race 3: COCA-COLA NO SUGAR RASPBERRY BENCHMARK  
 78 Handicap - 1600m  
 15 April 2023 - 12:55  
 Track Rating: Good 4, Weather: Fine, Rail Position: +3m Entire Course



BRISBANE  
 RACING CLUB

Section	Overall	1400m	1200m	1000m	800m	600m	400m	200m						
Section Times	1:37.40 [6] (0:13.71)	1:23.69 [3] (0:11.30)	1:12.39 [3] (0:11.79)	1:00.60 [2] (0:12.41)	0:48.19 [2] (0:12.13)	0:36.06 [2] (0:11.79)	0:24.27 [2] (0:11.72)	0:12.55 [1] (0:12.55)						
Average Speed [km/h]	52.7	63.9	61.1	58.2	59.4	61.1	61.4	57.4						
Top Speed [km/h]	66.0	65.3	63.8	59.1	60.4	62.6	62.7	60.8						
Avg. Dist. to Rail [m]	8.9	2.0	2.0	0.7	0.2	0.2	0.5	2.4						
Avg. Stride Freq. [Hz]	2.4	2.5	2.4	2.3	2.3	2.4	2.4	2.3						
Avg. Stride Length [m]	6.1	7.1	7.0	6.9	7.0	7.2	7.2	6.9						



- [ ] Ranking at each section and finish
- .-.- No data available at this section
- NA No data available



Horse/Jockey Name	Chasing Jackley
Final Rank	7
Fastest Section Time (Section)	0:11.09 (1400m)
Top Speed [km/h] (Section)	66.6 (1400m)
Race State	Finished

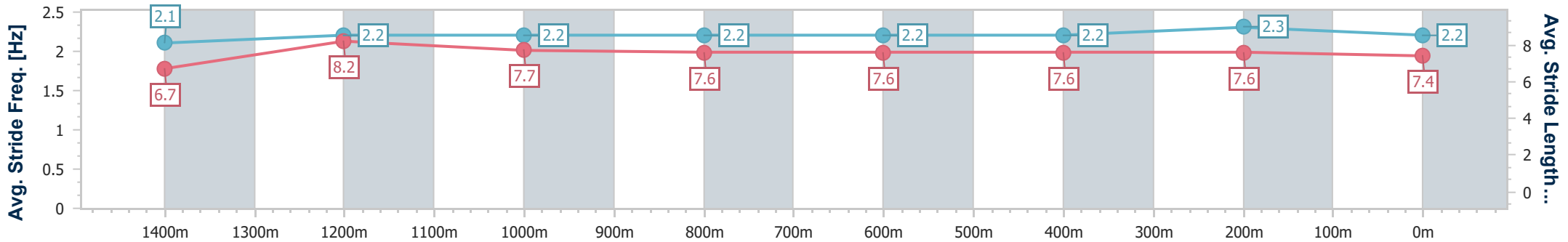
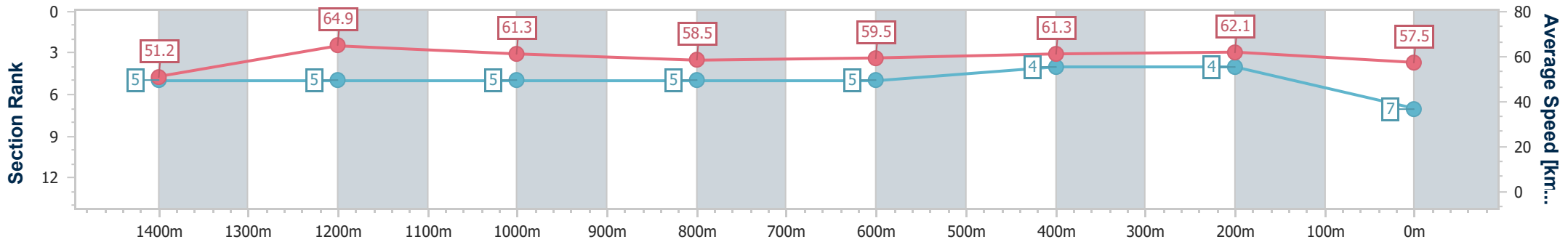


Eagle Farm QLD Professional  
 Race 3: COCA-COLA NO SUGAR RASPBERRY BENCHMARK  
 78 Handicap - 1600m  
 15 April 2023 - 12:55  
 Track Rating: Good 4, Weather: Fine, Rail Position: +3m Entire Course



BRISBANE  
 RACING CLUB

Section	Overall	1400m	1200m	1000m	800m	600m	400m	200m						
Section Times	1:37.48 [7] (0:14.15)	1:23.33 [5] (0:11.09)	1:12.24 [5] (0:11.78)	1:00.46 [5] (0:12.46)	0:48.00 [5] (0:12.15)	0:35.85 [5] (0:11.74)	0:24.11 [4] (0:11.58)	0:12.53 [4] (0:12.53)						
Average Speed [km/h]	51.2	64.9	61.3	58.5	59.5	61.3	62.1	57.5						
Top Speed [km/h]	64.7	66.6	63.5	59.7	60.7	62.7	63.7	60.1						
Avg. Dist. to Rail [m]	12.7	1.7	2.4	2.2	0.9	0.4	2.4	4.1						
Avg. Stride Freq. [Hz]	2.1	2.2	2.2	2.2	2.2	2.2	2.3	2.2						
Avg. Stride Length [m]	6.7	8.2	7.7	7.6	7.6	7.6	7.6	7.4						



- [ ] Ranking at each section and finish
- .-.- No data available at this section
- NA No data available



Horse/Jockey Name	Bulloo
Final Rank	8
Fastest Section Time (Section)	0:11.52 (400m)
Top Speed [km/h] (Section)	64.3 (1200m)
Race State	Finished

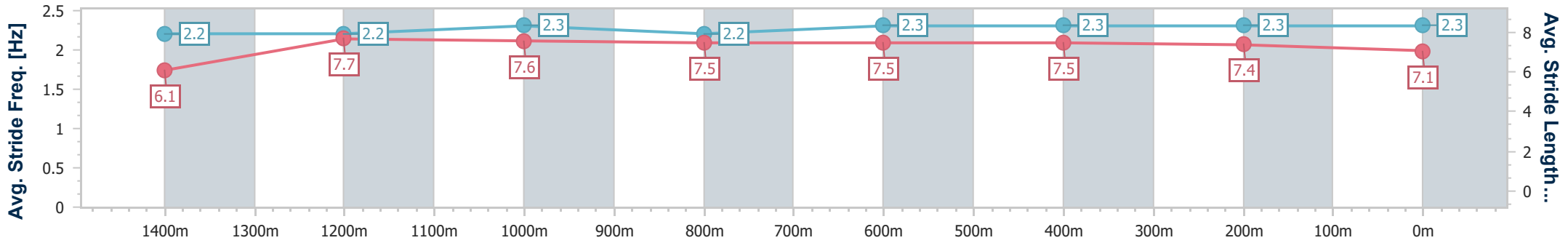
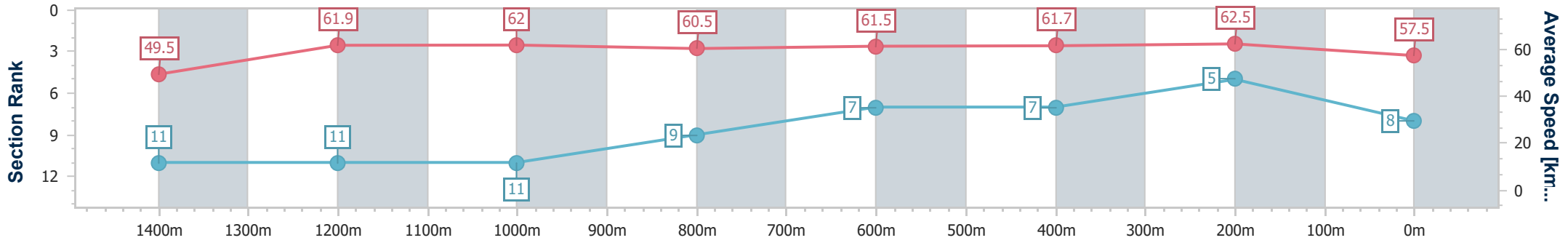


Eagle Farm QLD Professional  
 Race 3: COCA-COLA NO SUGAR RASPBERRY BENCHMARK  
 78 Handicap - 1600m  
 15 April 2023 - 12:55  
 Track Rating: Good 4, Weather: Fine, Rail Position: +3m Entire Course



BRISBANE  
 RACING CLUB

Section	Overall	1400m	1200m	1000m	800m	600m	400m	200m						
Section Times	1:37.59 [8] (0:14.58)	1:23.01 [11] (0:11.67)	1:11.34 [11] (0:11.64)	0:59.70 [11] (0:12.08)	0:47.62 [9] (0:11.85)	0:35.77 [7] (0:11.74)	0:24.03 [7] (0:11.52)	0:12.51 [5] (0:12.51)						
Average Speed [km/h]	49.5	61.9	62.0	60.5	61.5	61.7	62.5	57.5						
Top Speed [km/h]	63.3	63.0	64.3	62.3	62.4	63.3	64.3	60.4						
Avg. Dist. to Rail [m]	10.8	2.0	3.7	3.3	2.3	1.4	2.5	5.1						
Avg. Stride Freq. [Hz]	2.2	2.2	2.3	2.2	2.3	2.3	2.3	2.3						
Avg. Stride Length [m]	6.1	7.7	7.6	7.5	7.5	7.5	7.4	7.1						



- [ ] Ranking at each section and finish
- .-.- No data available at this section
- NA No data available



Horse/Jockey Name	A Big Chance
Final Rank	9
Fastest Section Time (Section)	0:11.47 (400m)
Top Speed [km/h] (Section)	64.3 (400m)
Race State	Finished

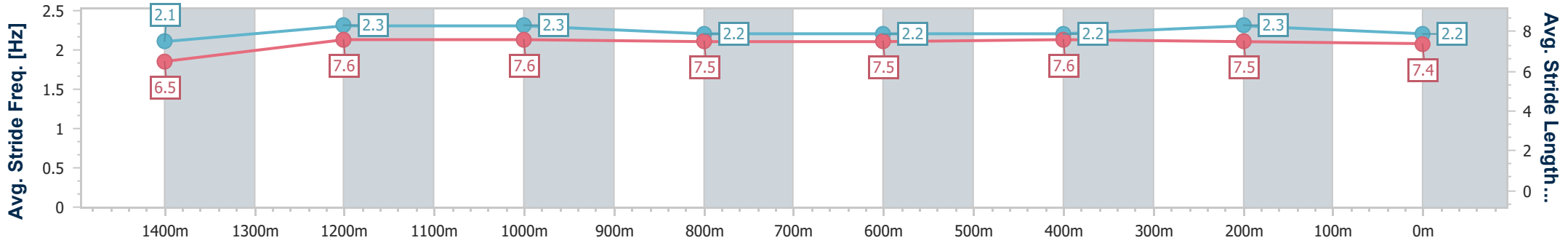
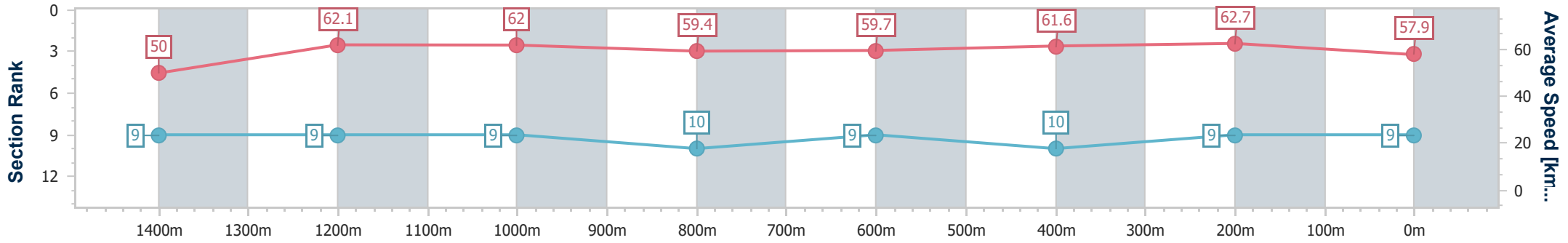


Eagle Farm QLD Professional  
 Race 3: COCA-COLA NO SUGAR RASPBERRY BENCHMARK  
 78 Handicap - 1600m  
 15 April 2023 - 12:55  
 Track Rating: Good 4, Weather: Fine, Rail Position: +3m Entire Course



BRISBANE  
 RACING CLUB

Section	Overall	1400m	1200m	1000m	800m	600m	400m	200m
Section Times	1:37.66 [9] (0:14.48)	1:23.18 [9] (0:11.62)	1:11.56 [9] (0:11.64)	0:59.92 [9] (0:12.20)	0:47.72 [10] (0:12.08)	0:35.64 [9] (0:11.74)	0:23.90 [10] (0:11.47)	0:12.43 [9] (0:12.43)
Average Speed [km/h]	50.0	62.1	62.0	59.4	59.7	61.6	62.7	57.9
Top Speed [km/h]	61.1	63.2	63.8	61.7	62.4	63.6	64.3	60.1
Avg. Dist. to Rail [m]	10.5	2.4	2.6	1.1	0.7	0.5	3.2	6.2
Avg. Stride Freq. [Hz]	2.1	2.3	2.3	2.2	2.2	2.2	2.3	2.2
Avg. Stride Length [m]	6.5	7.6	7.6	7.5	7.5	7.6	7.5	7.4



- [ ] Ranking at each section and finish
- .-.- No data available at this section
- NA No data available



Horse/Jockey Name	Semaphore Girl
Final Rank	10
Fastest Section Time (Section)	0:11.45 (400m)
Top Speed [km/h] (Section)	64.4 (Overall)
Race State	Finished

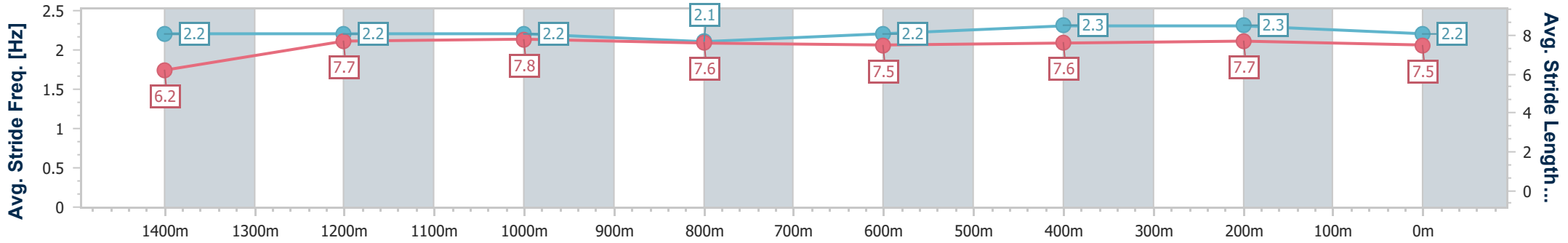
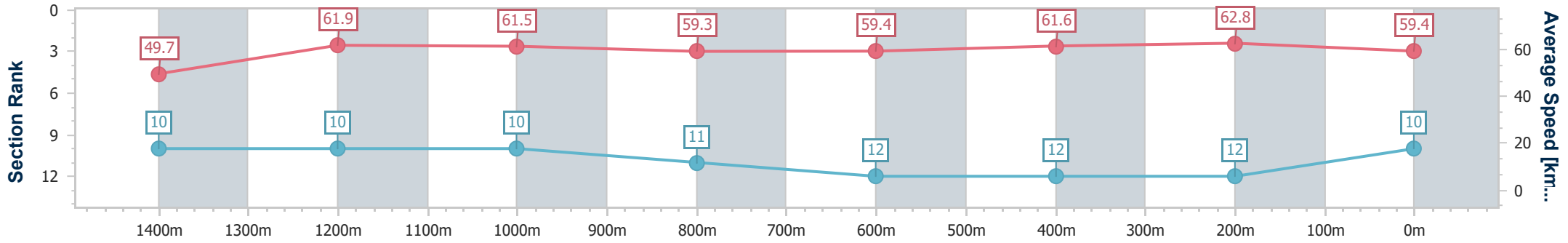


Eagle Farm QLD Professional  
 Race 3: COCA-COLA NO SUGAR RASPBERRY BENCHMARK  
 78 Handicap - 1600m  
 15 April 2023 - 12:55  
 Track Rating: Good 4, Weather: Fine, Rail Position: +3m Entire Course



BRISBANE  
 RACING CLUB

Section	Overall	1400m	1200m	1000m	800m	600m	400m	200m
Section Times	1:37.67 [10] (0:14.53)	1:23.14 [10] (0:11.66)	1:11.48 [10] (0:11.71)	0:59.77 [10] (0:12.27)	0:47.50 [11] (0:12.19)	0:35.31 [12] (0:11.74)	0:23.57 [12] (0:11.45)	0:12.12 [12] (0:12.12)
Average Speed [km/h]	49.7	61.9	61.5	59.3	59.4	61.6	62.8	59.4
Top Speed [km/h]	64.4	62.6	63.0	60.7	61.5	63.2	63.8	61.5
Avg. Dist. to Rail [m]	8.4	1.2	2.2	1.7	1.3	0.8	2.3	3.4
Avg. Stride Freq. [Hz]	2.2	2.2	2.2	2.1	2.2	2.3	2.3	2.2
Avg. Stride Length [m]	6.2	7.7	7.8	7.6	7.5	7.6	7.7	7.5



- [ ] Ranking at each section and finish
- .-.- No data available at this section
- NA No data available



Horse/Jockey Name	Miyake
Final Rank	11
Fastest Section Time (Section)	0:11.03 (1400m)
Top Speed [km/h] (Section)	67.7 (1400m)
Race State	Finished

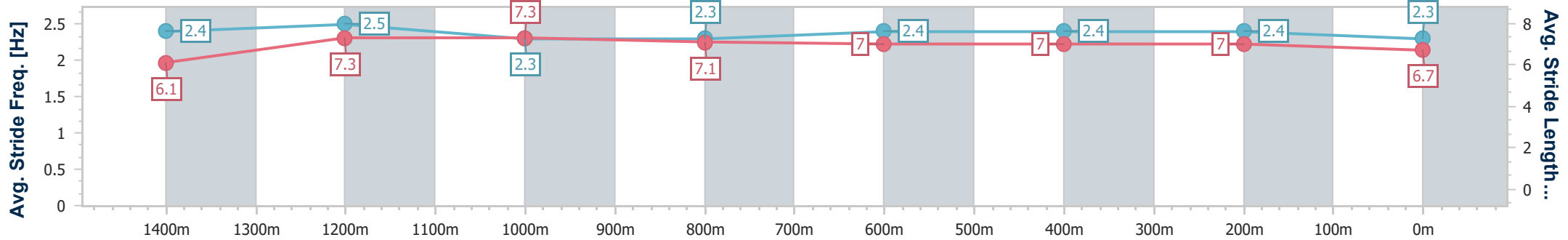
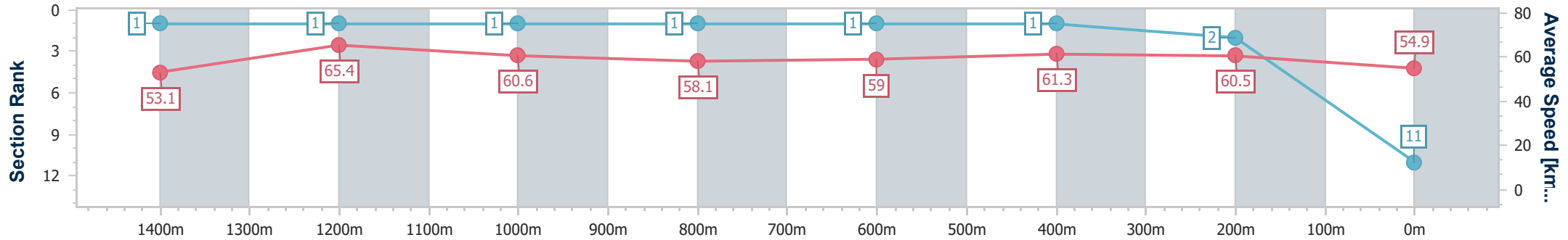


Eagle Farm QLD Professional  
 Race 3: COCA-COLA NO SUGAR RASPBERRY BENCHMARK  
 78 Handicap - 1600m  
 15 April 2023 - 12:55  
 Track Rating: Good 4, Weather: Fine, Rail Position: +3m Entire Course



BRISBANE  
 RACING CLUB

Section	Overall	1400m	1200m	1000m	800m	600m	400m	200m						
Section Times	1:38.06 [11] (0:13.63)	1:24.43 [1] (0:11.03)	1:13.40 [1] (0:11.89)	1:01.51 [1] (0:12.43)	0:49.08 [1] (0:12.31)	0:36.77 [1] (0:11.75)	0:25.02 [1] (0:11.91)	0:13.11 [2] (0:13.11)						
Average Speed [km/h]	53.1	65.4	60.6	58.1	59.0	61.3	60.5	54.9						
Top Speed [km/h]	66.5	67.7	63.0	58.8	60.2	62.9	62.5	58.5						
Avg. Dist. to Rail [m]	11.0	2.6	1.3	0.9	1.7	0.6	1.8	3.0						
Avg. Stride Freq. [Hz]	2.4	2.5	2.3	2.3	2.4	2.4	2.4	2.3						
Avg. Stride Length [m]	6.1	7.3	7.3	7.1	7.0	7.0	7.0	6.7						



- [ ] Ranking at each section and finish
- .-.- No data available at this section
- NA No data available



Horse/Jockey Name	Grinzing Knight
Final Rank	12
Fastest Section Time (Section)	0:11.18 (1400m)
Top Speed [km/h] (Section)	67.2 (1400m)
Race State	Finished

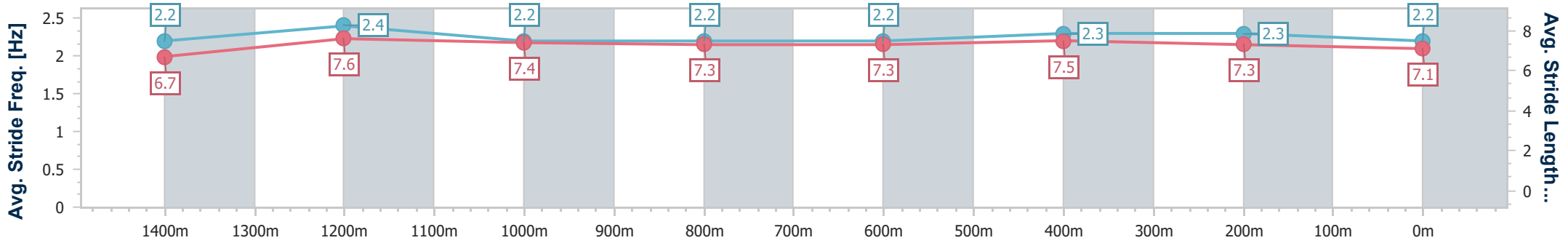
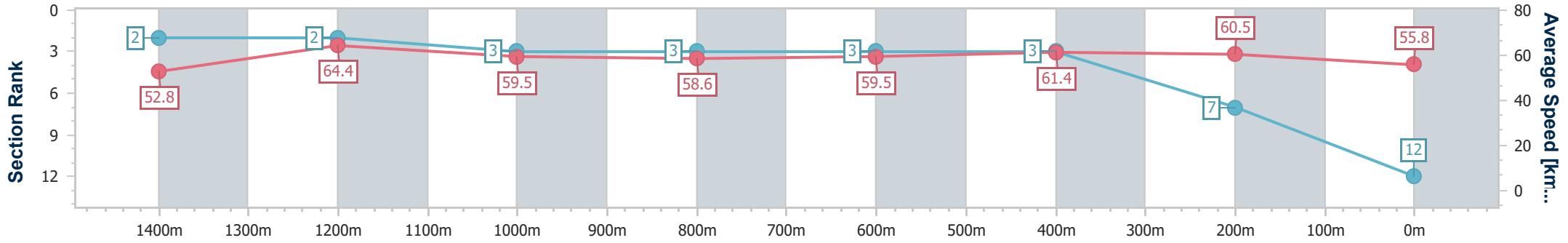


Eagle Farm QLD Professional  
 Race 3: COCA-COLA NO SUGAR RASPBERRY BENCHMARK  
 78 Handicap - 1600m  
 15 April 2023 - 12:55  
 Track Rating: Good 4, Weather: Fine, Rail Position: +3m Entire Course



BRISBANE  
 RACING CLUB

Section	Overall	1400m	1200m	1000m	800m	600m	400m	200m
Section Times	1:38.11 [12] (0:13.65)	1:24.46 [2] (0:11.18)	1:13.28 [2] (0:12.11)	1:01.17 [3] (0:12.41)	0:48.76 [3] (0:12.18)	0:36.58 [3] (0:11.78)	0:24.80 [3] (0:11.90)	0:12.90 [7] (0:12.90)
Average Speed [km/h]	52.8	64.4	59.5	58.6	59.5	61.4	60.5	55.8
Top Speed [km/h]	66.9	67.2	61.1	59.7	60.5	62.6	62.6	58.0
Avg. Dist. to Rail [m]	5.8	0.6	1.8	1.9	1.3	0.9	0.8	0.3
Avg. Stride Freq. [Hz]	2.2	2.4	2.2	2.2	2.2	2.3	2.3	2.2
Avg. Stride Length [m]	6.7	7.6	7.4	7.3	7.3	7.5	7.3	7.1



- [ ] Ranking at each section and finish
- .-.- No data available at this section
- NA No data available





Horse/Jockey Name	Private Banker
Final Rank	13
Fastest Section Time (Section)	0:11.39 (1400m)
Top Speed [km/h] (Section)	65.5 (Overall)
Race State	Finished

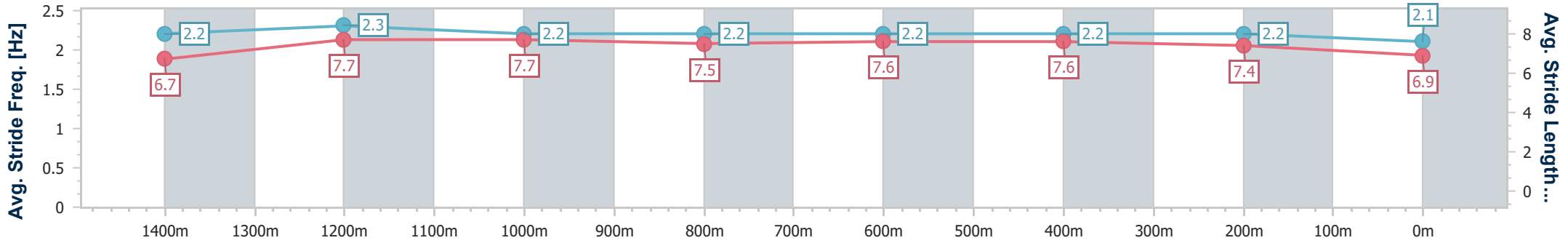
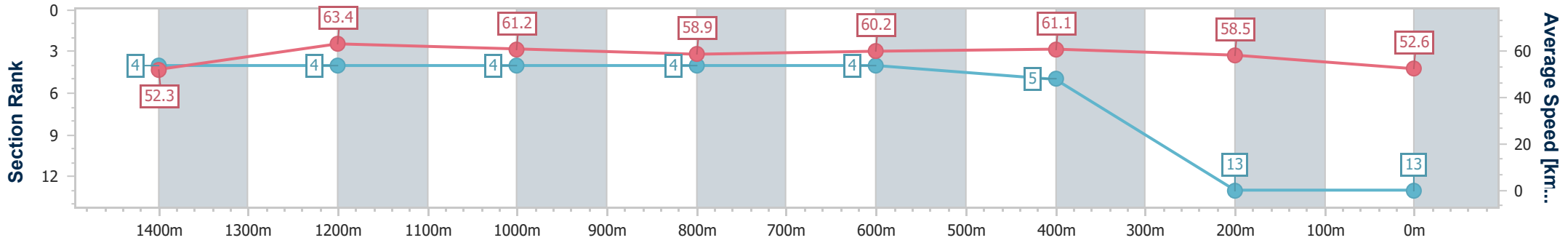


Eagle Farm QLD Professional  
 Race 3: COCA-COLA NO SUGAR RASPBERRY BENCHMARK  
 78 Handicap - 1600m  
 15 April 2023 - 12:55  
 Track Rating: Good 4, Weather: Fine, Rail Position: +3m Entire Course



BRISBANE  
 RACING CLUB

Section	Overall	1400m	1200m	1000m	800m	600m	400m	200m
Section Times	1:39.51 [13] (0:13.84)	1:25.67 [4] (0:11.39)	1:14.28 [4] (0:11.79)	1:02.49 [4] (0:12.46)	0:50.03 [4] (0:12.10)	0:37.93 [4] (0:11.95)	0:25.98 [5] (0:12.30)	0:13.68 [13] (0:13.68)
Average Speed [km/h]	52.3	63.4	61.2	58.9	60.2	61.1	58.5	52.6
Top Speed [km/h]	65.5	64.6	62.8	60.7	61.1	62.2	62.3	56.4
Avg. Dist. to Rail [m]	10.9	3.8	4.2	3.9	2.5	2.8	4.4	3.6
Avg. Stride Freq. [Hz]	2.2	2.3	2.2	2.2	2.2	2.2	2.2	2.1
Avg. Stride Length [m]	6.7	7.7	7.7	7.5	7.6	7.6	7.4	6.9



- [ ] Ranking at each section and finish
- .-.- No data available at this section
- NA No data available