



**Sunshine Coast QLD Professional**  
**Race 5: OSBORNE GROUP QTIS Three-Year-Old BENCHMARK 62**  
**Handicap - 1000m**  
**14 April 2023 - 17:22**



Track Rating: Good 4, Weather: Fine, Rail Position: +8m

Section												Last 600m		
Field Times		Overall	800m	600m	400m	200m							0:34.09	
		0:57.60 (0:13.00)	0:44.60 (0:10.51)	0:34.09 (0:11.01)	0:23.08 (0:11.18)	0:11.90 (0:11.90)								
Rank	TAB	Horse/Jockey	Barrier	Top Speed [km/h]	Fastest Section								Margin	Distance Travelled [m]
1	11	DEB'S ELLIE	7	69.4	0:10.73	0:57.60 [1]	0:44.58 [2]	0:33.85 [4]	0:22.76 [4]	0:11.81 [3]	0:57.60	0:33.85		
		Samantha Collett		800m	800m	(0:13.02)	(0:10.73)	(0:11.09)	(0:10.95)	(0:11.81)				
2	9	CAESARIS	1	69.5	0:10.57	0:57.60 [2]	0:44.33 [6]	0:33.76 [5]	0:22.70 [5]	0:11.76 [4]	0.1L	0:33.76	-3	
		James Orman		800m	800m	(0:13.27)	(0:10.57)	(0:11.06)	(0:10.94)	(0:11.76)				
3	4	LA SOEUR	5	70.2	0:10.72	0:57.94 [3]	0:44.66 [7]	0:33.94 [7]	0:22.75 [8]	0:11.78 [5]	1.9L	0:33.94	+1	
		Noel Callow		800m	800m	(0:13.28)	(0:10.72)	(0:11.19)	(0:10.97)	(0:11.78)				
4	1	KOBE LAD	10	70.6	0:10.54	0:57.96 [4]	0:44.91 [3]	0:34.37 [2]	0:23.31 [2]	0:12.20 [1]	2L	0:34.37	-3	
		Melea Castle		800m	800m	(0:13.05)	(0:10.54)	(0:11.06)	(0:11.11)	(0:12.20)				
5	5	SPANISH ANGELS	6	69.9	0:10.51	0:58.06 [5]	0:45.06 [1]	0:34.55 [1]	0:23.54 [1]	0:12.36 [2]	2.5L	0:34.55	-3	
		Bailey Wheeler		800m	800m	(0:13.00)	(0:10.51)	(0:11.01)	(0:11.18)	(0:12.36)				
6	15	LOST MEDIA	4	69.9	0:10.58	0:58.17 [6]	0:44.42 [10]	0:33.84 [10]	0:22.79 [9]	0:11.88 [8]	3L	0:33.84	+0	
		Michael Cahill		800m	800m	(0:13.75)	(0:10.58)	(0:11.05)	(0:10.91)	(0:11.88)				
7	10	SIMPLY BETTER	3	69.3	0:10.67	0:58.27 [7]	0:44.85 [9]	0:34.18 [9]	0:22.79 [10]	0:11.81 [9]	3.4L	0:34.18	-2	
		Taylor Marshall		Overall	800m	(0:13.42)	(0:10.67)	(0:11.39)	(0:10.98)	(0:11.81)				
8	6	BAUHINIA ROCK	9	70.0	0:10.76	0:58.30 [8]	0:45.02 [8]	0:34.26 [8]	0:23.28 [7]	0:12.11 [6]	3.5L	0:34.26	-1	
		Justin Stanley		800m	800m	(0:13.28)	(0:10.76)	(0:10.98)	(0:11.17)	(0:12.11)				
9	12	SECRET MEMO	8	69.4	0:10.68	0:58.55 [9]	0:45.39 [5]	0:34.71 [6]	0:23.58 [6]	0:12.28 [7]	4.8L	0:34.71	+2	
		Boris Thornton		Overall	800m	(0:13.16)	(0:10.68)	(0:11.13)	(0:11.30)	(0:12.28)				
10	7	SNEAKY STARTER	12	69.8	0:10.55	1:00.08 [10]	0:47.01 [4]	0:36.46 [3]	0:25.24 [3]	0:13.40 [10]	13.8L	0:36.46	+0	
		Tiffani Brooker		Overall	800m	(0:13.07)	(0:10.55)	(0:11.22)	(0:11.84)	(0:13.40)				

Scratched: Invinovich (#2), Mr Galazi (#3), Stuck In A Dream (#8), Tow The Line (#13), Mr Encore (#14)



Horse/Jockey Name	Deb's Ellie
Final Rank	1
Fastest Section Time (Section)	0:10.73 (800m)
Top Speed [km/h] (Section)	69.4 (800m)
Race State	Finished



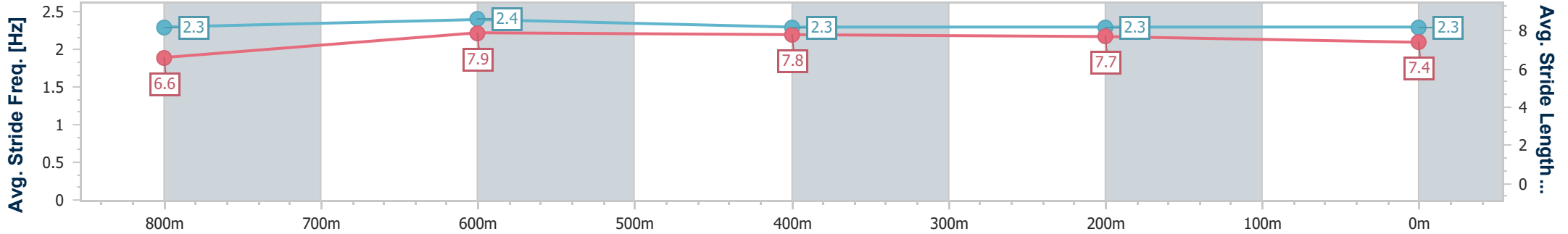
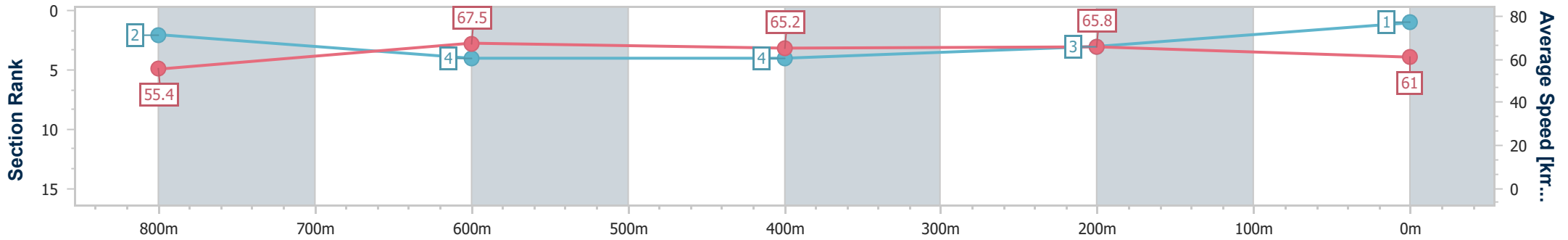
Sunshine Coast QLD Professional  
 Race 5: OSBORNE GROUP QTIS Three-Year-Old BENCHMARK  
 62 Handicap - 1000m



14 April 2023 - 17:22

Track Rating: Good 4, Weather: Fine, Rail Position: +8m

Section	Overall	800m	600m	400m	200m
Section Times	0:57.60 [1] (0:13.02)	0:44.58 [2] (0:10.73)	0:33.85 [4] (0:11.09)	0:22.76 [4] (0:10.95)	0:11.81 [3] (0:11.81)
Average Speed [km/h]	55.4	67.5	65.2	65.8	61.0
Top Speed [km/h]	69.1	69.4	67.2	66.7	64.4
Avg. Dist. to Rail [m]	4.5	1.6	1.0	5.0	5.9
Avg. Stride Freq. [Hz]	2.3	2.4	2.3	2.3	2.3
Avg. Stride Length [m]	6.6	7.9	7.8	7.7	7.4



- [ ] Ranking at each section and finish
- .-.- No data available at this section
- NA No data available



Horse/Jockey Name	Caesaris
Final Rank	2
Fastest Section Time (Section)	0:10.57 (800m)
Top Speed [km/h] (Section)	69.5 (800m)
Race State	Finished



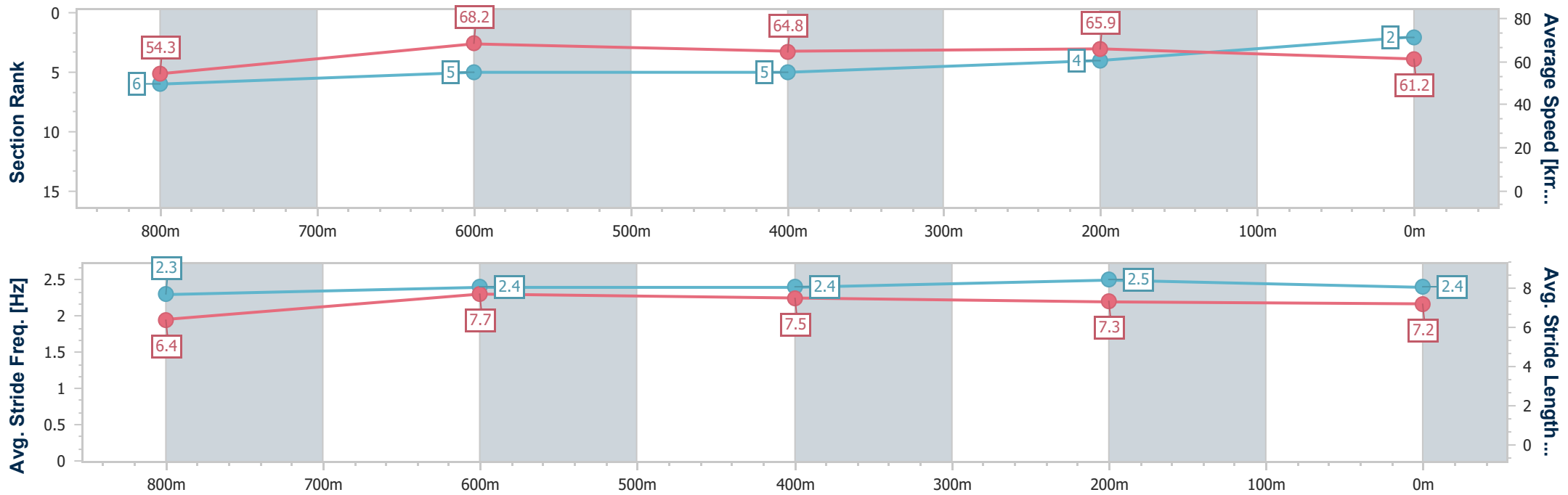
Sunshine Coast QLD Professional  
 Race 5: OSBORNE GROUP QTIS Three-Year-Old BENCHMARK  
 62 Handicap - 1000m



14 April 2023 - 17:22

Track Rating: Good 4, Weather: Fine, Rail Position: +8m

Section	Overall	800m	600m	400m	200m
Section Times	0:57.60 [2] (0:13.27)	0:44.33 [6] (0:10.57)	0:33.76 [5] (0:11.06)	0:22.70 [5] (0:10.94)	0:11.76 [4] (0:11.76)
Average Speed [km/h]	54.3	68.2	64.8	65.9	61.2
Top Speed [km/h]	69.0	69.5	67.8	67.5	66.0
Avg. Dist. to Rail [m]	1.1	0.6	0.6	2.6	4.3
Avg. Stride Freq. [Hz]	2.3	2.4	2.4	2.5	2.4
Avg. Stride Length [m]	6.4	7.7	7.5	7.3	7.2



- [ ] Ranking at each section and finish
- .-.- No data available at this section
- NA No data available



Horse/Jockey Name	La Soeur
Final Rank	3
Fastest Section Time (Section)	0:10.72 (800m)
Top Speed [km/h] (Section)	70.2 (800m)
Race State	Finished



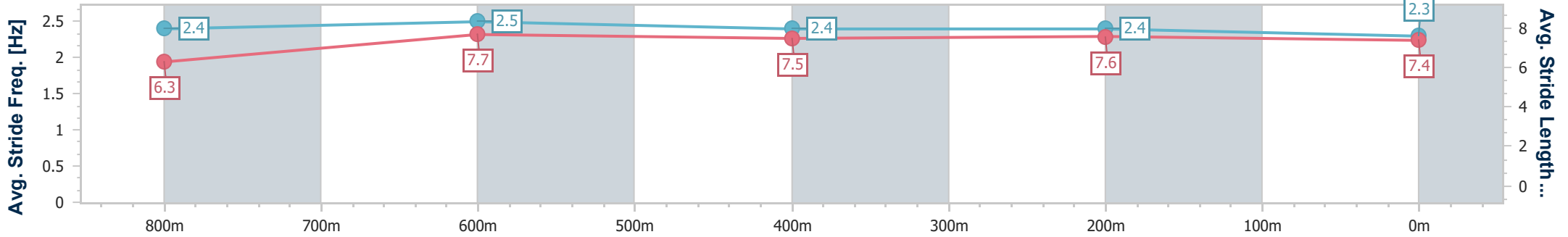
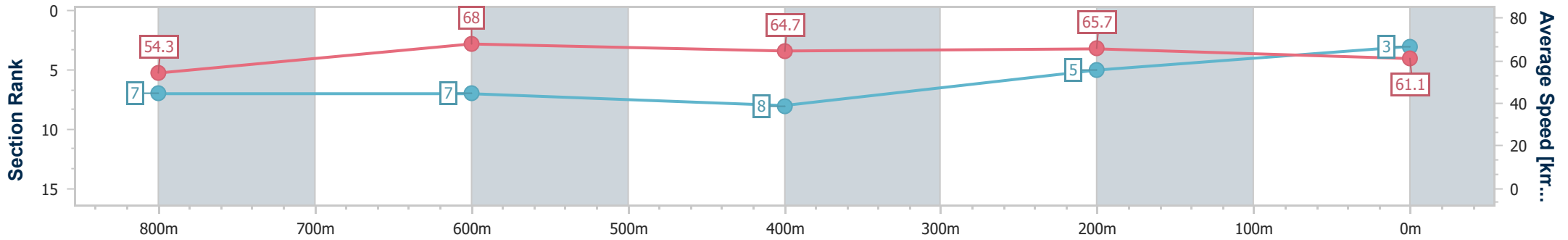
Sunshine Coast QLD Professional  
 Race 5: OSBORNE GROUP QTIS Three-Year-Old BENCHMARK  
 62 Handicap - 1000m



14 April 2023 - 17:22

Track Rating: Good 4, Weather: Fine, Rail Position: +8m

Section	Overall	800m	600m	400m	200m
Section Times	0:57.94 [3] (0:13.28)	0:44.66 [7] (0:10.72)	0:33.94 [7] (0:11.19)	0:22.75 [8] (0:10.97)	0:11.78 [5] (0:11.78)
Average Speed [km/h]	54.3	68.0	64.7	65.7	61.1
Top Speed [km/h]	69.8	70.2	66.2	66.9	64.7
Avg. Dist. to Rail [m]	3.5	3.1	1.0	3.8	5.3
Avg. Stride Freq. [Hz]	2.4	2.5	2.4	2.4	2.3
Avg. Stride Length [m]	6.3	7.7	7.5	7.6	7.4



- [ ] Ranking at each section and finish
- .-.- No data available at this section
- NA No data available



Horse/Jockey Name	Kobe Lad
Final Rank	4
Fastest Section Time (Section)	0:10.54 (800m)
Top Speed [km/h] (Section)	70.6 (800m)
Race State	Finished



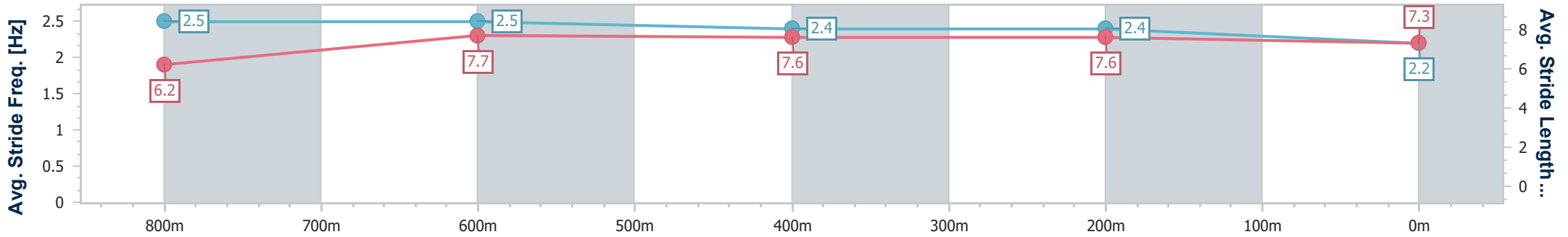
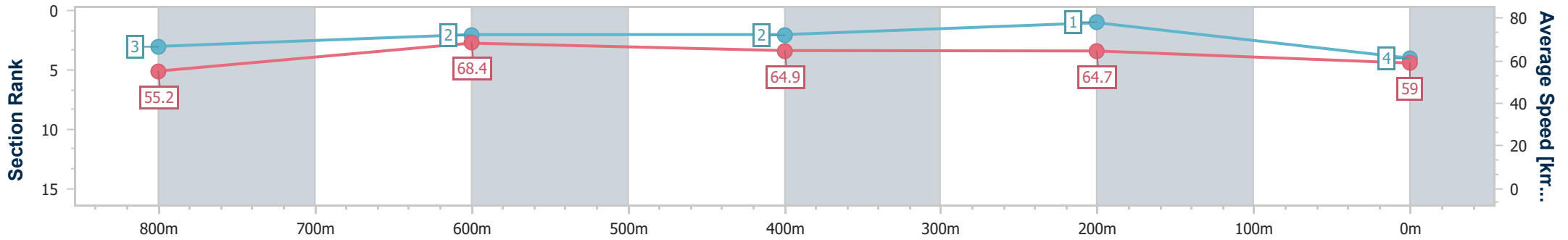
Sunshine Coast QLD Professional  
 Race 5: OSBORNE GROUP QTIS Three-Year-Old BENCHMARK  
 62 Handicap - 1000m



14 April 2023 - 17:22

Track Rating: Good 4, Weather: Fine, Rail Position: +8m

Section	Overall	800m	600m	400m	200m
Section Times	0:57.96 [4] (0:13.05)	0:44.91 [3] (0:10.54)	0:34.37 [2] (0:11.06)	0:23.31 [2] (0:11.11)	0:12.20 [1] (0:12.20)
Average Speed [km/h]	55.2	68.4	64.9	64.7	59.0
Top Speed [km/h]	70.2	70.6	67.3	66.0	62.5
Avg. Dist. to Rail [m]	9.0	1.4	0.6	1.4	1.7
Avg. Stride Freq. [Hz]	2.5	2.5	2.4	2.4	2.2
Avg. Stride Length [m]	6.2	7.7	7.6	7.6	7.3



- [ ] Ranking at each section and finish
- .-.- No data available at this section
- NA No data available



Horse/Jockey Name	Spanish Angels
Final Rank	5
Fastest Section Time (Section)	0:10.51 (800m)
Top Speed [km/h] (Section)	69.9 (800m)
Race State	Finished



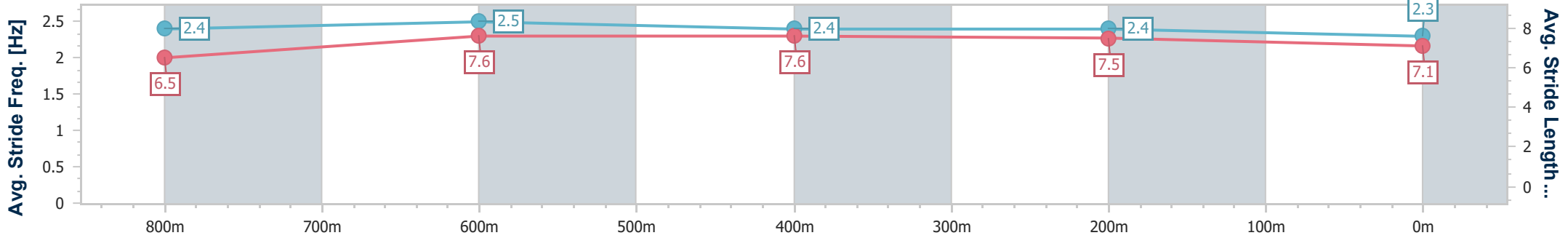
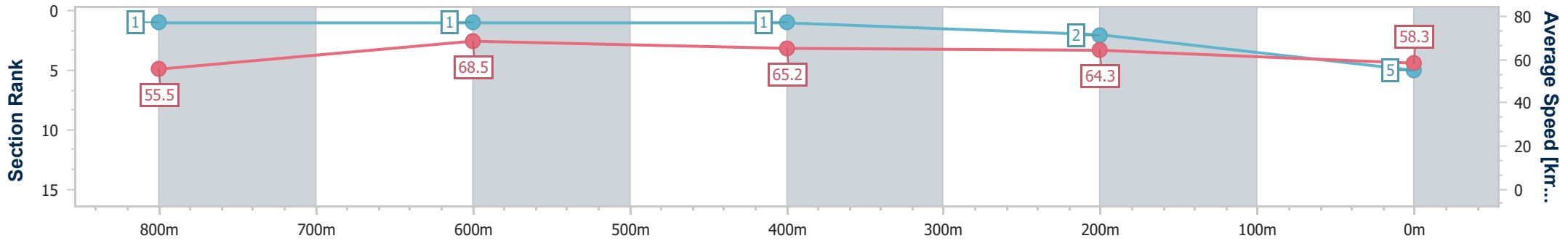
Sunshine Coast QLD Professional  
 Race 5: OSBORNE GROUP QTIS Three-Year-Old BENCHMARK  
 62 Handicap - 1000m



14 April 2023 - 17:22

Track Rating: Good 4, Weather: Fine, Rail Position: +8m

Section	Overall	800m	600m	400m	200m
Section Times	0:58.06 [5] (0:13.00)	0:45.06 [1] (0:10.51)	0:34.55 [1] (0:11.01)	0:23.54 [1] (0:11.18)	0:12.36 [2] (0:12.36)
Average Speed [km/h]	55.5	68.5	65.2	64.3	58.3
Top Speed [km/h]	69.7	69.9	67.1	65.9	62.6
Avg. Dist. to Rail [m]	4.2	1.0	0.8	0.5	1.2
Avg. Stride Freq. [Hz]	2.4	2.5	2.4	2.4	2.3
Avg. Stride Length [m]	6.5	7.6	7.6	7.5	7.1



- [ ] Ranking at each section and finish
- .-.- No data available at this section
- NA No data available



Horse/Jockey Name	Lost Media
Final Rank	6
Fastest Section Time (Section)	0:10.58 (800m)
Top Speed [km/h] (Section)	69.9 (800m)
Race State	Finished



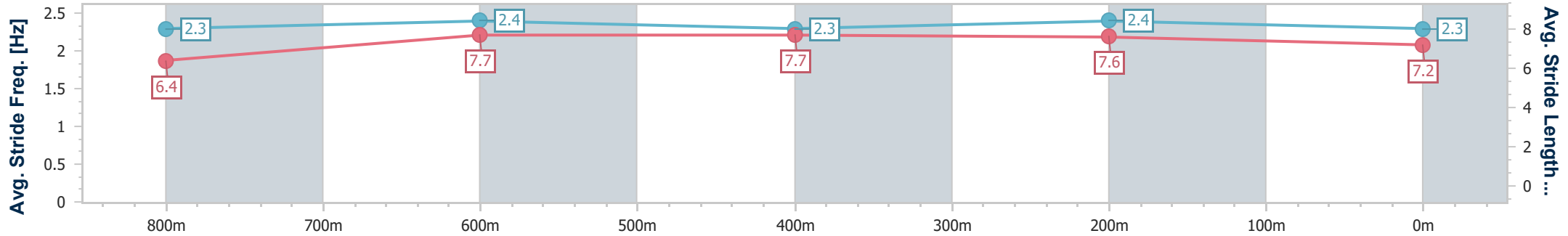
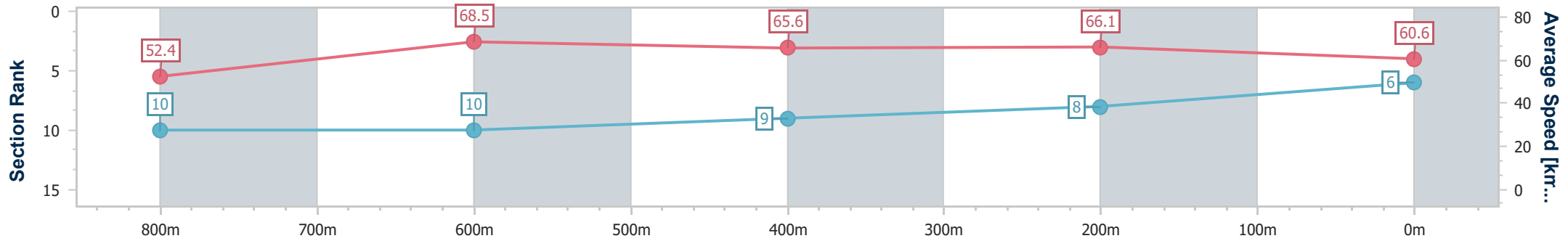
Sunshine Coast QLD Professional  
 Race 5: OSBORNE GROUP QTIS Three-Year-Old BENCHMARK  
 62 Handicap - 1000m



14 April 2023 - 17:22

Track Rating: Good 4, Weather: Fine, Rail Position: +8m

Section	Overall	800m	600m	400m	200m
Section Times	0:58.17 [6] (0:13.75)	0:44.42 [10] (0:10.58)	0:33.84 [10] (0:11.05)	0:22.79 [9] (0:10.91)	0:11.88 [8] (0:11.88)
Average Speed [km/h]	52.4	68.5	65.6	66.1	60.6
Top Speed [km/h]	69.1	69.9	66.4	66.8	65.3
Avg. Dist. to Rail [m]	4.2	2.4	1.1	5.1	6.3
Avg. Stride Freq. [Hz]	2.3	2.4	2.3	2.4	2.3
Avg. Stride Length [m]	6.4	7.7	7.7	7.6	7.2



- [ ] Ranking at each section and finish
- .-.- No data available at this section
- NA No data available



Horse/Jockey Name	Simply Better
Final Rank	7
Fastest Section Time (Section)	0:10.67 (800m)
Top Speed [km/h] (Section)	69.3 (Overall)
Race State	Finished



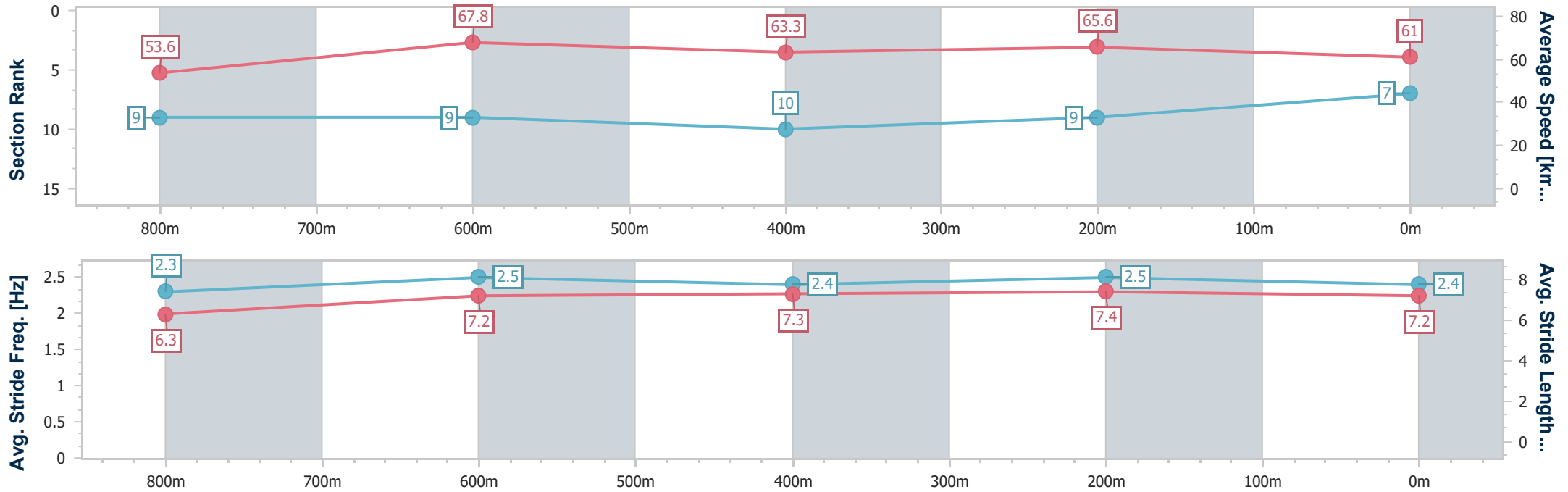
Sunshine Coast QLD Professional  
 Race 5: OSBORNE GROUP QTIS Three-Year-Old BENCHMARK  
 62 Handicap - 1000m



14 April 2023 - 17:22

Track Rating: Good 4, Weather: Fine, Rail Position: +8m

Section	Overall	800m	600m	400m	200m
Section Times	0:58.27 [7] (0:13.42)	0:44.85 [9] (0:10.67)	0:34.18 [9] (0:11.39)	0:22.79 [10] (0:10.98)	0:11.81 [9] (0:11.81)
Average Speed [km/h]	53.6	67.8	63.3	65.6	61.0
Top Speed [km/h]	69.3	69.3	65.8	66.6	63.9
Avg. Dist. to Rail [m]	2.7	1.4	0.4	2.2	1.5
Avg. Stride Freq. [Hz]	2.3	2.5	2.4	2.5	2.4
Avg. Stride Length [m]	6.3	7.2	7.3	7.4	7.2



- [ ] Ranking at each section and finish
- .-.- No data available at this section
- NA No data available





Horse/Jockey Name	Bauhinia Rock
Final Rank	8
Fastest Section Time (Section)	0:10.76 (800m)
Top Speed [km/h] (Section)	70.0 (800m)
Race State	Finished



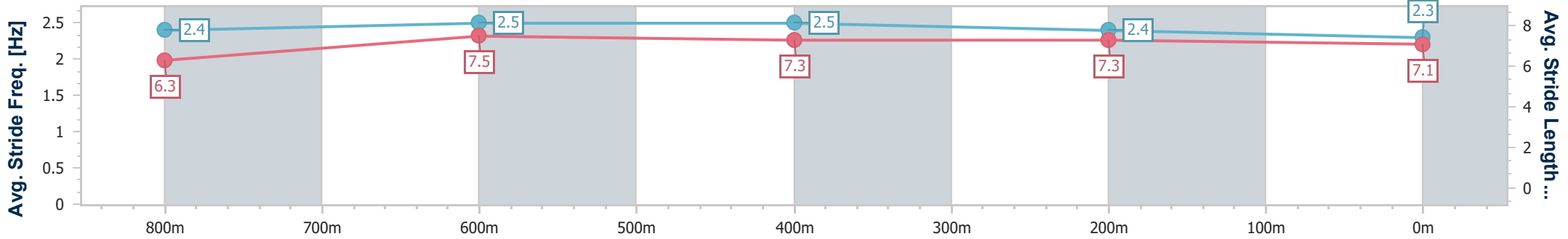
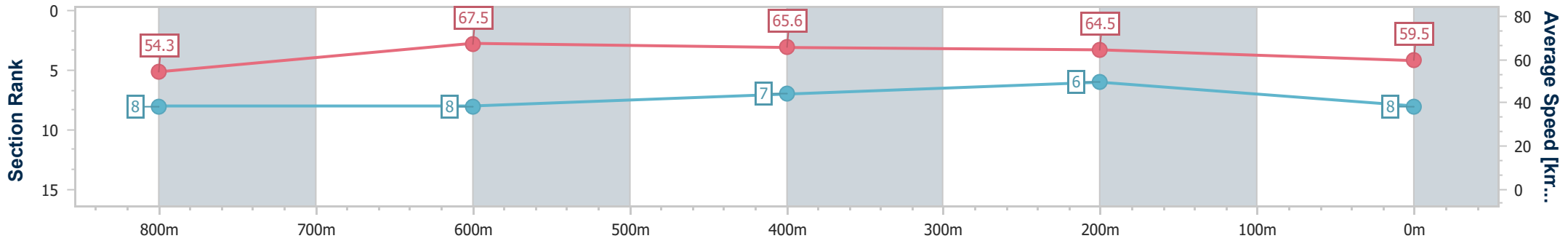
Sunshine Coast QLD Professional  
 Race 5: OSBORNE GROUP QTIS Three-Year-Old BENCHMARK  
 62 Handicap - 1000m



14 April 2023 - 17:22

Track Rating: Good 4, Weather: Fine, Rail Position: +8m

Section	Overall	800m	600m	400m	200m
Section Times	0:58.30 [8] (0:13.28)	0:45.02 [8] (0:10.76)	0:34.26 [8] (0:10.98)	0:23.28 [7] (0:11.17)	0:12.11 [6] (0:12.11)
Average Speed [km/h]	54.3	67.5	65.6	64.5	59.5
Top Speed [km/h]	70.0	70.0	66.7	66.8	62.7
Avg. Dist. to Rail [m]	7.4	3.0	0.7	0.8	0.6
Avg. Stride Freq. [Hz]	2.4	2.5	2.5	2.4	2.3
Avg. Stride Length [m]	6.3	7.5	7.3	7.3	7.1



- [ ] Ranking at each section and finish
- .-.- No data available at this section
- NA No data available



Horse/Jockey Name	Secret Memo
Final Rank	9
Fastest Section Time (Section)	0:10.68 (800m)
Top Speed [km/h] (Section)	69.4 (Overall)
Race State	Finished



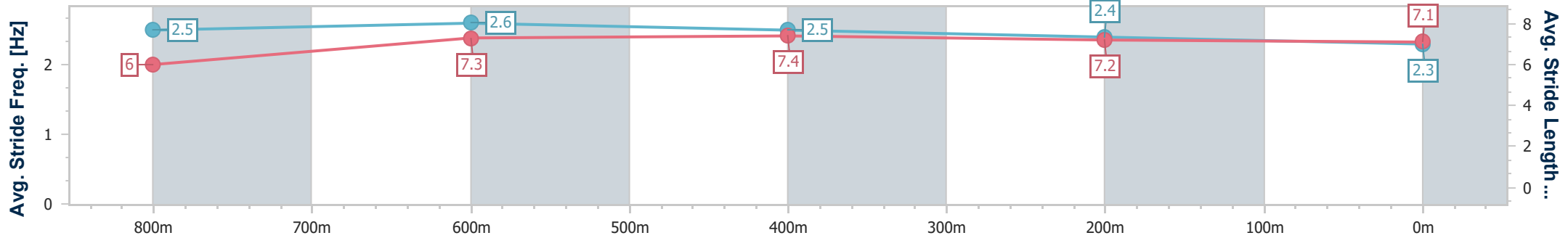
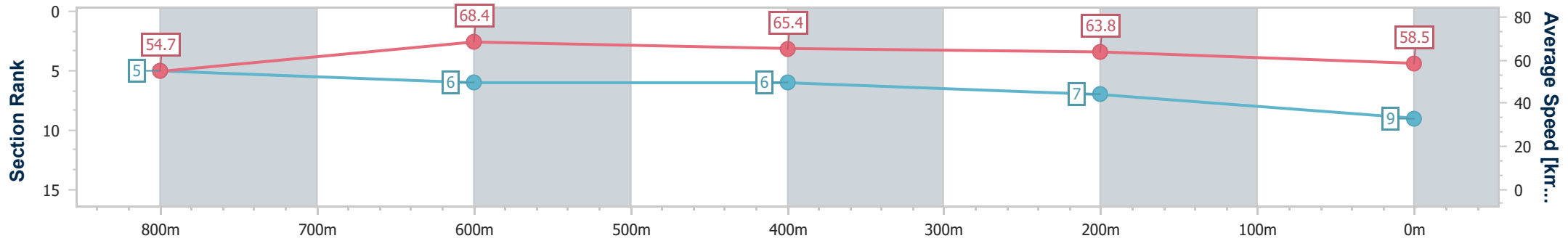
Sunshine Coast QLD Professional  
 Race 5: OSBORNE GROUP QTIS Three-Year-Old BENCHMARK  
 62 Handicap - 1000m



14 April 2023 - 17:22

Track Rating: Good 4, Weather: Fine, Rail Position: +8m

Section	Overall	800m	600m	400m	200m
Section Times	0:58.55 [9] (0:13.16)	0:45.39 [5] (0:10.68)	0:34.71 [6] (0:11.13)	0:23.58 [6] (0:11.30)	0:12.28 [7] (0:12.28)
Average Speed [km/h]	54.7	68.4	65.4	63.8	58.5
Top Speed [km/h]	69.4	69.3	68.3	65.5	61.7
Avg. Dist. to Rail [m]	6.9	3.9	1.9	5.3	5.7
Avg. Stride Freq. [Hz]	2.5	2.6	2.5	2.4	2.3
Avg. Stride Length [m]	6.0	7.3	7.4	7.2	7.1



- [ ] Ranking at each section and finish
- .-.- No data available at this section
- NA No data available



Horse/Jockey Name	Sneaky Starter
Final Rank	10
Fastest Section Time (Section)	0:10.55 (800m)
Top Speed [km/h] (Section)	69.8 (Overall)
Race State	Finished



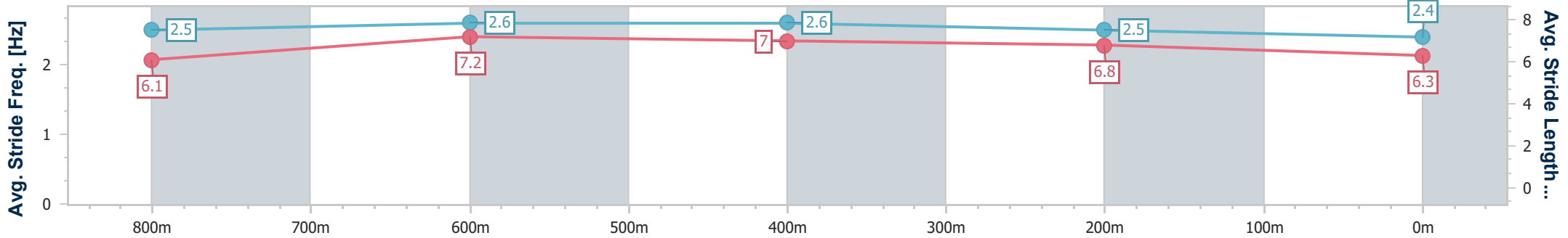
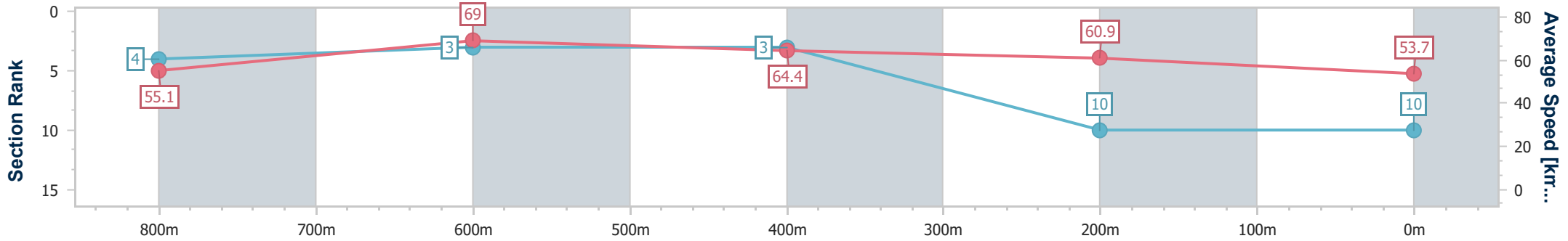
Sunshine Coast QLD Professional  
 Race 5: OSBORNE GROUP QTIS Three-Year-Old BENCHMARK  
 62 Handicap - 1000m



14 April 2023 - 17:22

Track Rating: Good 4, Weather: Fine, Rail Position: +8m

Section	Overall	800m	600m	400m	200m
Section Times	1:00.08 [10] (0:13.07)	0:47.01 [4] (0:10.55)	0:36.46 [3] (0:11.22)	0:25.24 [3] (0:11.84)	0:13.40 [10] (0:13.40)
Average Speed [km/h]	55.1	69.0	64.4	60.9	53.7
Top Speed [km/h]	69.8	69.8	67.5	64.6	57.8
Avg. Dist. to Rail [m]	10.2	3.0	0.6	2.3	4.3
Avg. Stride Freq. [Hz]	2.5	2.6	2.6	2.5	2.4
Avg. Stride Length [m]	6.1	7.2	7.0	6.8	6.3



- [ ] Ranking at each section and finish
- .-.- No data available at this section
- NA No data available