



Doomben QLD Professional

Race 5: SOUTHS SPORTS CLUB Class 1 Plate - 2070m

12 April 2023 - 14:18



BRISBANE
RACING CLUB

Track Rating: Good 4, Weather: Fine, Rail Position: +10.5m Entire Course

Section		Overall	1800m	1600m	1400m	1200m	1000m	800m	Last 600m				
Field Times		2:08.91 (0:18.45)	1:50.46 (0:12.22)	1:38.24 (0:12.90)	1:25.34 (0:12.12)	1:13.22 (0:11.69)	1:01.53 (0:12.20)	0:49.33 (0:12.40)	0:36.93				
Rank	TAB Horse/Jockey	Barrier	Top Speed [km/h]	Fastest Section									Distance Travelled [m]
1	3 MARIINSKY Jackson Morris	6	63.4 1200m	0:11.57 1200m	2:08.91 [1] (0:19.30)	1:49.61 [8] (0:12.10)	1:37.51 [8] (0:12.91)	1:24.60 [8] (0:12.36)	1:12.24 [8] (0:11.57)	1:00.67 [8] (0:12.11)	0:48.56 [8] (0:12.36)	0:36.20	
2	7 LEERY Angela Jones	4	64.4 Overall	0:11.60 1200m	2:08.92 [2] (0:19.16)	1:49.76 [7] (0:12.04)	1:37.72 [6] (0:12.88)	1:24.84 [6] (0:12.38)	1:12.46 [7] (0:11.60)	1:00.86 [6] (0:12.27)	0:48.59 [6] (0:12.37)	0:36.22	+0
3	4 SECURITY ADVISOR Melea Castle	1	62.8 Overall	0:11.64 1200m	2:09.04 [3] (0:18.52)	1:50.52 [2] (0:12.15)	1:38.37 [1] (0:12.90)	1:25.47 [1] (0:12.17)	1:13.30 [3] (0:11.64)	1:01.66 [2] (0:12.20)	0:49.46 [2] (0:12.40)	0:37.06	-4
4	1 CORDYCEPS MIRACLE Ben Thompson	2	62.6 Overall	0:11.73 1200m	2:09.33 [4] (0:18.70)	1:50.63 [3] (0:12.21)	1:38.42 [3] (0:12.77)	1:25.65 [3] (0:12.01)	1:13.64 [1] (0:11.73)	1:01.91 [1] (0:12.20)	0:49.71 [1] (0:12.50)	0:37.21	+5
5	9 POPPY JOAN Mark Du Plessis	3	63.3 Overall	0:11.53 1200m	2:09.59 [5] (0:18.87)	1:50.72 [5] (0:12.06)	1:38.66 [4] (0:12.93)	1:25.73 [5] (0:12.20)	1:13.53 [6] (0:11.53)	1:02.00 [4] (0:12.21)	0:49.79 [4] (0:12.49)	0:37.30	+1
6	8 OSAKA MISS Samantha Collett	7	62.0 1200m	0:11.75 1200m	2:09.97 [6] (0:19.03)	1:50.94 [6] (0:12.20)	1:38.74 [7] (0:12.79)	1:25.95 [7] (0:12.11)	1:13.84 [5] (0:11.75)	1:02.09 [5] (0:12.24)	0:49.85 [5] (0:12.36)	0:37.49	+9
7	2 GENERAL WOLFFE Sean Cormack	8	62.8 Overall	0:11.92 1200m	2:10.62 [7] (0:18.78)	1:51.84 [4] (0:12.29)	1:39.55 [5] (0:12.68)	1:26.87 [4] (0:12.39)	1:14.48 [4] (0:11.92)	1:02.56 [7] (0:12.31)	0:50.25 [7] (0:12.45)	0:37.80	+11
8	6 CRISTALINO Andrew Mallyon	10	63.5 Overall	0:11.81 1200m	2:11.14 [8] (0:18.45)	1:52.69 [1] (0:12.27)	1:40.42 [2] (0:12.89)	1:27.53 [2] (0:12.16)	1:15.37 [2] (0:11.81)	1:03.56 [3] (0:12.21)	0:51.35 [3] (0:12.48)	0:38.87	+3

Scratched: Burnt By Bernie (#5), Paris Belle (#10), Patti Waggin (#11), Psychic Rose (#12), Metaphysics (#13)



Doomben QLD Professional

Race 5: SOUTHS SPORTS CLUB Class 1 Plate - 2070m

12 April 2023 - 14:18



BRISBANE
RACING CLUB

Track Rating: Good 4, Weather: Fine, Rail Position: +10.5m Entire Course

Section				600m	400m	200m			Last 600m	
Field Times				0:36.93 (0:12.17)	0:24.76 (0:12.19)	0:12.57 (0:12.57)			0:36.93	
Rank	TAB Horse/Jockey	Barrier	Top Speed [km/h]	Fastest Section				Margin	Distance Travelled [m]	
1	3 MARIINSKY Jackson Morris	6	63.4 1200m	0:11.57 1200m	0:36.20 [8] (0:12.08)	0:24.12 [7] (0:11.86)	0:12.26 [5] (0:12.26)	2:08.91	0:36.20	
2	7 LEERY Angela Jones	4	64.4 Overall	0:11.60 1200m	0:36.22 [6] (0:12.01)	0:24.21 [3] (0:11.84)	0:12.37 [1] (0:12.37)	0.06L	0:36.22	+0
3	4 SECURITY ADVISOR Melea Castle	1	62.8 Overall	0:11.64 1200m	0:37.06 [1] (0:12.17)	0:24.89 [1] (0:12.19)	0:12.70 [2] (0:12.70)	0.74L	0:37.06	-4
4	1 CORDYCEPS MIRACLE Ben Thompson	2	62.6 Overall	0:11.73 1200m	0:37.21 [2] (0:12.23)	0:24.98 [2] (0:12.12)	0:12.86 [3] (0:12.86)	2.47L	0:37.21	+5
5	9 POPPY JOAN Mark Du Plessis	3	63.3 Overall	0:11.53 1200m	0:37.30 [4] (0:12.24)	0:25.06 [4] (0:12.01)	0:13.05 [4] (0:13.05)	3.97L	0:37.30	+1
6	8 OSAKA MISS Samantha Collett	7	62.0 1200m	0:11.75 1200m	0:37.49 [5] (0:12.37)	0:25.12 [6] (0:12.14)	0:12.98 [6] (0:12.98)	6.2L	0:37.49	+9
7	2 GENERAL WOLFFE Sean Cormack	8	62.8 Overall	0:11.92 1200m	0:37.80 [7] (0:12.24)	0:25.56 [8] (0:12.22)	0:13.34 [8] (0:13.34)	10.07L	0:37.80	+11
8	6 CRISTALINO Andrew Mallyon	10	63.5 Overall	0:11.81 1200m	0:38.87 [3] (0:12.36)	0:26.51 [5] (0:12.35)	0:14.16 [7] (0:14.16)	13.12L	0:38.87	+3

Scratched: Burnt By Bernie (#5), Paris Belle (#10), Patti Waggin (#11), Psychic Rose (#12), Metaphysics (#13)



Horse/Jockey Name	Mariinsky
Final Rank	1
Fastest Section Time (Section)	0:11.57 (1200m)
Top Speed [km/h] (Section)	63.4 (1200m)
Race State	Finished



Doomben QLD Professional

Race 5: SOUTHS SPORTS CLUB Class 1 Plate - 2070m

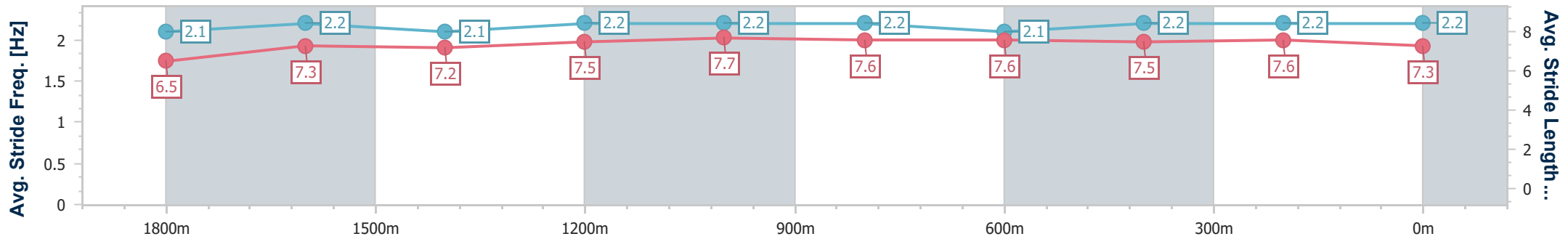
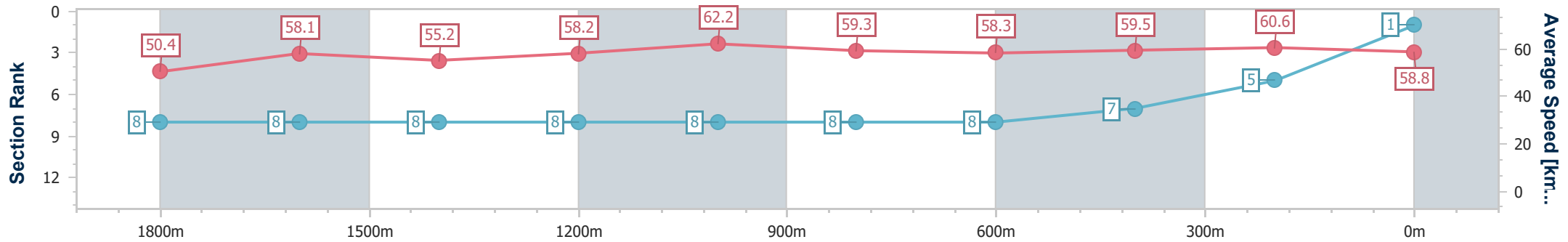
12 April 2023 - 14:18

Track Rating: Good 4, Weather: Fine, Rail Position: +10.5m Entire Course



BRISBANE RACING CLUB

Section	Overall	1800m	1600m	1400m	1200m	1000m	800m	600m	400m	200m
Section Times	2:08.91 [1] (0:19.30)	1:49.61 [8] (0:12.10)	1:37.51 [8] (0:12.91)	1:24.60 [8] (0:12.36)	1:12.24 [8] (0:11.57)	1:00.67 [8] (0:12.11)	0:48.56 [8] (0:12.36)	0:36.20 [8] (0:12.08)	0:24.12 [7] (0:11.86)	0:12.26 [5] (0:12.26)
Average Speed [km/h]	50.4	58.1	55.2	58.2	62.2	59.3	58.3	59.5	60.6	58.8
Top Speed [km/h]	61.6	61.6	57.0	62.1	63.4	63.0	59.9	60.7	61.7	60.6
Avg. Dist. to Rail [m]	2.9	4.1	2.7	0.6	0.2	0.3	0.1	0.3	0.9	3.3
Avg. Stride Freq. [Hz]	2.1	2.2	2.1	2.2	2.2	2.2	2.1	2.2	2.2	2.2
Avg. Stride Length [m]	6.5	7.3	7.2	7.5	7.7	7.6	7.6	7.5	7.6	7.3



- [] Ranking at each section and finish
- .-.- No data available at this section
- NA No data available



Horse/Jockey Name	Leery
Final Rank	2
Fastest Section Time (Section)	0:11.60 (1200m)
Top Speed [km/h] (Section)	64.4 (Overall)
Race State	Finished



Doomben QLD Professional

Race 5: SOUTHS SPORTS CLUB Class 1 Plate - 2070m

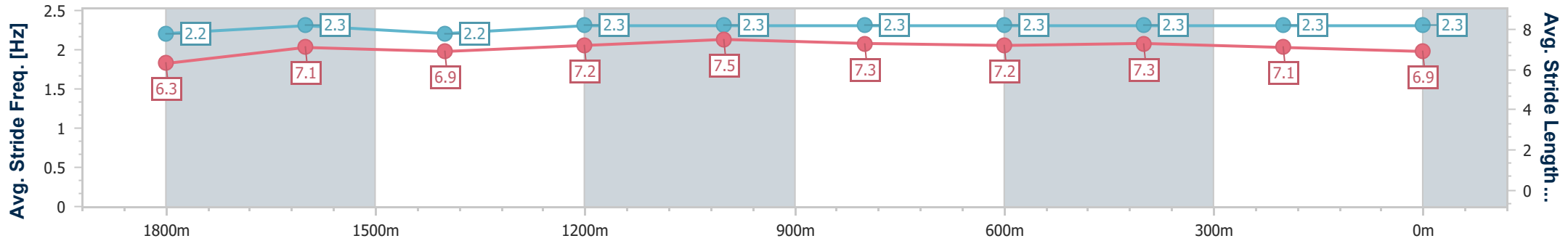
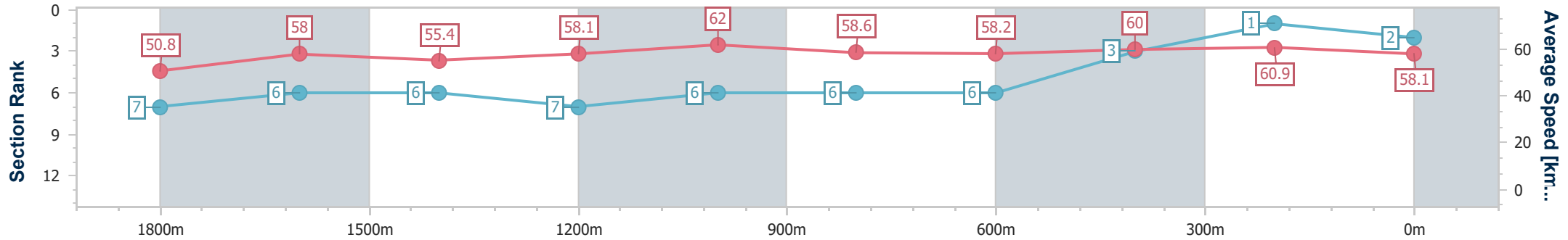
12 April 2023 - 14:18

Track Rating: Good 4, Weather: Fine, Rail Position: +10.5m Entire Course



BRISBANE RACING CLUB

Section	Overall	1800m	1600m	1400m	1200m	1000m	800m	600m	400m	200m
Section Times	2:08.92 [2] (0:19.16)	1:49.76 [7] (0:12.04)	1:37.72 [6] (0:12.88)	1:24.84 [6] (0:12.38)	1:12.46 [7] (0:11.60)	1:00.86 [6] (0:12.27)	0:48.59 [6] (0:12.37)	0:36.22 [6] (0:12.01)	0:24.21 [3] (0:11.84)	0:12.37 [1] (0:12.37)
Average Speed [km/h]	50.8	58.0	55.4	58.1	62.0	58.6	58.2	60.0	60.9	58.1
Top Speed [km/h]	64.4	63.1	58.1	60.6	63.0	62.5	61.1	61.1	63.1	60.5
Avg. Dist. to Rail [m]	3.3	4.6	2.2	0.4	0.2	0.4	0.2	0.7	1.2	1.9
Avg. Stride Freq. [Hz]	2.2	2.3	2.2	2.3	2.3	2.3	2.3	2.3	2.3	2.3
Avg. Stride Length [m]	6.3	7.1	6.9	7.2	7.5	7.3	7.2	7.3	7.1	6.9



- [] Ranking at each section and finish
- .-.- No data available at this section
- NA No data available



Horse/Jockey Name	Security Advisor
Final Rank	3
Fastest Section Time (Section)	0:11.64 (1200m)
Top Speed [km/h] (Section)	62.8 (Overall)
Race State	Finished



Doomben QLD Professional

Race 5: SOUTHS SPORTS CLUB Class 1 Plate - 2070m

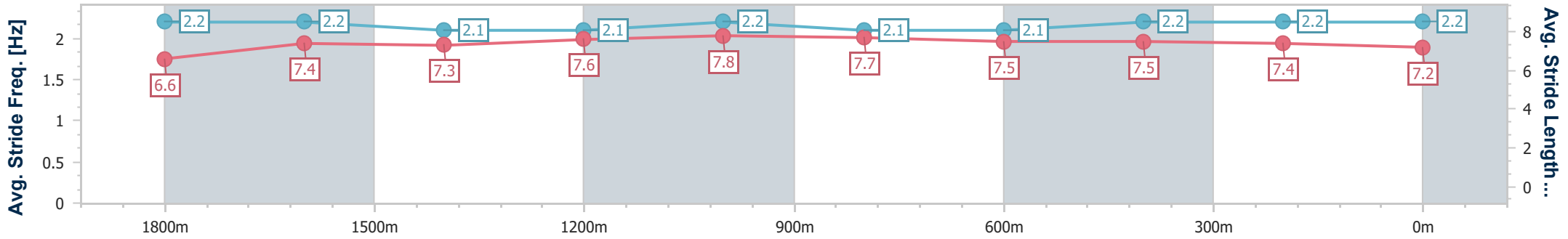
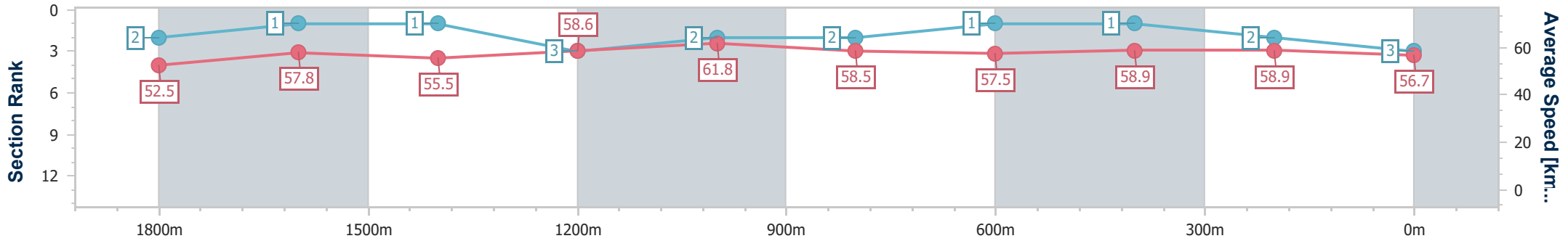
12 April 2023 - 14:18

Track Rating: Good 4, Weather: Fine, Rail Position: +10.5m Entire Course



BRISBANE RACING CLUB

Section	Overall	1800m	1600m	1400m	1200m	1000m	800m	600m	400m	200m
Section Times	2:09.04 [3] (0:18.52)	1:50.52 [2] (0:12.15)	1:38.37 [1] (0:12.90)	1:25.47 [1] (0:12.17)	1:13.30 [3] (0:11.64)	1:01.66 [2] (0:12.20)	0:49.46 [2] (0:12.40)	0:37.06 [1] (0:12.17)	0:24.89 [1] (0:12.19)	0:12.70 [2] (0:12.70)
Average Speed [km/h]	52.5	57.8	55.5	58.6	61.8	58.5	57.5	58.9	58.9	56.7
Top Speed [km/h]	62.8	62.0	56.6	61.7	62.7	60.8	58.9	59.5	60.0	58.6
Avg. Dist. to Rail [m]	3.4	3.8	1.4	1.5	1.6	2.2	1.9	0.8	1.7	2.5
Avg. Stride Freq. [Hz]	2.2	2.2	2.1	2.1	2.2	2.1	2.1	2.2	2.2	2.2
Avg. Stride Length [m]	6.6	7.4	7.3	7.6	7.8	7.7	7.5	7.5	7.4	7.2



- [] Ranking at each section and finish
- .-.- No data available at this section
- NA No data available



Horse/Jockey Name	Cordyceps Miracle
Final Rank	4
Fastest Section Time (Section)	0:11.73 (1200m)
Top Speed [km/h] (Section)	62.6 (Overall)
Race State	Finished



Doomben QLD Professional

Race 5: SOUTHS SPORTS CLUB Class 1 Plate - 2070m

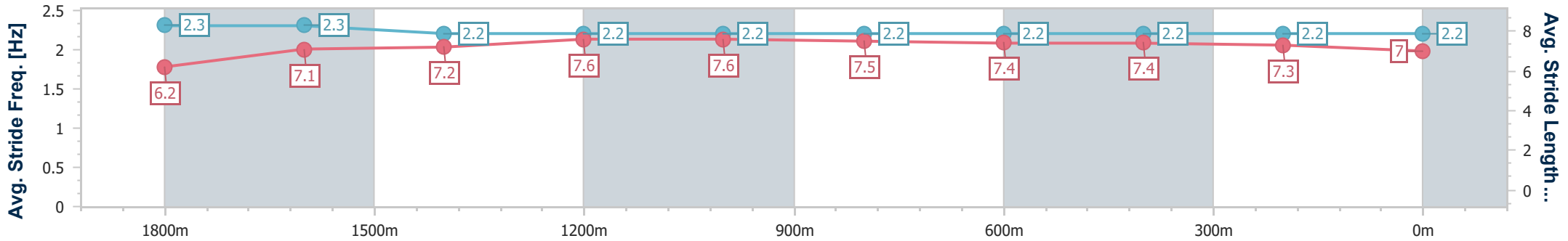
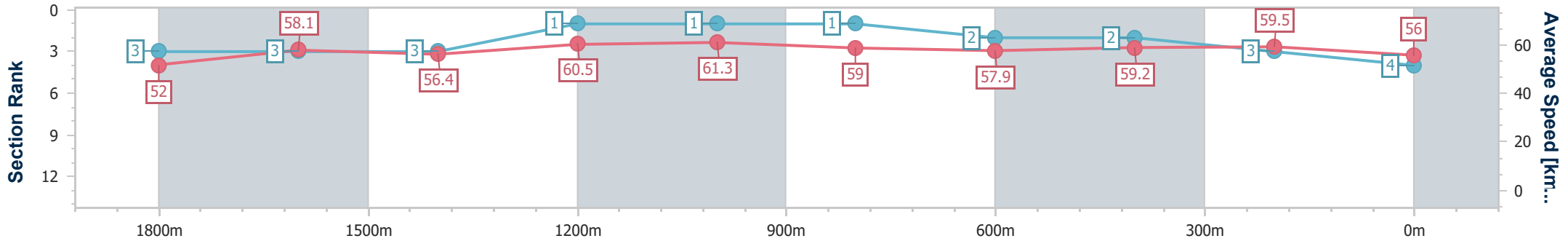
12 April 2023 - 14:18

Track Rating: Good 4, Weather: Fine, Rail Position: +10.5m Entire Course



BRISBANE RACING CLUB

Section	Overall	1800m	1600m	1400m	1200m	1000m	800m	600m	400m	200m
Section Times	2:09.33 [4] (0:18.70)	1:50.63 [3] (0:12.21)	1:38.42 [3] (0:12.77)	1:25.65 [3] (0:12.01)	1:13.64 [1] (0:11.73)	1:01.91 [1] (0:12.20)	0:49.71 [1] (0:12.50)	0:37.21 [2] (0:12.23)	0:24.98 [2] (0:12.12)	0:12.86 [3] (0:12.86)
Average Speed [km/h]	52.0	58.1	56.4	60.5	61.3	59.0	57.9	59.2	59.5	56.0
Top Speed [km/h]	62.6	61.2	59.6	62.1	62.3	60.4	59.6	60.0	60.3	58.4
Avg. Dist. to Rail [m]	1.9	2.3	1.1	2.0	0.4	0.2	1.1	1.6	0.3	1.2
Avg. Stride Freq. [Hz]	2.3	2.3	2.2	2.2	2.2	2.2	2.2	2.2	2.2	2.2
Avg. Stride Length [m]	6.2	7.1	7.2	7.6	7.6	7.5	7.4	7.4	7.3	7.0



- [] Ranking at each section and finish
- .-.- No data available at this section
- NA No data available



Horse/Jockey Name	Poppy Joan
Final Rank	5
Fastest Section Time (Section)	0:11.53 (1200m)
Top Speed [km/h] (Section)	63.3 (Overall)
Race State	Finished



Doomben QLD Professional

Race 5: SOUTHS SPORTS CLUB Class 1 Plate - 2070m

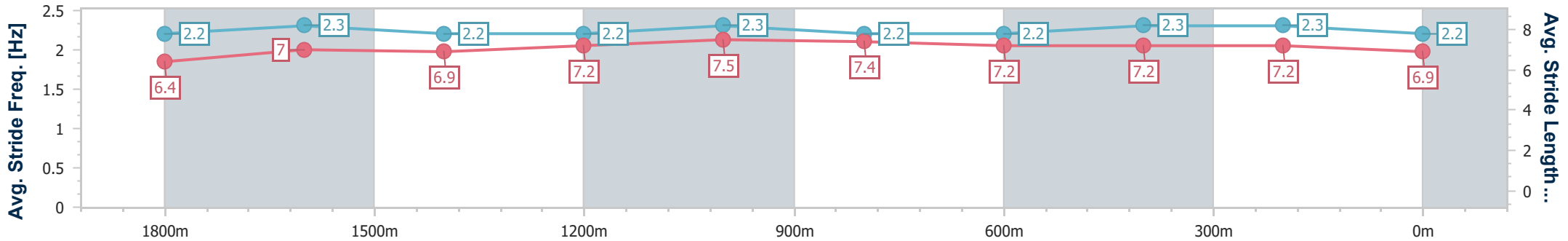
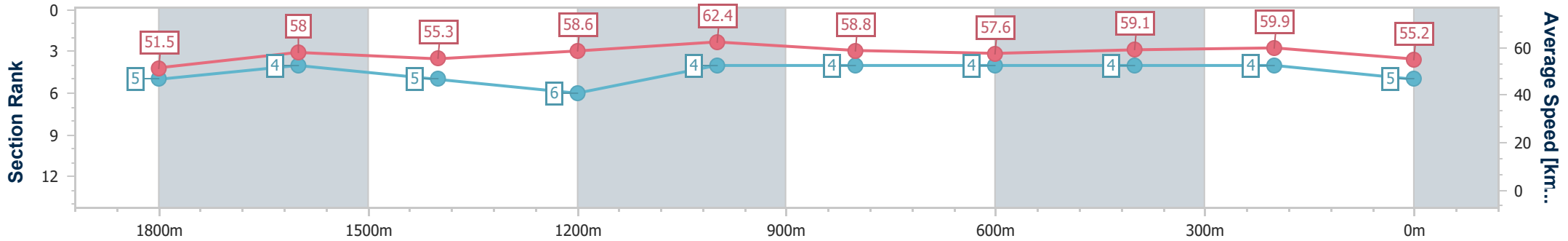
12 April 2023 - 14:18

Track Rating: Good 4, Weather: Fine, Rail Position: +10.5m Entire Course



BRISBANE RACING CLUB

Section	Overall	1800m	1600m	1400m	1200m	1000m	800m	600m	400m	200m
Section Times	2:09.59 [5] (0:18.87)	1:50.72 [5] (0:12.06)	1:38.66 [4] (0:12.93)	1:25.73 [5] (0:12.20)	1:13.53 [6] (0:11.53)	1:02.00 [4] (0:12.21)	0:49.79 [4] (0:12.49)	0:37.30 [4] (0:12.24)	0:25.06 [4] (0:12.01)	0:13.05 [4] (0:13.05)
Average Speed [km/h]	51.5	58.0	55.3	58.6	62.4	58.8	57.6	59.1	59.9	55.2
Top Speed [km/h]	63.3	62.5	57.2	61.4	62.9	61.4	58.7	59.4	61.4	58.4
Avg. Dist. to Rail [m]	4.2	4.8	1.1	0.8	0.2	0.7	0.7	1.0	0.6	2.7
Avg. Stride Freq. [Hz]	2.2	2.3	2.2	2.2	2.3	2.2	2.2	2.3	2.3	2.2
Avg. Stride Length [m]	6.4	7.0	6.9	7.2	7.5	7.4	7.2	7.2	7.2	6.9



- [] Ranking at each section and finish
- .-.- No data available at this section
- NA No data available



Horse/Jockey Name	Osaka Miss
Final Rank	6
Fastest Section Time (Section)	0:11.75 (1200m)
Top Speed [km/h] (Section)	62.0 (1200m)
Race State	Finished



Doomben QLD Professional

Race 5: SOUTHS SPORTS CLUB Class 1 Plate - 2070m

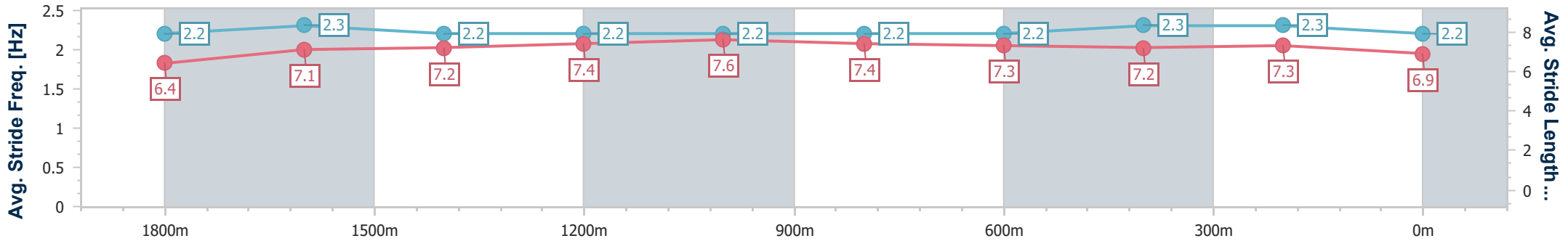
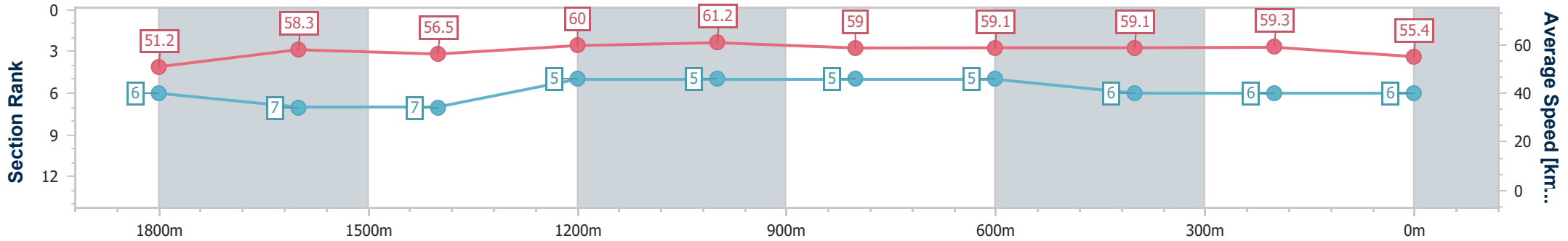
12 April 2023 - 14:18

Track Rating: Good 4, Weather: Fine, Rail Position: +10.5m Entire Course



BRISBANE RACING CLUB

Section	Overall	1800m	1600m	1400m	1200m	1000m	800m	600m	400m	200m
Section Times	2:09.97 [6] (0:19.03)	1:50.94 [6] (0:12.20)	1:38.74 [7] (0:12.79)	1:25.95 [7] (0:12.11)	1:13.84 [5] (0:11.75)	1:02.09 [5] (0:12.24)	0:49.85 [5] (0:12.36)	0:37.49 [5] (0:12.37)	0:25.12 [6] (0:12.14)	0:12.98 [6] (0:12.98)
Average Speed [km/h]	51.2	58.3	56.5	60.0	61.2	59.0	59.1	59.1	59.3	55.4
Top Speed [km/h]	61.9	61.1	59.7	61.0	62.0	61.4	60.0	60.2	60.9	58.1
Avg. Dist. to Rail [m]	2.7	1.7	0.9	1.6	1.2	1.0	3.0	2.7	1.3	1.7
Avg. Stride Freq. [Hz]	2.2	2.3	2.2	2.2	2.2	2.2	2.2	2.3	2.3	2.2
Avg. Stride Length [m]	6.4	7.1	7.2	7.4	7.6	7.4	7.3	7.2	7.3	6.9



- [] Ranking at each section and finish
- .-.- No data available at this section
- NA No data available



Horse/Jockey Name	General Wolffe
Final Rank	7
Fastest Section Time (Section)	0:11.92 (1200m)
Top Speed [km/h] (Section)	62.8 (Overall)
Race State	Finished



Doomben QLD Professional

Race 5: SOUTHS SPORTS CLUB Class 1 Plate - 2070m

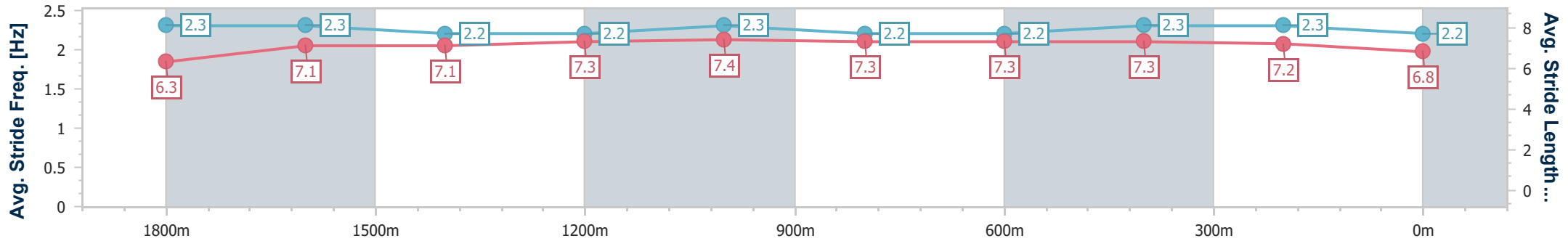
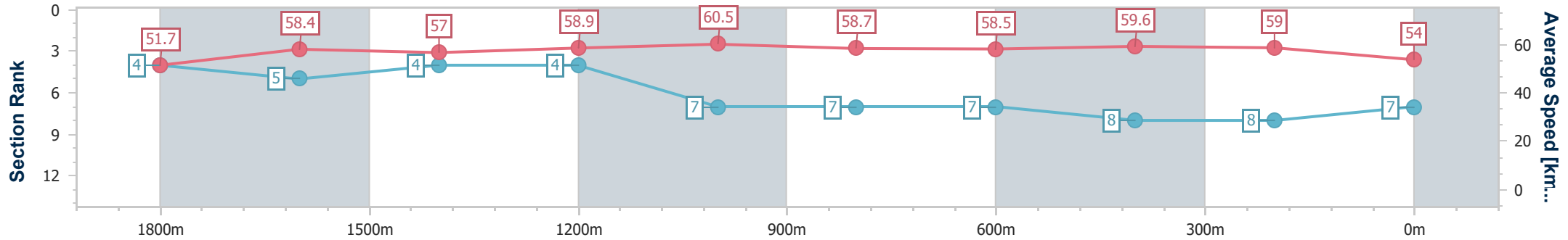
12 April 2023 - 14:18

Track Rating: Good 4, Weather: Fine, Rail Position: +10.5m Entire Course



BRISBANE RACING CLUB

Section	Overall	1800m	1600m	1400m	1200m	1000m	800m	600m	400m	200m
Section Times	2:10.62 [7] (0:18.78)	1:51.84 [4] (0:12.29)	1:39.55 [5] (0:12.68)	1:26.87 [4] (0:12.39)	1:14.48 [4] (0:11.92)	1:02.56 [7] (0:12.31)	0:50.25 [7] (0:12.45)	0:37.80 [7] (0:12.24)	0:25.56 [8] (0:12.22)	0:13.34 [8] (0:13.34)
Average Speed [km/h]	51.7	58.4	57.0	58.9	60.5	58.7	58.5	59.6	59.0	54.0
Top Speed [km/h]	62.8	60.5	57.7	60.6	61.2	61.0	59.5	60.3	60.0	58.0
Avg. Dist. to Rail [m]	2.8	0.8	0.9	2.5	2.7	1.7	2.8	2.2	2.4	2.6
Avg. Stride Freq. [Hz]	2.3	2.3	2.2	2.2	2.3	2.2	2.2	2.3	2.3	2.2
Avg. Stride Length [m]	6.3	7.1	7.1	7.3	7.4	7.3	7.3	7.3	7.2	6.8



- [] Ranking at each section and finish
- .-.- No data available at this section
- NA No data available



Horse/Jockey Name	Cristalino
Final Rank	8
Fastest Section Time (Section)	0:11.81 (1200m)
Top Speed [km/h] (Section)	63.5 (Overall)
Race State	Finished



Doomben QLD Professional

Race 5: SOUTHS SPORTS CLUB Class 1 Plate - 2070m

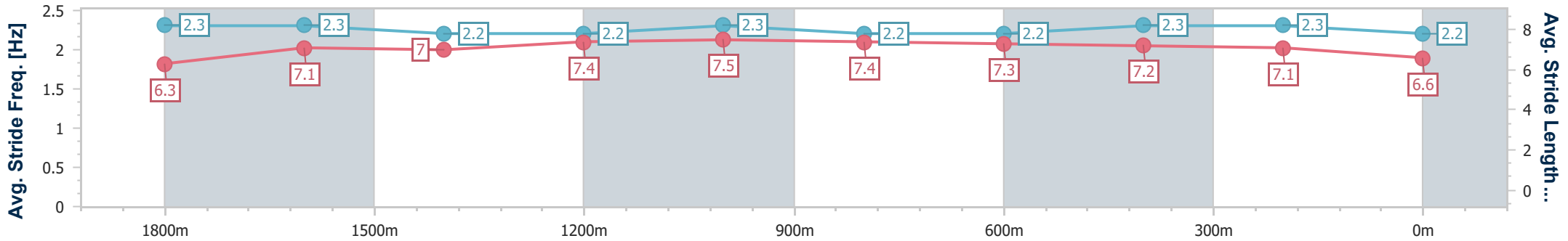
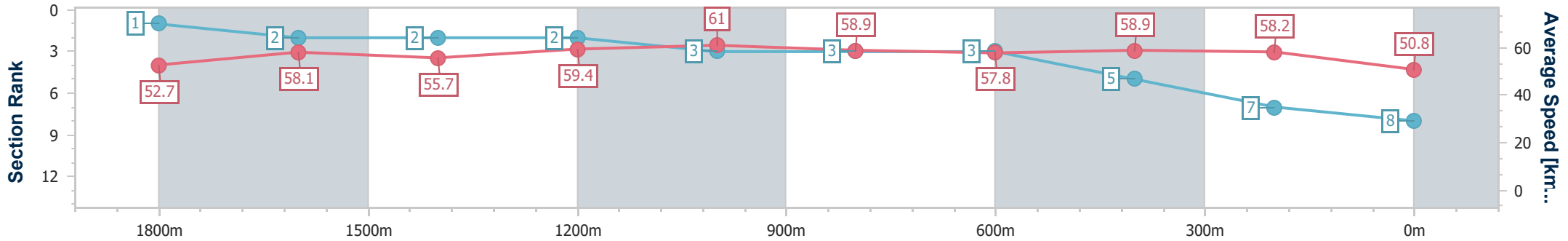
12 April 2023 - 14:18

Track Rating: Good 4, Weather: Fine, Rail Position: +10.5m Entire Course



BRISBANE RACING CLUB

Section	Overall	1800m	1600m	1400m	1200m	1000m	800m	600m	400m	200m
Section Times	2:11.14 [8] (0:18.45)	1:52.69 [1] (0:12.27)	1:40.42 [2] (0:12.89)	1:27.53 [2] (0:12.16)	1:15.37 [2] (0:11.81)	1:03.56 [3] (0:12.21)	0:51.35 [3] (0:12.48)	0:38.87 [3] (0:12.36)	0:26.51 [5] (0:12.35)	0:14.16 [7] (0:14.16)
Average Speed [km/h]	52.7	58.1	55.7	59.4	61.0	58.9	57.8	58.9	58.2	50.8
Top Speed [km/h]	63.5	61.9	56.5	60.8	62.1	60.7	59.0	59.6	59.6	56.6
Avg. Dist. to Rail [m]	4.2	1.9	0.7	0.8	1.0	0.6	0.9	1.7	0.8	0.6
Avg. Stride Freq. [Hz]	2.3	2.3	2.2	2.2	2.3	2.2	2.2	2.3	2.3	2.2
Avg. Stride Length [m]	6.3	7.1	7.0	7.4	7.5	7.4	7.3	7.2	7.1	6.6



- [] Ranking at each section and finish
- .-.- No data available at this section
- NA No data available