

Ipswich QLD Professional

Race 2: THE BARN FAMILY RESTAURANT Maiden Handicap - 1350m

10 April 2023 - 13:28

Track Rating: Soft 7, Weather: Fine, Rail Position: True

Section												Last 600m	
Field Times		Overall	1200m	1000m	800m	600m	400m						0:36.58
		1:22.33 (0:11.22)	1:11.11 (0:11.08)	1:00.03 (0:11.42)	0:48.61 (0:12.03)	0:36.58 (0:12.24)	0:24.34 (0:12.14)						
Rank	TAB	Horse/Jockey	Barrier	Top Speed [km/h]	Fastest Section							Distance Travelled [m]	
1	13	SUKICHE Matthew Gray	8	64.6 1000m	0:11.29 1200m	1:22.33 [1] (0:11.54)	1:10.79 [6] (0:11.29)	0:59.50 [6] (0:11.43)	0:48.07 [5] (0:11.97)	0:36.10 [6] (0:12.18)	0:23.92 [5] (0:12.00)	0:36.10	
2	5	MISS BACALL James Orman	9	66.3 1200m	0:11.05 1200m	1:22.42 [2] (0:11.39)	1:11.03 [2] (0:11.05)	0:59.98 [2] (0:11.54)	0:48.44 [3] (0:12.06)	0:36.38 [3] (0:12.30)	0:24.08 [4] (0:12.10)	0:36.38	-3
3	12	ROMANTIC THOUGHTS Mark Du Plessis	5	65.0 1200m	0:11.27 1200m	1:22.65 [3] (0:11.42)	1:11.23 [3] (0:11.27)	0:59.96 [4] (0:11.39)	0:48.57 [4] (0:12.04)	0:36.53 [4] (0:12.16)	0:24.37 [3] (0:12.04)	0:36.53	-4
4	8	A BIT BAZARRE Kyle Wilson-Taylor	11	66.9 1200m	0:11.01 1200m	1:22.69 [4] (0:11.46)	1:11.23 [4] (0:11.01)	1:00.22 [3] (0:11.41)	0:48.81 [2] (0:12.02)	0:36.79 [2] (0:12.19)	0:24.60 [2] (0:12.04)	0:36.79	-3
5	10	OBSIDIAN ROSE Cody Collis	14	65.0 1000m	0:11.41 1200m	1:22.78 [5] (0:11.81)	1:10.97 [8] (0:11.41)	0:59.56 [8] (0:11.42)	0:48.14 [8] (0:11.82)	0:36.32 [8] (0:12.29)	0:24.03 [8] (0:11.85)	0:36.32	+0
6	6	FANTWA Samantha Collett	6	64.3 1200m	0:11.30 1200m	1:23.03 [6] (0:11.64)	1:11.39 [7] (0:11.30)	1:00.09 [7] (0:11.67)	0:48.42 [7] (0:11.80)	0:36.62 [7] (0:12.32)	0:24.30 [7] (0:12.09)	0:36.62	-4
7	14	MY DAY Nozi Tomizawa	10	66.2 1200m	0:11.08 1200m	1:23.37 [7] (0:11.22)	1:12.15 [1] (0:11.08)	1:01.07 [1] (0:11.42)	0:49.65 [1] (0:12.03)	0:37.62 [1] (0:12.24)	0:25.38 [1] (0:12.38)	0:37.62	-5
8	15	SHADES OF LOUVRE Bailey Wheeler	1	65.4 1200m	0:11.25 1200m	1:23.50 [8] (0:11.49)	1:12.01 [5] (0:11.25)	1:00.76 [5] (0:11.62)	0:49.14 [6] (0:11.95)	0:37.19 [5] (0:12.27)	0:24.92 [6] (0:12.19)	0:37.19	-8
9	16	SUPERDINI Noriyuki Masuda	2	64.0 1000m	0:11.41 1200m	1:25.49 [9] (0:11.85)	1:13.64 [9] (0:11.41)	1:02.23 [9] (0:11.61)	0:50.62 [9] (0:11.87)	0:38.75 [9] (0:12.38)	0:26.37 [9] (0:12.92)	0:38.75	-5

Scratched: Klang Boy (#1), Kozani (#2), Fine And Rare (#3), Kubwa (#4), Push Turbo (#7), Akermative (#9), Rebel Lass (#11), Hallside Wildthing (#17)

Track Rating: Soft 7, Weather: Fine, Rail Position: True

Section							200m			Last 600m
Field Times							0:12.20			0:36.58
							(0:12.20)			
Rank	TAB	Horse/Jockey	Barrier	Top Speed [km/h]	Fastest Section	Margin			Distance Travelled [m]	
1	13	SUKICHE Matthew Gray	8	64.6 1000m	0:11.29 1200m	0:11.92 [5] (0:11.92)	1:22.33		0:36.10	
2	5	MISS BACALL James Orman	9	66.3 1200m	0:11.05 1200m	0:11.98 [3] (0:11.98)	0.5L		0:36.38 -3	
3	12	ROMANTIC THOUGHTS Mark Du Plessis	5	65.0 1200m	0:11.27 1200m	0:12.33 [2] (0:12.33)	1.8L		0:36.53 -4	
4	8	A BIT BAZARRE Kyle Wilson-Taylor	11	66.9 1200m	0:11.01 1200m	0:12.56 [1] (0:12.56)	2L		0:36.79 -3	
5	10	OBSIDIAN ROSE Cody Collis	14	65.0 1000m	0:11.41 1200m	0:12.18 [6] (0:12.18)	2.5L		0:36.32 +0	
6	6	FANTWA Samantha Collett	6	64.3 1200m	0:11.30 1200m	0:12.21 [8] (0:12.21)	4L		0:36.62 -4	
7	14	MY DAY Nozi Tomizawa	10	66.2 1200m	0:11.08 1200m	0:13.00 [4] (0:13.00)	4L		0:37.62 -5	
8	15	SHADES OF LOUVRE Bailey Wheeler	1	65.4 1200m	0:11.25 1200m	0:12.73 [7] (0:12.73)	4.5L		0:37.19 -8	
9	16	SUPERDINI Noriyuki Masuda	2	64.0 1000m	0:11.41 1200m	0:13.45 [9] (0:13.45)	16L		0:38.75 -5	

Scratched: Klang Boy (#1), Kozani (#2), Fine And Rare (#3), Kubwa (#4), Push Turbo (#7), Akermative (#9), Rebel Lass (#11), Hallside Wildthing (#17)



Horse/Jockey Name	Sukiche
Final Rank	1
Fastest Section Time (Section)	0:11.29 (1200m)
Top Speed [km/h] (Section)	64.6 (1000m)
Race State	Finished



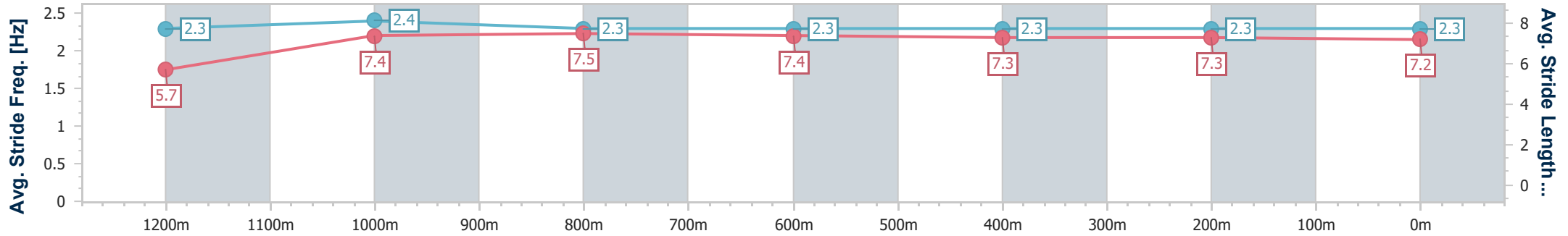
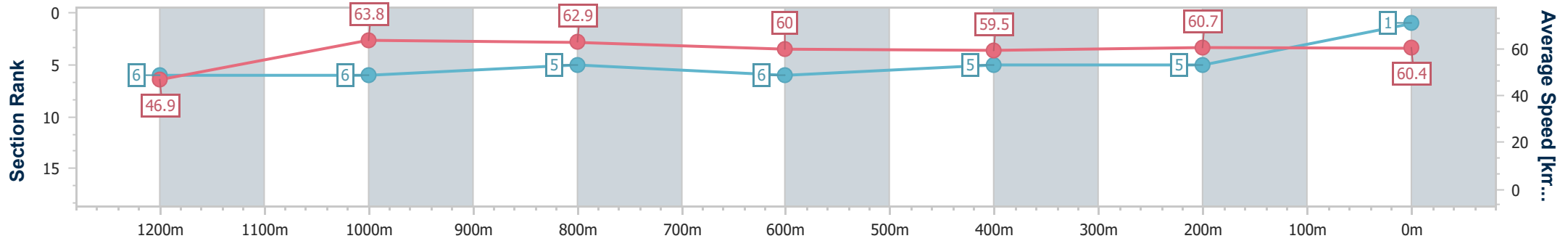
Ipswich QLD Professional
Race 2: THE BARN FAMILY RESTAURANT Maiden Handicap - 1350m



10 April 2023 - 13:28

Track Rating: Soft 7, Weather: Fine, Rail Position: True

Section	Overall	1200m	1000m	800m	600m	400m	200m
Section Times	1:22.33 [1] (0:11.54)	1:10.79 [6] (0:11.29)	0:59.50 [6] (0:11.43)	0:48.07 [5] (0:11.97)	0:36.10 [6] (0:12.18)	0:23.92 [5] (0:12.00)	0:11.92 [5] (0:11.92)
Average Speed [km/h]	46.9	63.8	62.9	60.0	59.5	60.7	60.4
Top Speed [km/h]	63.5	64.3	64.6	62.4	60.9	62.0	62.1
Avg. Dist. to Rail [m]	3.3	1.3	0.5	0.5	1.3	3.6	5.2
Avg. Stride Freq. [Hz]	2.3	2.4	2.3	2.3	2.3	2.3	2.3
Avg. Stride Length [m]	5.7	7.4	7.5	7.4	7.3	7.3	7.2



- [] Ranking at each section and finish
- .-.- No data available at this section
- NA No data available



Horse/Jockey Name	Miss Bacall
Final Rank	2
Fastest Section Time (Section)	0:11.05 (1200m)
Top Speed [km/h] (Section)	66.3 (1200m)
Race State	Finished



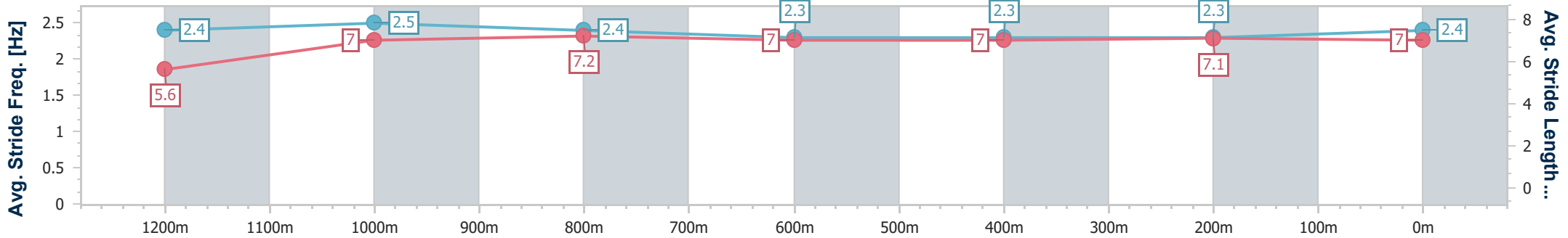
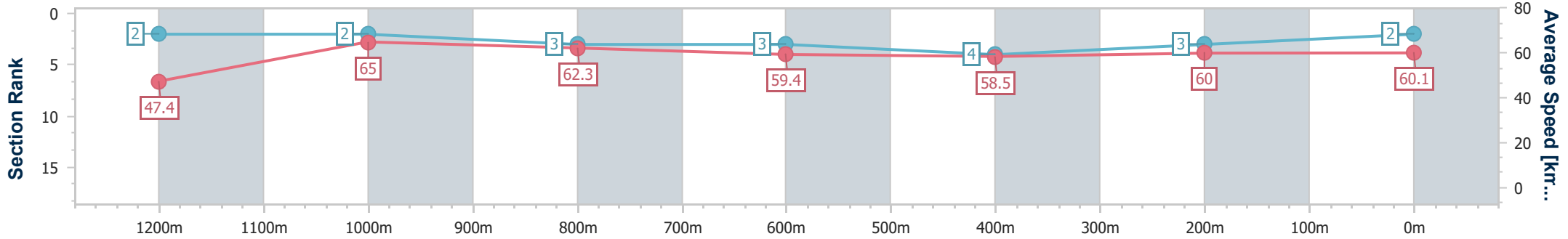
Ipswich QLD Professional
Race 2: THE BARN FAMILY RESTAURANT Maiden Handicap - 1350m



10 April 2023 - 13:28

Track Rating: Soft 7, Weather: Fine, Rail Position: True

Section	Overall	1200m	1000m	800m	600m	400m	200m
Section Times	1:22.42 [2] (0:11.39)	1:11.03 [2] (0:11.05)	0:59.98 [2] (0:11.54)	0:48.44 [3] (0:12.06)	0:36.38 [3] (0:12.30)	0:24.08 [4] (0:12.10)	0:11.98 [3] (0:11.98)
Average Speed [km/h]	47.4	65.0	62.3	59.4	58.5	60.0	60.1
Top Speed [km/h]	64.4	66.3	64.5	61.1	59.7	60.9	61.0
Avg. Dist. to Rail [m]	5.1	1.5	1.0	1.5	0.4	2.0	2.3
Avg. Stride Freq. [Hz]	2.4	2.5	2.4	2.3	2.3	2.3	2.4
Avg. Stride Length [m]	5.6	7.0	7.2	7.0	7.0	7.1	7.0



- [] Ranking at each section and finish
- .-.- No data available at this section
- NA No data available



Horse/Jockey Name	Romantic Thoughts
Final Rank	3
Fastest Section Time (Section)	0:11.27 (1200m)
Top Speed [km/h] (Section)	65.0 (1200m)
Race State	Finished



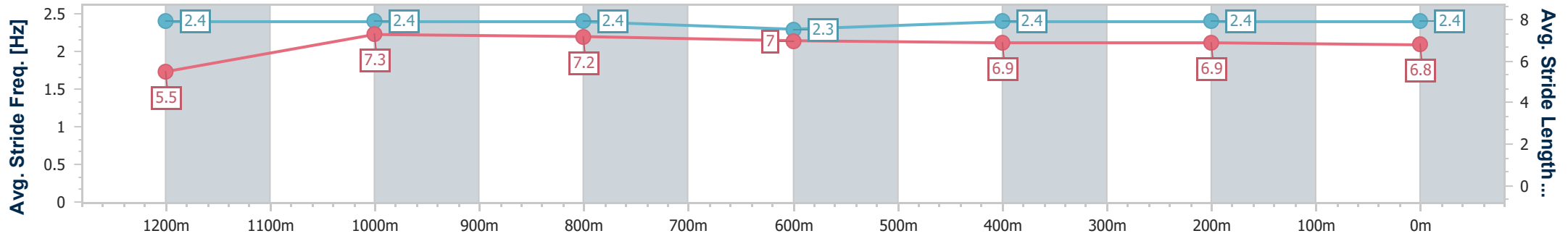
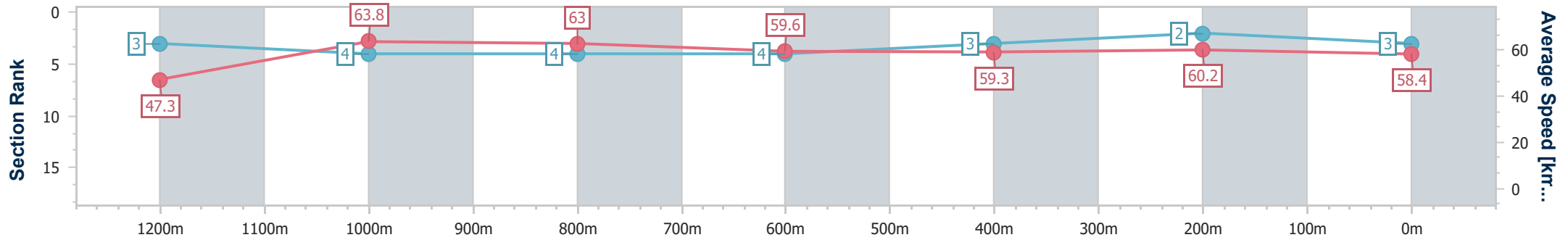
Ipswich QLD Professional
 Race 2: THE BARN FAMILY RESTAURANT Maiden Handicap - 1350m



10 April 2023 - 13:28

Track Rating: Soft 7, Weather: Fine, Rail Position: True

Section	Overall	1200m	1000m	800m	600m	400m	200m
Section Times	1:22.65 [3] (0:11.42)	1:11.23 [3] (0:11.27)	0:59.96 [4] (0:11.39)	0:48.57 [4] (0:12.04)	0:36.53 [4] (0:12.16)	0:24.37 [3] (0:12.04)	0:12.33 [2] (0:12.33)
Average Speed [km/h]	47.3	63.8	63.0	59.6	59.3	60.2	58.4
Top Speed [km/h]	63.4	65.0	64.6	61.5	61.1	61.1	61.0
Avg. Dist. to Rail [m]	1.7	0.6	1.4	1.2	0.6	2.0	3.6
Avg. Stride Freq. [Hz]	2.4	2.4	2.4	2.3	2.4	2.4	2.4
Avg. Stride Length [m]	5.5	7.3	7.2	7.0	6.9	6.9	6.8



- [] Ranking at each section and finish
- .-.- No data available at this section
- NA No data available



Horse/Jockey Name	A Bit Bazarre
Final Rank	4
Fastest Section Time (Section)	0:11.01 (1200m)
Top Speed [km/h] (Section)	66.9 (1200m)
Race State	Finished



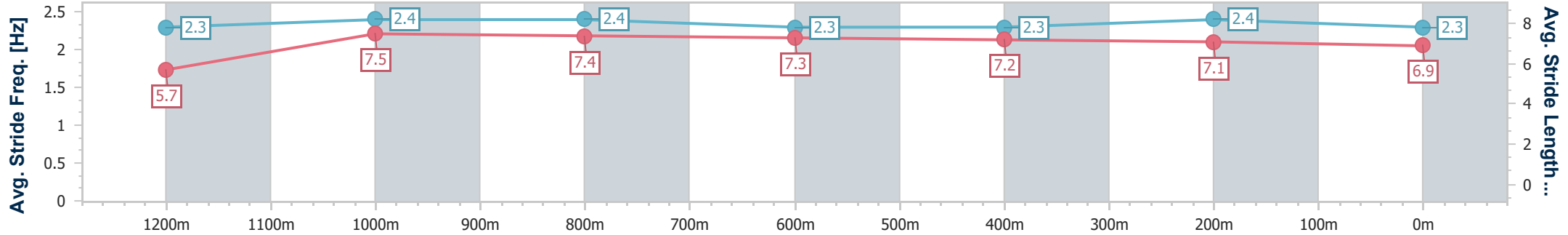
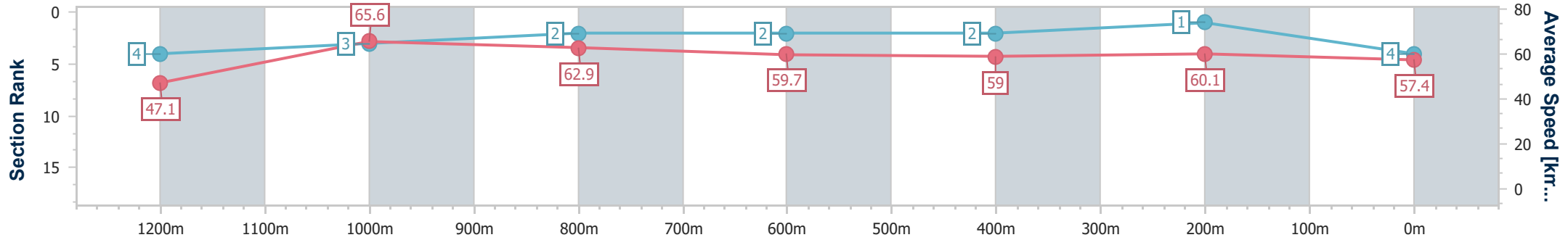
Ipswich QLD Professional
Race 2: THE BARN FAMILY RESTAURANT Maiden Handicap - 1350m



10 April 2023 - 13:28

Track Rating: Soft 7, Weather: Fine, Rail Position: True

Section	Overall	1200m	1000m	800m	600m	400m	200m
Section Times	1:22.69 [4] (0:11.46)	1:11.23 [4] (0:11.01)	1:00.22 [3] (0:11.41)	0:48.81 [2] (0:12.02)	0:36.79 [2] (0:12.19)	0:24.60 [2] (0:12.04)	0:12.56 [1] (0:12.56)
Average Speed [km/h]	47.1	65.6	62.9	59.7	59.0	60.1	57.4
Top Speed [km/h]	63.0	66.9	64.5	61.9	60.3	60.7	58.9
Avg. Dist. to Rail [m]	7.4	3.2	0.6	1.1	0.2	1.5	1.8
Avg. Stride Freq. [Hz]	2.3	2.4	2.4	2.3	2.3	2.4	2.3
Avg. Stride Length [m]	5.7	7.5	7.4	7.3	7.2	7.1	6.9



- [] Ranking at each section and finish
- .-.- No data available at this section
- NA No data available



Horse/Jockey Name	Obsidian Rose
Final Rank	5
Fastest Section Time (Section)	0:11.41 (1200m)
Top Speed [km/h] (Section)	65.0 (1000m)
Race State	Finished



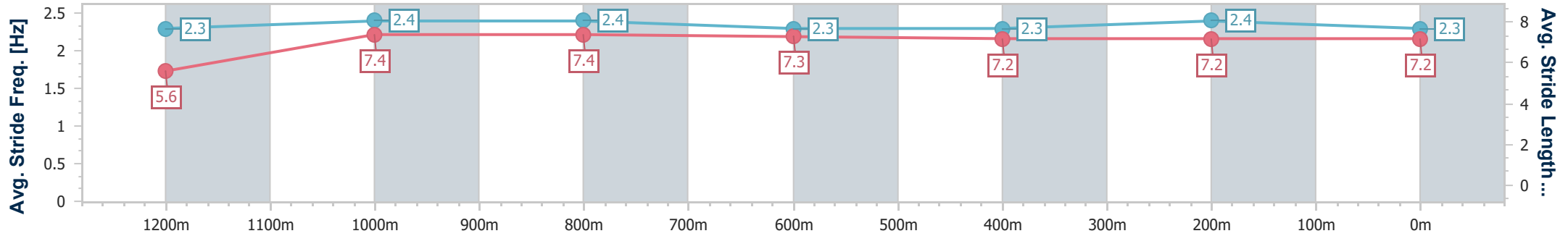
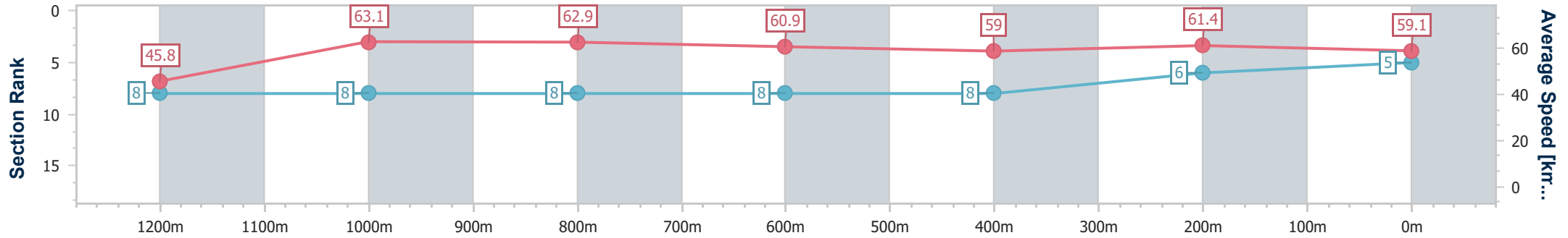
Ipswich QLD Professional
Race 2: THE BARN FAMILY RESTAURANT Maiden Handicap - 1350m



10 April 2023 - 13:28

Track Rating: Soft 7, Weather: Fine, Rail Position: True

Section	Overall	1200m	1000m	800m	600m	400m	200m
Section Times	1:22.78 [5] (0:11.81)	1:10.97 [8] (0:11.41)	0:59.56 [8] (0:11.42)	0:48.14 [8] (0:11.82)	0:36.32 [8] (0:12.29)	0:24.03 [8] (0:11.85)	0:12.18 [6] (0:12.18)
Average Speed [km/h]	45.8	63.1	62.9	60.9	59.0	61.4	59.1
Top Speed [km/h]	62.6	64.4	65.0	63.2	61.5	62.3	61.2
Avg. Dist. to Rail [m]	7.3	0.8	0.5	0.5	1.4	3.9	5.2
Avg. Stride Freq. [Hz]	2.3	2.4	2.4	2.3	2.3	2.4	2.3
Avg. Stride Length [m]	5.6	7.4	7.4	7.3	7.2	7.2	7.2



- [] Ranking at each section and finish
- .-.- No data available at this section
- NA No data available



Horse/Jockey Name	Fantwa
Final Rank	6
Fastest Section Time (Section)	0:11.30 (1200m)
Top Speed [km/h] (Section)	64.3 (1200m)
Race State	Finished



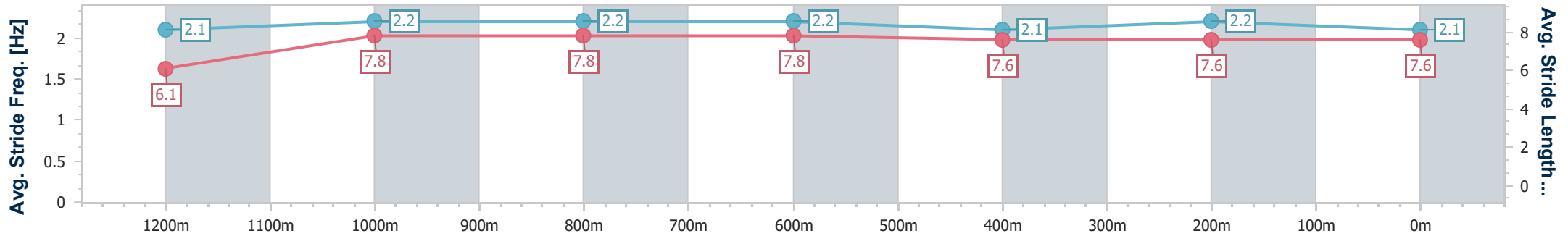
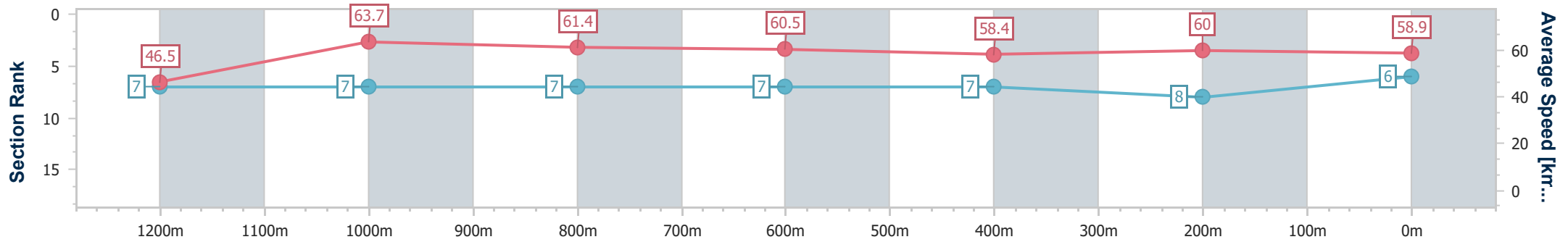
Ipswich QLD Professional
Race 2: THE BARN FAMILY RESTAURANT Maiden Handicap - 1350m



10 April 2023 - 13:28

Track Rating: Soft 7, Weather: Fine, Rail Position: True

Section	Overall	1200m	1000m	800m	600m	400m	200m
Section Times	1:23.03 [6] (0:11.64)	1:11.39 [7] (0:11.30)	1:00.09 [7] (0:11.67)	0:48.42 [7] (0:11.80)	0:36.62 [7] (0:12.32)	0:24.30 [7] (0:12.09)	0:12.21 [8] (0:12.21)
Average Speed [km/h]	46.5	63.7	61.4	60.5	58.4	60.0	58.9
Top Speed [km/h]	63.6	64.3	64.1	62.0	59.5	60.4	59.7
Avg. Dist. to Rail [m]	2.0	0.7	1.8	1.7	0.4	2.4	4.7
Avg. Stride Freq. [Hz]	2.1	2.2	2.2	2.2	2.1	2.2	2.1
Avg. Stride Length [m]	6.1	7.8	7.8	7.8	7.6	7.6	7.6



- [] Ranking at each section and finish
- .-.- No data available at this section
- NA No data available



Horse/Jockey Name	My Day
Final Rank	7
Fastest Section Time (Section)	0:11.08 (1200m)
Top Speed [km/h] (Section)	66.2 (1200m)
Race State	Finished



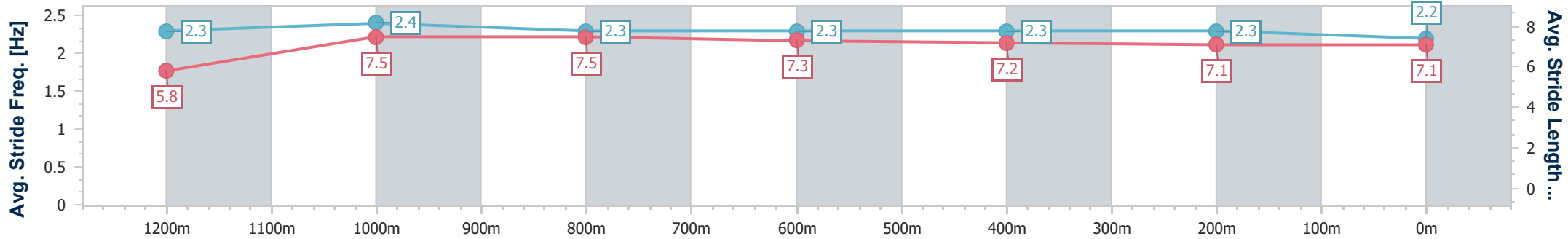
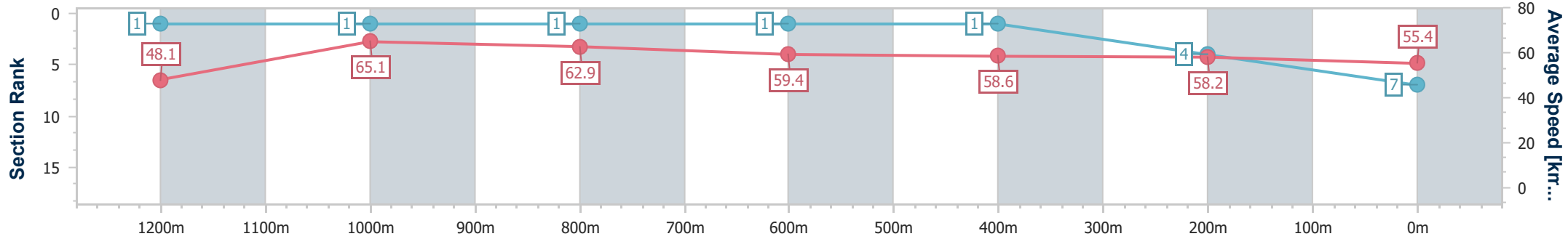
Ipswich QLD Professional
Race 2: THE BARN FAMILY RESTAURANT Maiden Handicap - 1350m



10 April 2023 - 13:28

Track Rating: Soft 7, Weather: Fine, Rail Position: True

Section	Overall	1200m	1000m	800m	600m	400m	200m
Section Times	1:23.37 [7] (0:11.22)	1:12.15 [1] (0:11.08)	1:01.07 [1] (0:11.42)	0:49.65 [1] (0:12.03)	0:37.62 [1] (0:12.24)	0:25.38 [1] (0:12.38)	0:13.00 [4] (0:13.00)
Average Speed [km/h]	48.1	65.1	62.9	59.4	58.6	58.2	55.4
Top Speed [km/h]	64.8	66.2	64.2	61.7	58.9	58.9	57.1
Avg. Dist. to Rail [m]	7.0	3.7	1.0	2.0	1.1	0.6	1.4
Avg. Stride Freq. [Hz]	2.3	2.4	2.3	2.3	2.3	2.3	2.2
Avg. Stride Length [m]	5.8	7.5	7.5	7.3	7.2	7.1	7.1



- [] Ranking at each section and finish
- .-.- No data available at this section
- NA No data available



Horse/Jockey Name	Shades Of Louvre
Final Rank	8
Fastest Section Time (Section)	0:11.25 (1200m)
Top Speed [km/h] (Section)	65.4 (1200m)
Race State	Finished



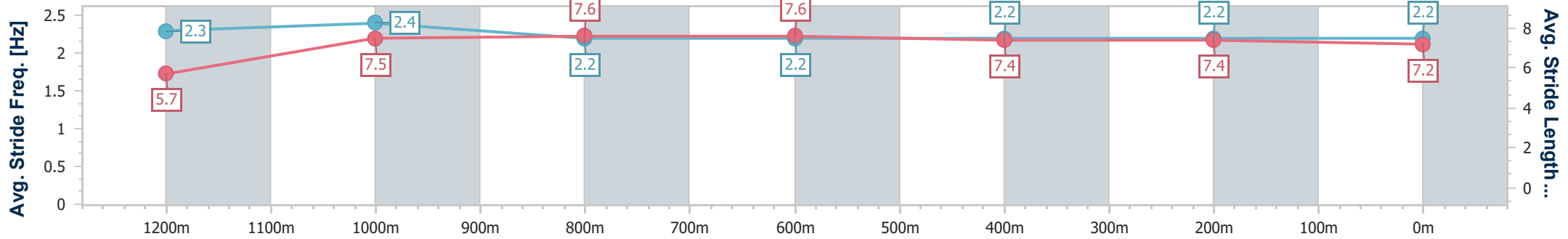
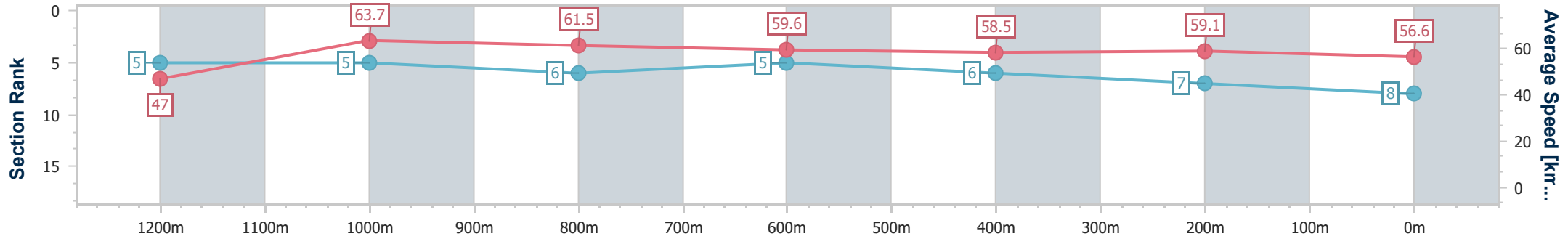
Ipswich QLD Professional
Race 2: THE BARN FAMILY RESTAURANT Maiden Handicap - 1350m



10 April 2023 - 13:28

Track Rating: Soft 7, Weather: Fine, Rail Position: True

Section	Overall	1200m	1000m	800m	600m	400m	200m
Section Times	1:23.50 [8] (0:11.49)	1:12.01 [5] (0:11.25)	1:00.76 [5] (0:11.62)	0:49.14 [6] (0:11.95)	0:37.19 [5] (0:12.27)	0:24.92 [6] (0:12.19)	0:12.73 [7] (0:12.73)
Average Speed [km/h]	47.0	63.7	61.5	59.6	58.5	59.1	56.6
Top Speed [km/h]	62.9	65.4	62.4	61.5	59.2	60.0	59.0
Avg. Dist. to Rail [m]	1.4	1.4	2.8	2.7	1.0	1.0	1.7
Avg. Stride Freq. [Hz]	2.3	2.4	2.2	2.2	2.2	2.2	2.2
Avg. Stride Length [m]	5.7	7.5	7.6	7.6	7.4	7.4	7.2



- [] Ranking at each section and finish
- .-.- No data available at this section
- NA No data available



Horse/Jockey Name	Superdini
Final Rank	9
Fastest Section Time (Section)	0:11.41 (1200m)
Top Speed [km/h] (Section)	64.0 (1000m)
Race State	Finished



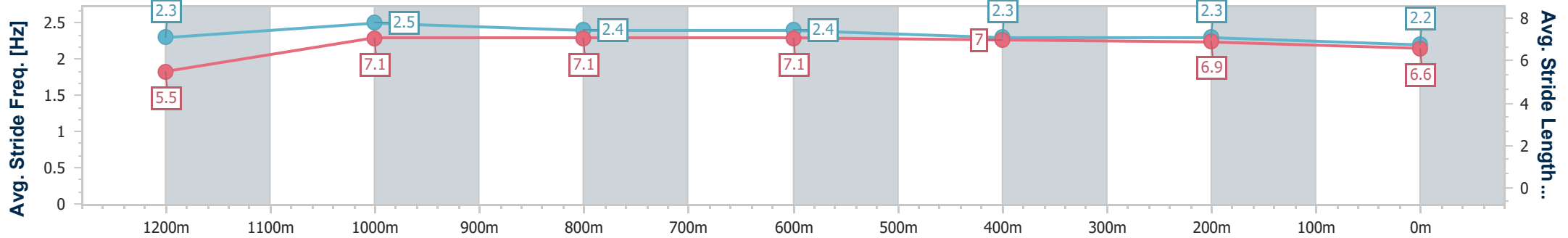
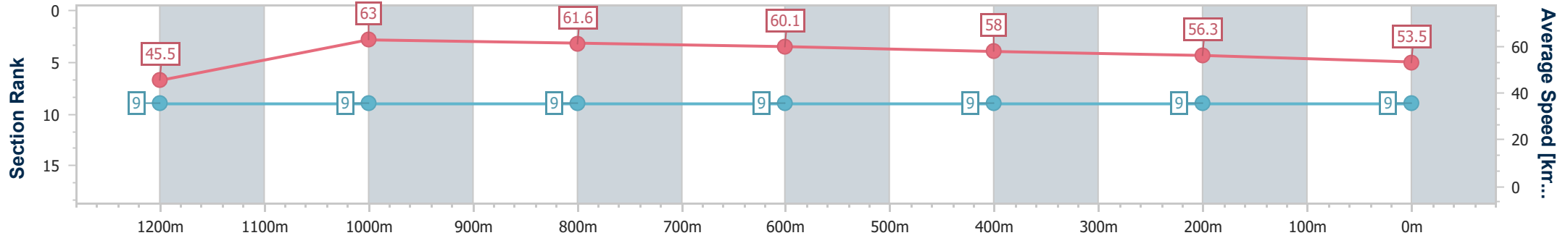
Ipswich QLD Professional
Race 2: THE BARN FAMILY RESTAURANT Maiden Handicap - 1350m



10 April 2023 - 13:28

Track Rating: Soft 7, Weather: Fine, Rail Position: True

Section	Overall	1200m	1000m	800m	600m	400m	200m
Section Times	1:25.49 [9] (0:11.85)	1:13.64 [9] (0:11.41)	1:02.23 [9] (0:11.61)	0:50.62 [9] (0:11.87)	0:38.75 [9] (0:12.38)	0:26.37 [9] (0:12.92)	0:13.45 [9] (0:13.45)
Average Speed [km/h]	45.5	63.0	61.6	60.1	58.0	56.3	53.5
Top Speed [km/h]	62.5	63.5	64.0	61.3	59.0	57.0	55.7
Avg. Dist. to Rail [m]	1.5	1.2	2.4	2.4	0.8	2.3	2.4
Avg. Stride Freq. [Hz]	2.3	2.5	2.4	2.4	2.3	2.3	2.2
Avg. Stride Length [m]	5.5	7.1	7.1	7.1	7.0	6.9	6.6



- [] Ranking at each section and finish
- .-.- No data available at this section
- NA No data available