



Ipswich QLD Professional
Race 1: FOLLOW @IPSWICHTURFCLUB QTIS Two-Year-Old Handicap - 800m
10 April 2023 - 12:53



Track Rating: Soft 7, Weather: Fine, Rail Position: True

Section										Last 600m		
Field Times		Overall	600m	400m	200m							
		0:46.21 (0:13.25)	0:32.96 (0:10.35)	0:22.61 (0:11.04)	0:11.57 (0:11.57)						0:32.96	
Rank	TAB	Horse/Jockey	Barrier	Top Speed [km/h]	Fastest Section	Overall	600m	400m	200m	Margin	Last 600m	Distance Travelled [m]
1	6	VALOIS James Orman	4	69.1 600m	0:10.55 600m	0:46.21 [1] (0:13.75)	0:32.46 [5] (0:10.55)	0:21.91 [4] (0:10.79)	0:11.12 [4] (0:11.12)	0:46.21	0:32.46	
2	5	FLAG HALL Boris Thornton	3	68.1 Overall	0:10.71 600m	0:46.26 [2] (0:13.46)	0:32.80 [3] (0:10.71)	0:22.09 [3] (0:10.82)	0:11.27 [3] (0:11.27)	0.2L	0:32.80	-1
3	2	CHAKRA BOY Justin Stanley	7	72.5 600m	0:10.69 600m	0:46.39 [3] (0:13.25)	0:33.14 [1] (0:10.69)	0:22.45 [2] (0:10.91)	0:11.54 [2] (0:11.54)	1L	0:33.14	-3
4	3	CRESSBROOK Taylor Marshall	6	69.9 600m	0:10.57 600m	0:46.61 [4] (0:13.88)	0:32.73 [7] (0:10.57)	0:22.16 [6] (0:10.86)	0:11.30 [5] (0:11.30)	2.3L	0:32.73	-2
5	1	BOOVEY Kyle Wilson-Taylor	8	69.5 600m	0:10.73 600m	0:46.89 [5] (0:13.89)	0:33.00 [6] (0:10.73)	0:22.27 [7] (0:10.90)	0:11.37 [7] (0:11.37)	3.8L	0:33.00	-2
6	7	I AM THOR Bailey Wheeler	9	71.8 600m	0:10.34 600m	0:47.00 [6] (0:13.26)	0:33.74 [2] (0:10.34)	0:23.40 [1] (0:11.04)	0:12.36 [1] (0:12.36)	4.3L	0:33.74	-5
7	4	DANGEREUSE Ben Thompson	1	67.9 600m	0:10.65 600m	0:47.16 [7] (0:14.52)	0:32.64 [8] (0:10.65)	0:21.99 [8] (0:10.80)	0:11.19 [8] (0:11.19)	5.1L	0:32.64	-9
8	9	CAPITAL EM Jim Byrne	2	68.4 600m	0:10.77 600m	0:47.23 [8] (0:13.73)	0:33.50 [4] (0:10.77)	0:22.73 [5] (0:11.01)	0:11.72 [6] (0:11.72)	5.5L	0:33.50	-3

Scratched: Maple Magic (#8), Jackiedowntheline (#10)

[] Ranking at each section and finish
 -:-:- No data available at this section
 NA No data available

SCN Saddle cloth number
 DNF Did not finish
 DNT Did not track



Horse/Jockey Name	Valois
Final Rank	1
Fastest Section Time (Section)	0:10.55 (600m)
Top Speed [km/h] (Section)	69.1 (600m)
Race State	Finished



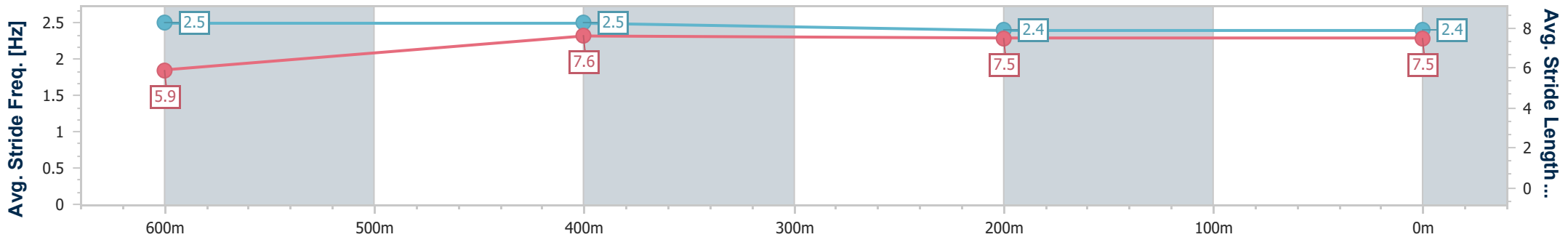
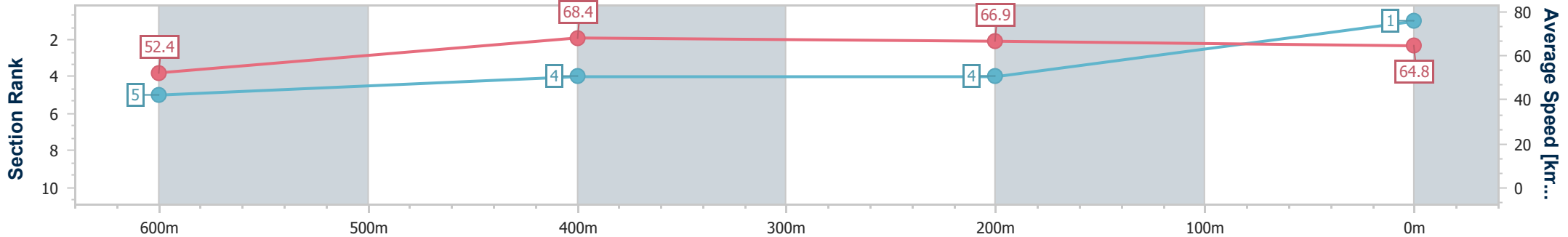
Ipswich QLD Professional
 Race 1: FOLLOW @IPSWICHTURFCLUB QTIS Two-Year-Old
 Handicap - 800m



10 April 2023 - 12:53

Track Rating: Soft 7, Weather: Fine, Rail Position: True

Section	Overall	600m	400m	200m
Section Times	0:46.21 [1] (0:13.75)	0:32.46 [5] (0:10.55)	0:21.91 [4] (0:10.79)	0:11.12 [4] (0:11.12)
Average Speed [km/h]	52.4	68.4	66.9	64.8
Top Speed [km/h]	67.2	69.1	68.2	66.4
Avg. Dist. to Rail [m]	5.8	2.4	1.0	3.2
Avg. Stride Freq. [Hz]	2.5	2.5	2.4	2.4
Avg. Stride Length [m]	5.9	7.6	7.5	7.5



- [] Ranking at each section and finish
- .-.- No data available at this section
- NA No data available



Horse/Jockey Name	Flag Hall
Final Rank	2
Fastest Section Time (Section)	0:10.71 (600m)
Top Speed [km/h] (Section)	68.1 (Overall)
Race State	Finished



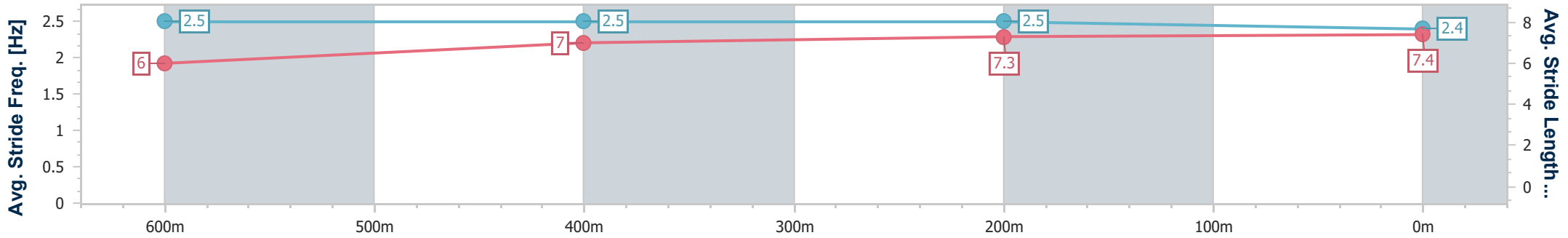
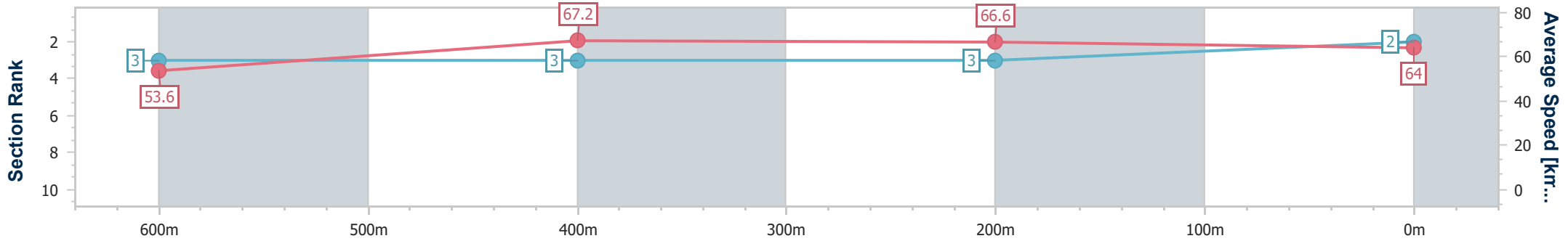
Ipswich QLD Professional
 Race 1: FOLLOW @IPSWICHTURFCLUB QTIS Two-Year-Old
 Handicap - 800m



10 April 2023 - 12:53

Track Rating: Soft 7, Weather: Fine, Rail Position: True

Section	Overall	600m	400m	200m
Section Times	0:46.26 [2] (0:13.46)	0:32.80 [3] (0:10.71)	0:22.09 [3] (0:10.82)	0:11.27 [3] (0:11.27)
Average Speed [km/h]	53.6	67.2	66.6	64.0
Top Speed [km/h]	68.1	68.0	67.2	66.2
Avg. Dist. to Rail [m]	3.8	1.5	0.9	2.9
Avg. Stride Freq. [Hz]	2.5	2.5	2.5	2.4
Avg. Stride Length [m]	6.0	7.0	7.3	7.4



- [] Ranking at each section and finish
- .-.- No data available at this section
- NA No data available



Horse/Jockey Name	Chakra Boy
Final Rank	3
Fastest Section Time (Section)	0:10.69 (600m)
Top Speed [km/h] (Section)	72.5 (600m)
Race State	Finished



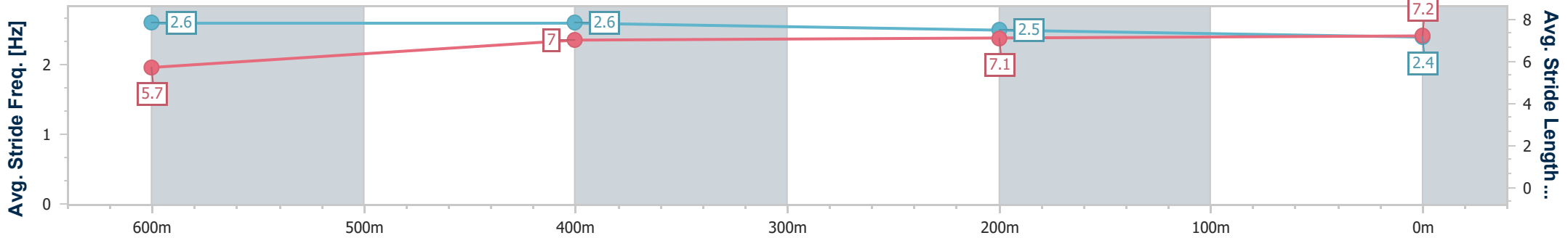
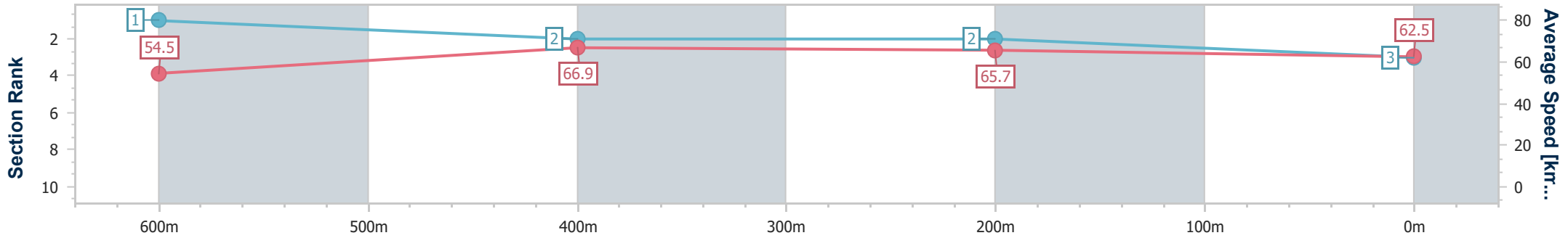
Ipswich QLD Professional
 Race 1: FOLLOW @IPSWICHTURFCLUB QTIS Two-Year-Old
 Handicap - 800m



10 April 2023 - 12:53

Track Rating: Soft 7, Weather: Fine, Rail Position: True

Section	Overall	600m	400m	200m
Section Times	0:46.39 [3] (0:13.25)	0:33.14 [1] (0:10.69)	0:22.45 [2] (0:10.91)	0:11.54 [2] (0:11.54)
Average Speed [km/h]	54.5	66.9	65.7	62.5
Top Speed [km/h]	71.4	72.5	66.7	65.5
Avg. Dist. to Rail [m]	4.5	1.0	1.0	3.0
Avg. Stride Freq. [Hz]	2.6	2.6	2.5	2.4
Avg. Stride Length [m]	5.7	7.0	7.1	7.2



- [] Ranking at each section and finish
- .-.- No data available at this section
- NA No data available



Horse/Jockey Name	Cressbrook
Final Rank	4
Fastest Section Time (Section)	0:10.57 (600m)
Top Speed [km/h] (Section)	69.9 (600m)
Race State	Finished



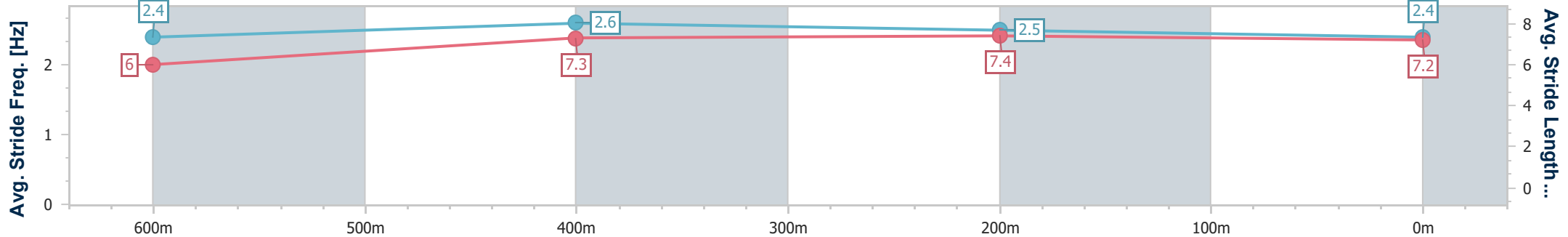
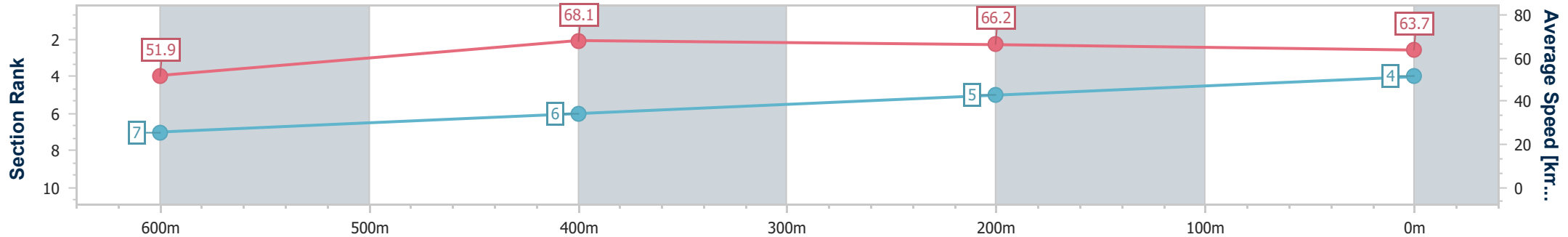
Ipswich QLD Professional
 Race 1: FOLLOW @IPSWICHTURFCLUB QTIS Two-Year-Old
 Handicap - 800m



10 April 2023 - 12:53

Track Rating: Soft 7, Weather: Fine, Rail Position: True

Section	Overall	600m	400m	200m
Section Times	0:46.61 [4] (0:13.88)	0:32.73 [7] (0:10.57)	0:22.16 [6] (0:10.86)	0:11.30 [5] (0:11.30)
Average Speed [km/h]	51.9	68.1	66.2	63.7
Top Speed [km/h]	69.6	69.9	66.7	65.5
Avg. Dist. to Rail [m]	5.5	1.0	0.7	3.5
Avg. Stride Freq. [Hz]	2.4	2.6	2.5	2.4
Avg. Stride Length [m]	6.0	7.3	7.4	7.2



- [] Ranking at each section and finish
- .-.- No data available at this section
- NA No data available



Horse/Jockey Name	Boovey
Final Rank	5
Fastest Section Time (Section)	0:10.73 (600m)
Top Speed [km/h] (Section)	69.5 (600m)
Race State	Finished



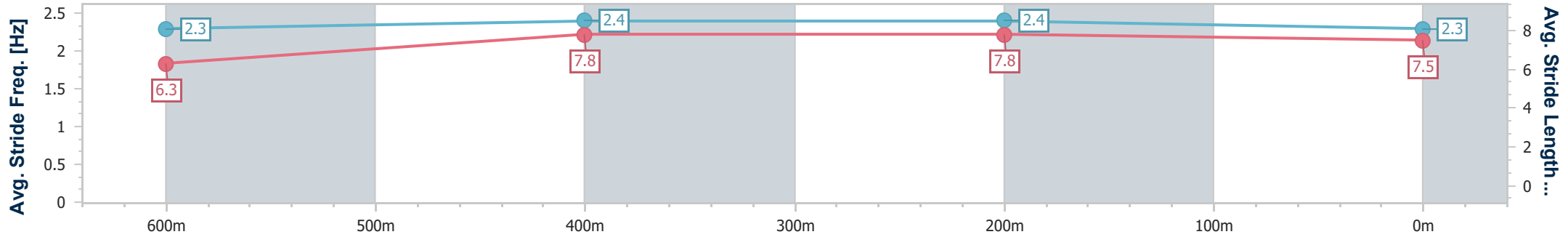
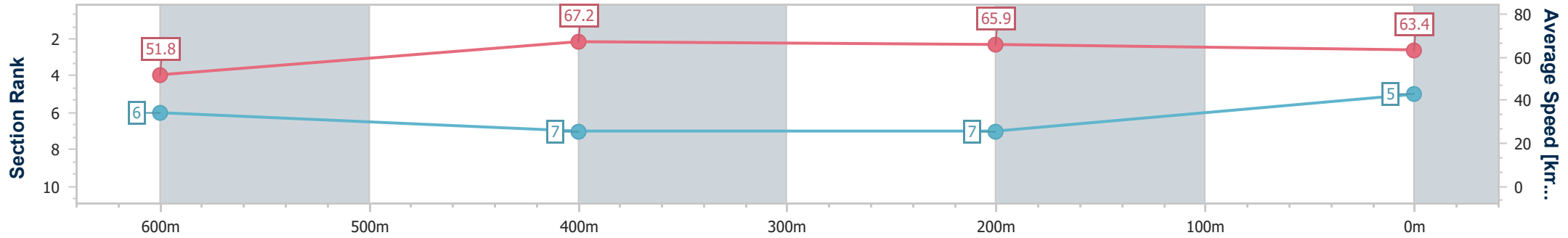
Ipswich QLD Professional
 Race 1: FOLLOW @IPSWICHTURFCLUB QTIS Two-Year-Old
 Handicap - 800m



10 April 2023 - 12:53

Track Rating: Soft 7, Weather: Fine, Rail Position: True

Section	Overall	600m	400m	200m
Section Times	0:46.89 [5] (0:13.89)	0:33.00 [6] (0:10.73)	0:22.27 [7] (0:10.90)	0:11.37 [7] (0:11.37)
Average Speed [km/h]	51.8	67.2	65.9	63.4
Top Speed [km/h]	68.6	69.5	67.1	65.9
Avg. Dist. to Rail [m]	6.3	1.8	0.7	1.3
Avg. Stride Freq. [Hz]	2.3	2.4	2.4	2.3
Avg. Stride Length [m]	6.3	7.8	7.8	7.5



- [] Ranking at each section and finish
- .-.- No data available at this section
- NA No data available



Horse/Jockey Name	I Am Thor
Final Rank	6
Fastest Section Time (Section)	0:10.34 (600m)
Top Speed [km/h] (Section)	71.8 (600m)
Race State	Finished



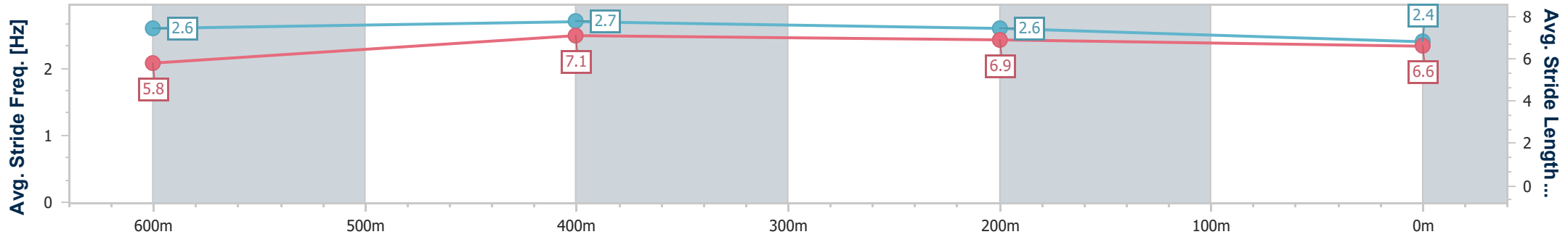
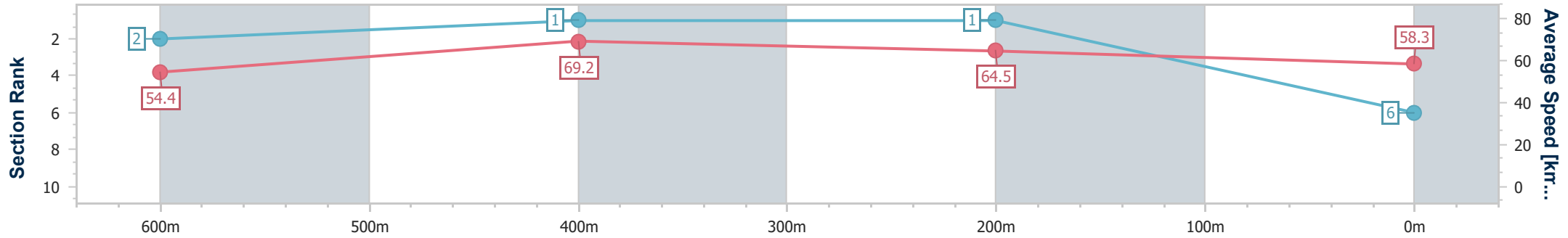
Ipswich QLD Professional
 Race 1: FOLLOW @IPSWICHTURFCLUB QTIS Two-Year-Old
 Handicap - 800m



10 April 2023 - 12:53

Track Rating: Soft 7, Weather: Fine, Rail Position: True

Section	Overall	600m	400m	200m
Section Times	0:47.00 [6] (0:13.26)	0:33.74 [2] (0:10.34)	0:23.40 [1] (0:11.04)	0:12.36 [1] (0:12.36)
Average Speed [km/h]	54.4	69.2	64.5	58.3
Top Speed [km/h]	71.0	71.8	66.7	62.1
Avg. Dist. to Rail [m]	6.0	1.4	2.5	1.8
Avg. Stride Freq. [Hz]	2.6	2.7	2.6	2.4
Avg. Stride Length [m]	5.8	7.1	6.9	6.6



- [] Ranking at each section and finish
- .-.- No data available at this section
- NA No data available



Horse/Jockey Name	Dangereuse
Final Rank	7
Fastest Section Time (Section)	0:10.65 (600m)
Top Speed [km/h] (Section)	67.9 (600m)
Race State	Finished



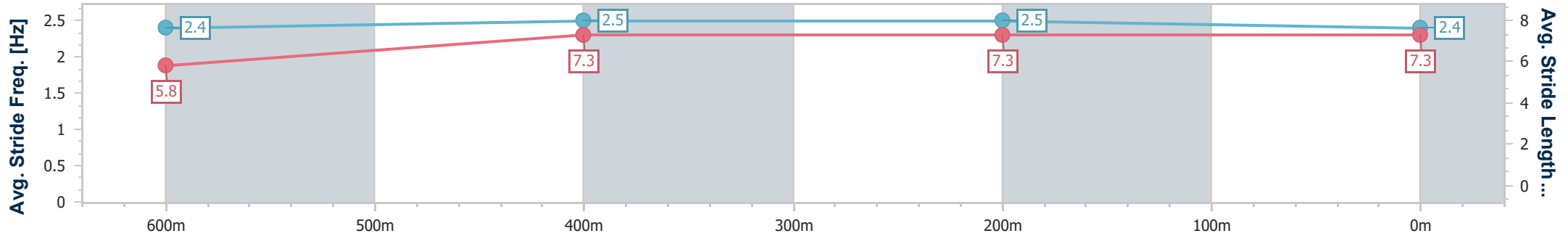
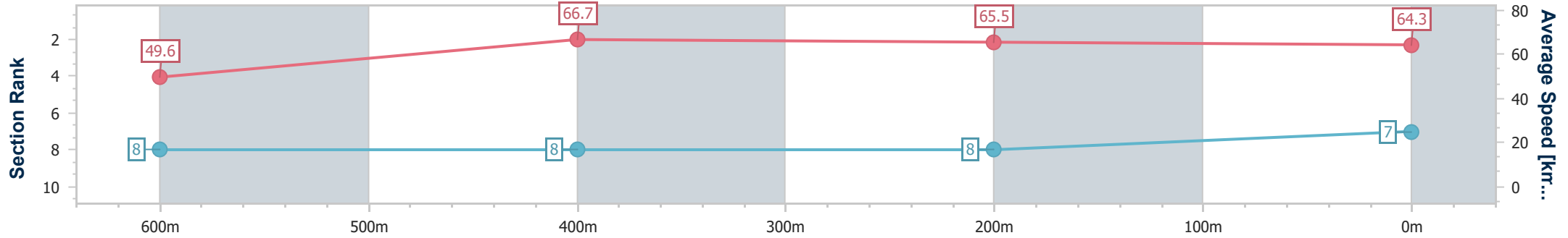
Ipswich QLD Professional
 Race 1: FOLLOW @IPSWICHTURFCLUB QTIS Two-Year-Old
 Handicap - 800m



10 April 2023 - 12:53

Track Rating: Soft 7, Weather: Fine, Rail Position: True

Section	Overall	600m	400m	200m
Section Times	0:47.16 [7] (0:14.52)	0:32.64 [8] (0:10.65)	0:21.99 [8] (0:10.80)	0:11.19 [8] (0:11.19)
Average Speed [km/h]	49.6	66.7	65.5	64.3
Top Speed [km/h]	67.4	67.9	66.5	65.6
Avg. Dist. to Rail [m]	1.9	3.0	4.6	2.1
Avg. Stride Freq. [Hz]	2.4	2.5	2.5	2.4
Avg. Stride Length [m]	5.8	7.3	7.3	7.3



- [] Ranking at each section and finish
- .-.- No data available at this section
- NA No data available



Horse/Jockey Name	Capital Em
Final Rank	8
Fastest Section Time (Section)	0:10.77 (600m)
Top Speed [km/h] (Section)	68.4 (600m)
Race State	Finished



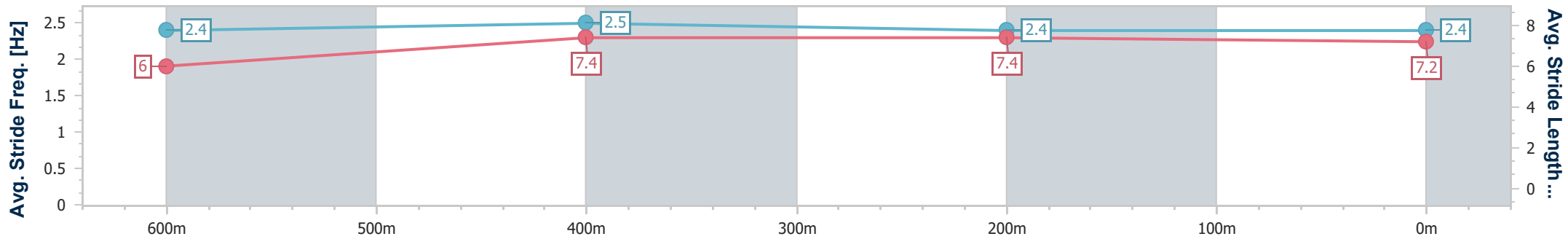
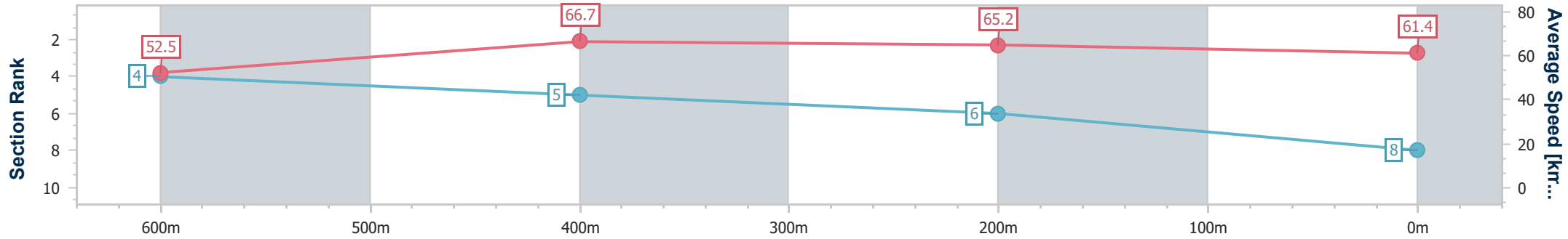
Ipswich QLD Professional
 Race 1: FOLLOW @IPSWICHTURFCLUB QTIS Two-Year-Old
 Handicap - 800m



10 April 2023 - 12:53

Track Rating: Soft 7, Weather: Fine, Rail Position: True

Section	Overall	600m	400m	200m
Section Times	0:47.23 [8] (0:13.73)	0:33.50 [4] (0:10.77)	0:22.73 [5] (0:11.01)	0:11.72 [6] (0:11.72)
Average Speed [km/h]	52.5	66.7	65.2	61.4
Top Speed [km/h]	68.2	68.4	66.3	63.8
Avg. Dist. to Rail [m]	3.7	0.9	0.7	0.7
Avg. Stride Freq. [Hz]	2.4	2.5	2.4	2.4
Avg. Stride Length [m]	6.0	7.4	7.4	7.2



- [] Ranking at each section and finish
- .-.- No data available at this section
- NA No data available