



# Sunshine Coast QLD Professional

## Race 6: TAB BENCHMARK 58 Handicap - 1000m

09 April 2023 - 16:00



Track Rating: Soft 5, Weather: Fine, Rail Position: +4m

Section											Last 600m		
Field Times		Overall	800m	600m	400m	200m							
		0:58.69 (0:13.32)	0:45.37 (0:10.76)	0:34.61 (0:11.22)	0:23.39 (0:11.49)	0:11.90 (0:11.90)						0:34.61	
Rank	TAB	Horse/Jockey	Barrier	Top Speed [km/h]	Fastest Section	Overall	800m	600m	400m	200m	Margin	Last 600m	Distance Travelled [m]
1	1	<b>HARD REYVA</b> Angela Jones	6	68.3 800m	0:10.80 800m	0:58.69 [1] (0:13.72)	0:44.97 [6] (0:10.80)	0:34.17 [6] (0:11.24)	0:22.93 [6] (0:11.03)	0:11.90 [1] (0:11.90)	0:58.69	0:34.17	
2	8	<b>RALPHIE</b> Sean Cormack	14	68.7 800m	0:10.75 800m	0:58.82 [2] (0:14.28)	0:44.54 [13] (0:10.75)	0:33.79 [12] (0:11.07)	0:22.72 [10] (0:10.88)	0:11.84 [6] (0:11.84)	0.8L	0:33.79	-5
3	5	<b>IMMORAL</b> Cody Collis	4	67.6 800m	0:10.80 800m	0:58.82 [3] (0:13.59)	0:45.23 [5] (0:10.80)	0:34.43 [5] (0:11.26)	0:23.17 [5] (0:11.16)	0:12.01 [2] (0:12.01)	0.9L	0:34.43	-6
4	10	<b>WHAT A SHAM</b> Larry Cassidy	13	68.4 800m	0:10.90 800m	0:59.04 [4] (0:14.18)	0:44.86 [12] (0:10.90)	0:33.96 [13] (0:11.25)	0:22.71 [13] (0:10.93)	0:11.78 [11] (0:11.78)	2.2L	0:33.96	+1
5	15	<b>EVERLASTING STARS</b> Jai Williams	10	69.0 800m	0:10.85 800m	0:59.13 [5] (0:13.45)	0:45.68 [4] (0:10.85)	0:34.83 [4] (0:11.33)	0:23.50 [4] (0:11.22)	0:12.28 [5] (0:12.28)	2.6L	0:34.83	+0
6	9	<b>REGAL CONQUEROR</b> Marnu Potgieter	7	70.0 800m	0:10.72 800m	0:59.37 [6] (0:13.38)	0:45.99 [2] (0:10.72)	0:35.27 [1] (0:11.37)	0:23.90 [3] (0:11.33)	0:12.57 [3] (0:12.57)	3.9L	0:35.27	+1
7	14	<b>CUSHY</b> James Orman	15	67.7 800m	0:10.90 800m	0:59.37 [7] (0:13.82)	0:45.55 [8] (0:10.90)	0:34.65 [9] (0:11.20)	0:23.45 [7] (0:11.11)	0:12.34 [8] (0:12.34)	4L	0:34.65	-1
8	3	<b>HOROWITZ</b> Jag Guthmann-Chester	9	67.6 800m	0:10.95 800m	0:59.42 [8] (0:14.01)	0:45.41 [11] (0:10.95)	0:34.46 [11] (0:11.18)	0:23.28 [12] (0:11.06)	0:12.22 [9] (0:12.22)	4.2L	0:34.46	+0
9	11	<b>CARRIER BUSTER</b> Damien Thornton	2	67.3 Overall	0:10.87 800m	0:59.48 [9] (0:13.75)	0:45.73 [7] (0:10.87)	0:34.86 [7] (0:11.36)	0:23.50 [8] (0:11.22)	0:12.28 [10] (0:12.28)	4.4L	0:34.86	-3
10	6	<b>THE POWER OF ONE</b> Georgina Cartwright	3	68.2 800m	0:10.82 800m	0:59.64 [10] (0:13.82)	0:45.82 [9] (0:10.82)	0:35.00 [8] (0:11.36)	0:23.64 [9] (0:11.22)	0:12.42 [12] (0:12.42)	5.2L	0:35.00	-5

Scratched: Vetta Velocita (#2), March Forward (#12), Okay Okay (#16), Rothero Essgee (#17)



**Sunshine Coast QLD Professional**  
**Race 6: TAB BENCHMARK 58 Handicap - 1000m**  
**09 April 2023 - 16:00**



Track Rating: Soft 5, Weather: Fine, Rail Position: +4m

Section		Overall	800m	600m	400m	200m	Last 600m					
Field Times		0:58.69 (0:13.32)	0:45.37 (0:10.76)	0:34.61 (0:11.22)	0:23.39 (0:11.49)	0:11.90 (0:11.90)	0:34.61					
Rank	TAB Horse/Jockey	Barrier	Top Speed [km/h]	Fastest Section	Margin					Distance Travelled [m]		
11	13 <b>MARTINI MOMENT</b> Samantha Collett	5	69.8 800m	0:10.76 800m	0:59.78 [11] (0:13.32)	0:46.46 [1] (0:10.76)	0:35.70 [3] (0:11.26)	0:24.44 [2] (0:11.62)	0:12.82 [7] (0:12.82)	5.7L	0:35.70	-5
12	7 <b>CRACKING THUNDER</b> Ben Thompson	8	67.4 800m	0:10.92 800m	0:59.99 [12] (0:13.94)	0:46.05 [10] (0:10.92)	0:35.13 [10] (0:11.26)	0:23.87 [11] (0:11.43)	0:12.44 [13] (0:12.44)	6.7L	0:35.13	-3
13	4 <b>ROYAL NICCI</b> Bailey Wheeler	1	68.8 800m	0:10.72 800m	1:00.55 [13] (0:13.40)	0:47.15 [3] (0:10.72)	0:36.43 [2] (0:11.18)	0:25.25 [1] (0:11.52)	0:13.73 [4] (0:13.73)	10L	0:36.43	-6

Scratched: Vetta Velocita (#2), March Forward (#12), Okay Okay (#16), Rothero Essgee (#17)



Horse/Jockey Name	Hard Reyva
Final Rank	1
Fastest Section Time (Section)	0:10.80 (800m)
Top Speed [km/h] (Section)	68.3 (800m)
Race State	Finished



Sunshine Coast QLD Professional

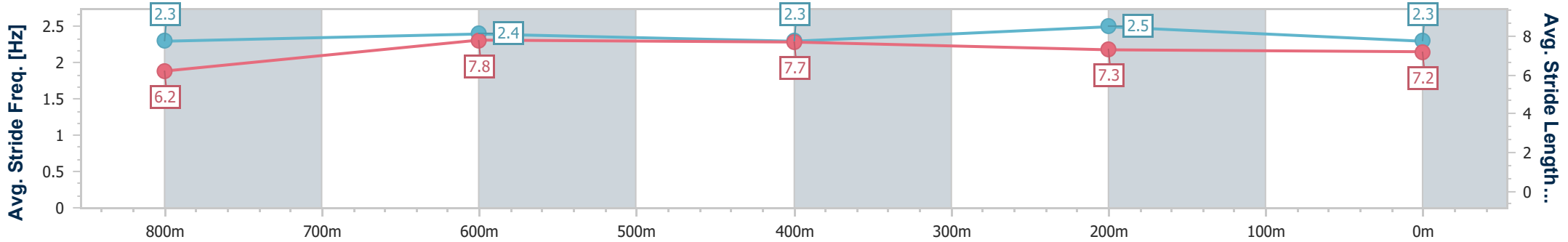
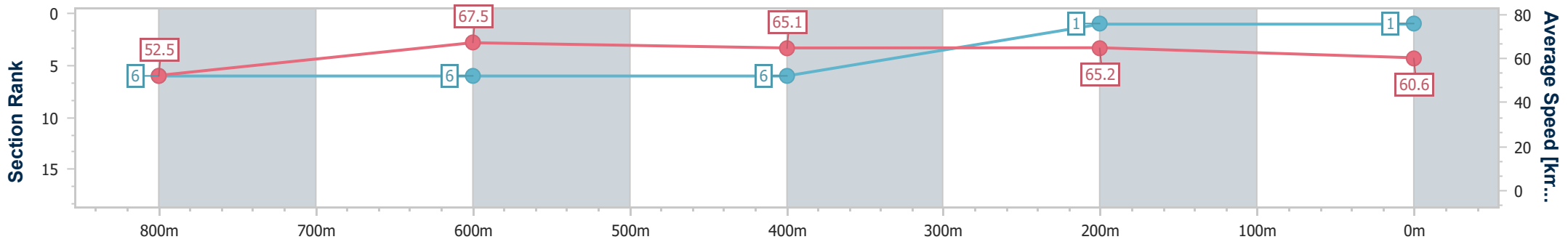
Race 6: TAB BENCHMARK 58 Handicap - 1000m

09 April 2023 - 16:00

Track Rating: Soft 5, Weather: Fine, Rail Position: +4m



Section	Overall	800m	600m	400m	200m
Section Times	0:58.69 [1] (0:13.72)	0:44.97 [6] (0:10.80)	0:34.17 [6] (0:11.24)	0:22.93 [6] (0:11.03)	0:11.90 [1] (0:11.90)
Average Speed [km/h]	52.5	67.5	65.1	65.2	60.6
Top Speed [km/h]	67.9	68.3	65.9	66.7	63.2
Avg. Dist. to Rail [m]	6.4	3.6	2.7	6.2	6.2
Avg. Stride Freq. [Hz]	2.3	2.4	2.3	2.5	2.3
Avg. Stride Length [m]	6.2	7.8	7.7	7.3	7.2



- [ ] Ranking at each section and finish
- .-.- No data available at this section
- NA No data available



Horse/Jockey Name	Ralphie
Final Rank	2
Fastest Section Time (Section)	0:10.75 (800m)
Top Speed [km/h] (Section)	68.7 (800m)
Race State	Finished



### Sunshine Coast QLD Professional

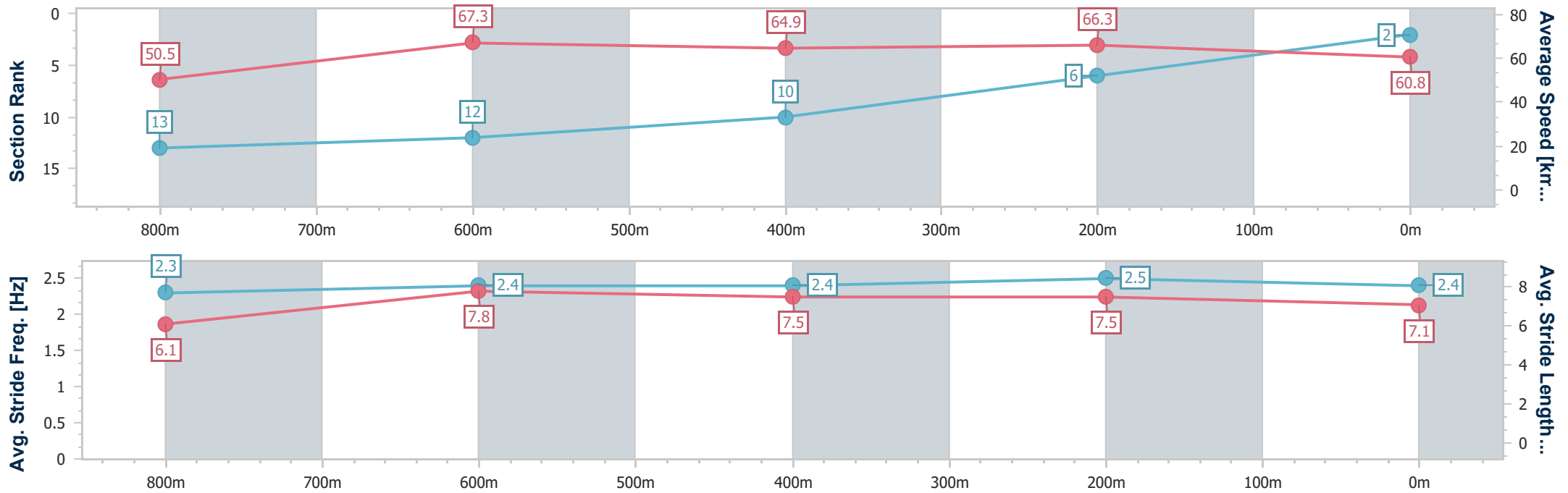
Race 6: TAB BENCHMARK 58 Handicap - 1000m

09 April 2023 - 16:00

Track Rating: Soft 5, Weather: Fine, Rail Position: +4m



Section	Overall	800m	600m	400m	200m
Section Times	0:58.82 [2] (0:14.28)	0:44.54 [13] (0:10.75)	0:33.79 [12] (0:11.07)	0:22.72 [10] (0:10.88)	0:11.84 [6] (0:11.84)
Average Speed [km/h]	50.5	67.3	64.9	66.3	60.8
Top Speed [km/h]	67.6	68.7	67.7	67.7	63.8
Avg. Dist. to Rail [m]	10.2	1.8	0.2	0.7	2.9
Avg. Stride Freq. [Hz]	2.3	2.4	2.4	2.5	2.4
Avg. Stride Length [m]	6.1	7.8	7.5	7.5	7.1



- [ ] Ranking at each section and finish
- .-.- No data available at this section
- NA No data available



Horse/Jockey Name	Immoral
Final Rank	3
Fastest Section Time (Section)	0:10.80 (800m)
Top Speed [km/h] (Section)	67.6 (800m)
Race State	Finished



### Sunshine Coast QLD Professional

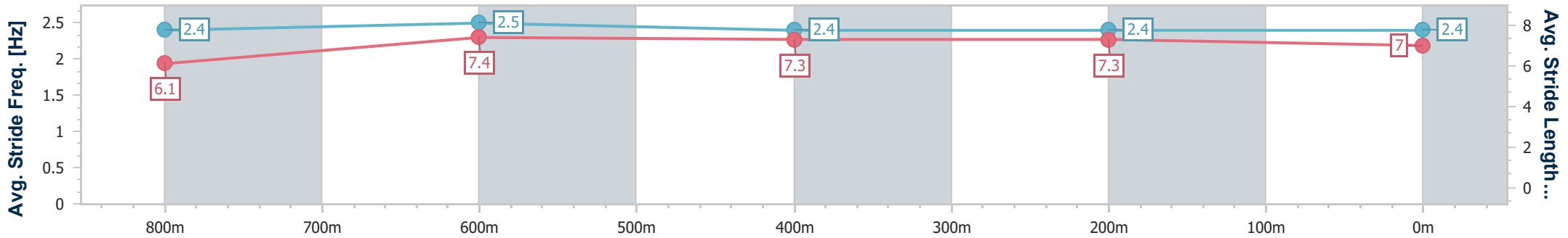
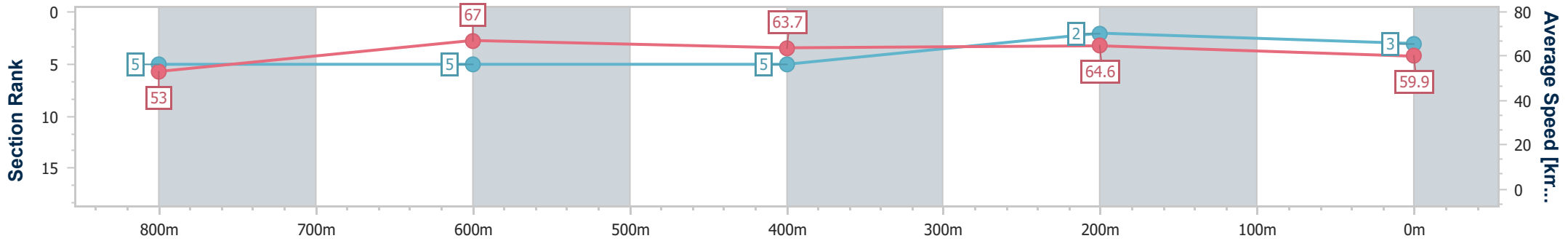
Race 6: TAB BENCHMARK 58 Handicap - 1000m

09 April 2023 - 16:00

Track Rating: Soft 5, Weather: Fine, Rail Position: +4m



Section	Overall	800m	600m	400m	200m
Section Times	0:58.82 [3] (0:13.59)	0:45.23 [5] (0:10.80)	0:34.43 [5] (0:11.26)	0:23.17 [5] (0:11.16)	0:12.01 [2] (0:12.01)
Average Speed [km/h]	53.0	67.0	63.7	64.6	59.9
Top Speed [km/h]	67.5	67.6	65.9	66.6	62.3
Avg. Dist. to Rail [m]	4.6	1.5	0.4	0.4	1.3
Avg. Stride Freq. [Hz]	2.4	2.5	2.4	2.4	2.4
Avg. Stride Length [m]	6.1	7.4	7.3	7.3	7.0



- [ ] Ranking at each section and finish
- .-.- No data available at this section
- NA No data available



Horse/Jockey Name	What A Sham
Final Rank	4
Fastest Section Time (Section)	0:10.90 (800m)
Top Speed [km/h] (Section)	68.4 (800m)
Race State	Finished



### Sunshine Coast QLD Professional

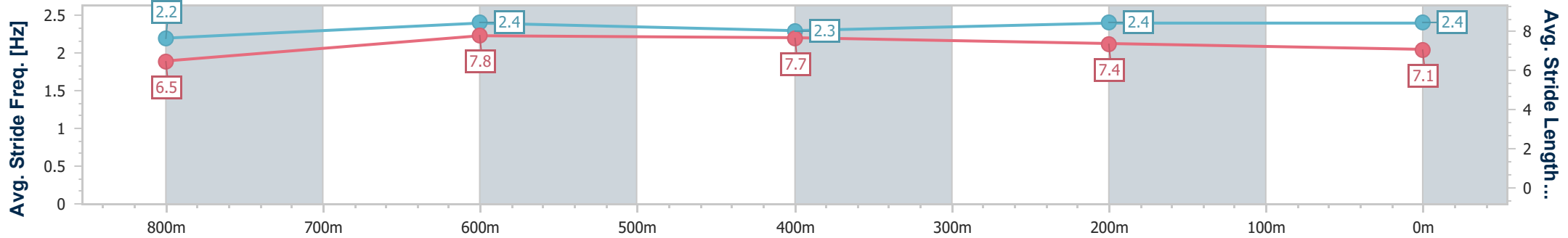
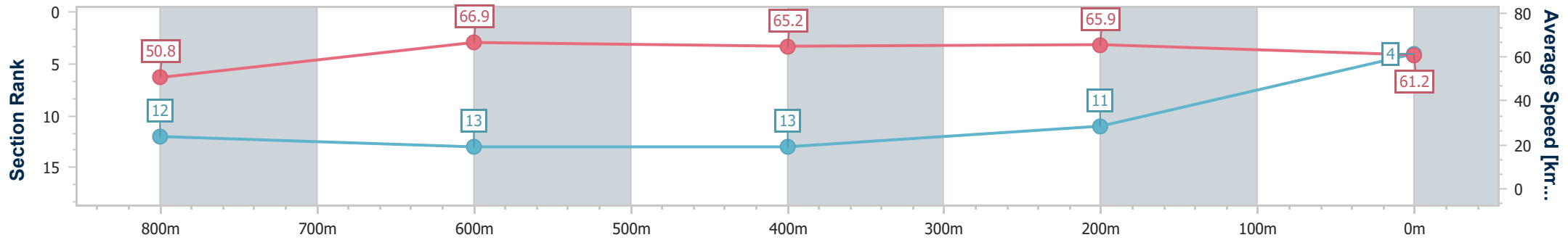
Race 6: TAB BENCHMARK 58 Handicap - 1000m

09 April 2023 - 16:00

Track Rating: Soft 5, Weather: Fine, Rail Position: +4m



Section	Overall	800m	600m	400m	200m
Section Times	0:59.04 [4] (0:14.18)	0:44.86 [12] (0:10.90)	0:33.96 [13] (0:11.25)	0:22.71 [13] (0:10.93)	0:11.78 [11] (0:11.78)
Average Speed [km/h]	50.8	66.9	65.2	65.9	61.2
Top Speed [km/h]	65.4	68.4	66.7	67.6	65.3
Avg. Dist. to Rail [m]	9.9	3.7	3.2	7.8	10.7
Avg. Stride Freq. [Hz]	2.2	2.4	2.3	2.4	2.4
Avg. Stride Length [m]	6.5	7.8	7.7	7.4	7.1



- [ ] Ranking at each section and finish
- .-.- No data available at this section
- NA No data available



Horse/Jockey Name	Everlasting Stars
Final Rank	5
Fastest Section Time (Section)	0:10.85 (800m)
Top Speed [km/h] (Section)	69.0 (800m)
Race State	Finished



### Sunshine Coast QLD Professional

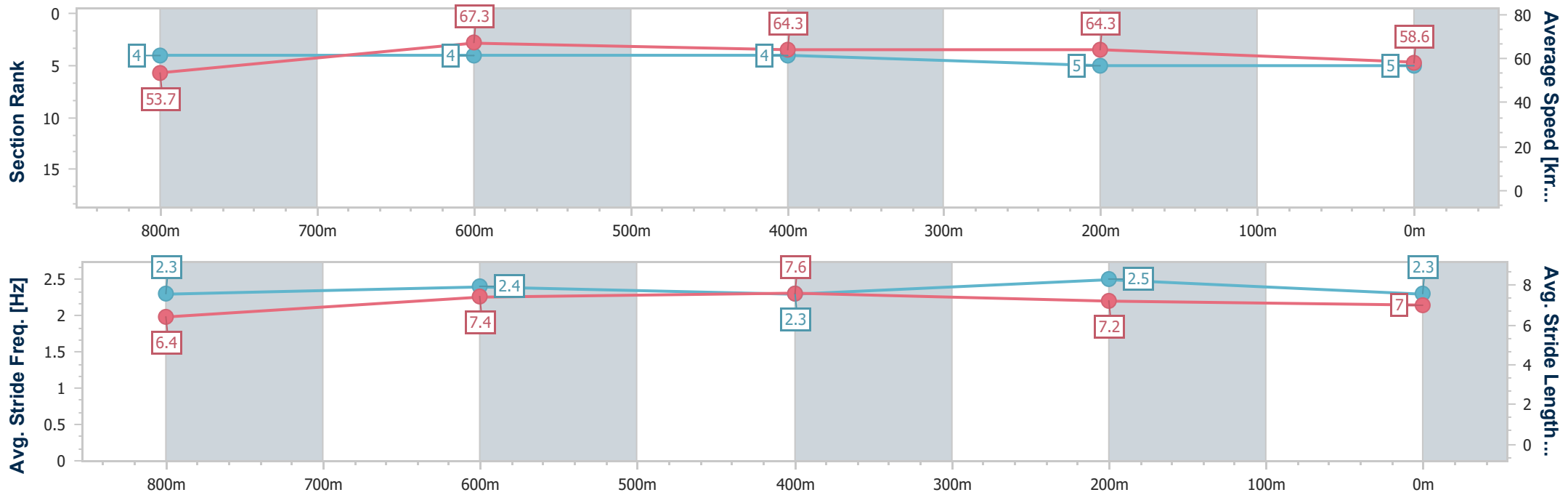
Race 6: TAB BENCHMARK 58 Handicap - 1000m

09 April 2023 - 16:00

Track Rating: Soft 5, Weather: Fine, Rail Position: +4m



Section	Overall	800m	600m	400m	200m
Section Times	0:59.13 [5] (0:13.45)	0:45.68 [4] (0:10.85)	0:34.83 [4] (0:11.33)	0:23.50 [4] (0:11.22)	0:12.28 [5] (0:12.28)
Average Speed [km/h]	53.7	67.3	64.3	64.3	58.6
Top Speed [km/h]	69.0	69.0	66.7	65.4	61.9
Avg. Dist. to Rail [m]	9.9	4.3	2.2	4.9	7.2
Avg. Stride Freq. [Hz]	2.3	2.4	2.3	2.5	2.3
Avg. Stride Length [m]	6.4	7.4	7.6	7.2	7.0



- [ ] Ranking at each section and finish
- .-.- No data available at this section
- NA No data available



Horse/Jockey Name	Regal Conqueror
Final Rank	6
Fastest Section Time (Section)	0:10.72 (800m)
Top Speed [km/h] (Section)	70.0 (800m)
Race State	Finished



Sunshine Coast QLD Professional

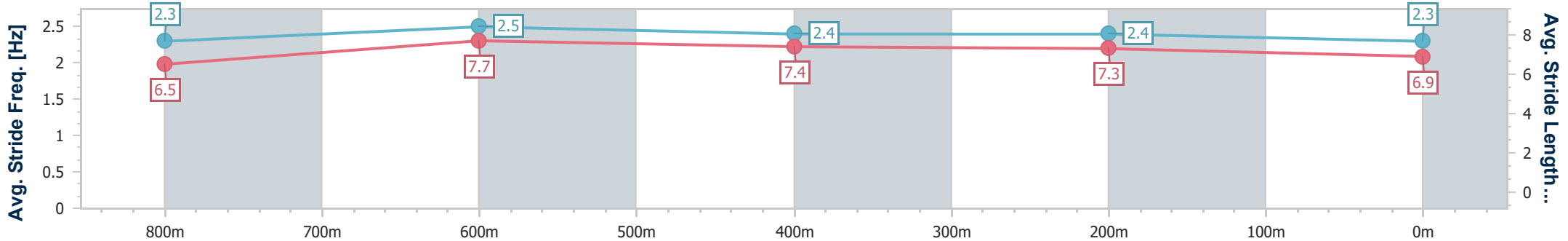
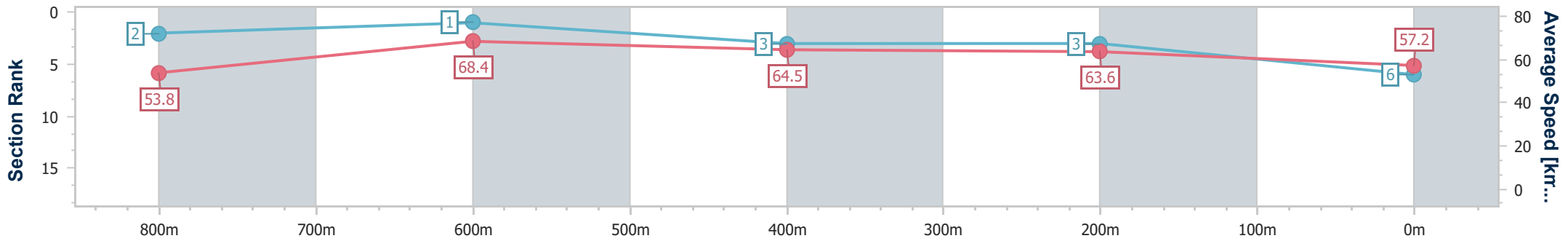
Race 6: TAB BENCHMARK 58 Handicap - 1000m

09 April 2023 - 16:00

Track Rating: Soft 5, Weather: Fine, Rail Position: +4m



Section	Overall	800m	600m	400m	200m
Section Times	0:59.37 [6] (0:13.38)	0:45.99 [2] (0:10.72)	0:35.27 [1] (0:11.37)	0:23.90 [3] (0:11.33)	0:12.57 [3] (0:12.57)
Average Speed [km/h]	53.8	68.4	64.5	63.6	57.2
Top Speed [km/h]	68.6	70.0	66.4	66.0	60.3
Avg. Dist. to Rail [m]	7.0	4.1	3.4	3.5	5.3
Avg. Stride Freq. [Hz]	2.3	2.5	2.4	2.4	2.3
Avg. Stride Length [m]	6.5	7.7	7.4	7.3	6.9



- [ ] Ranking at each section and finish
- .-.- No data available at this section
- NA No data available





Horse/Jockey Name	Cushy
Final Rank	7
Fastest Section Time (Section)	0:10.90 (800m)
Top Speed [km/h] (Section)	67.7 (800m)
Race State	Finished



### Sunshine Coast QLD Professional

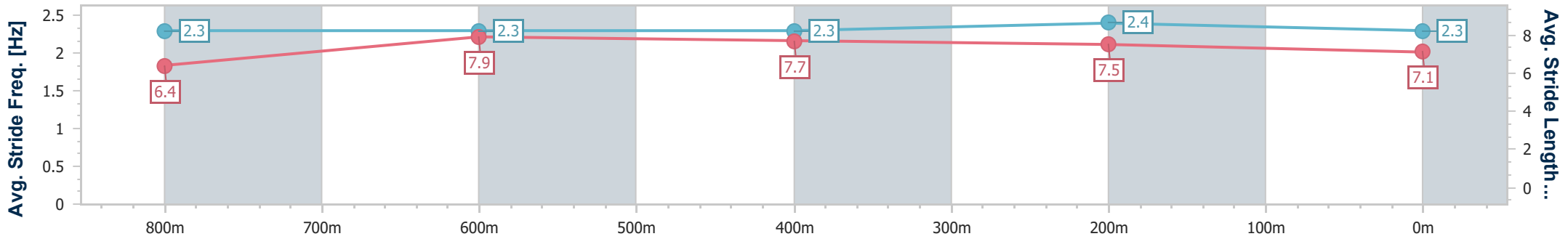
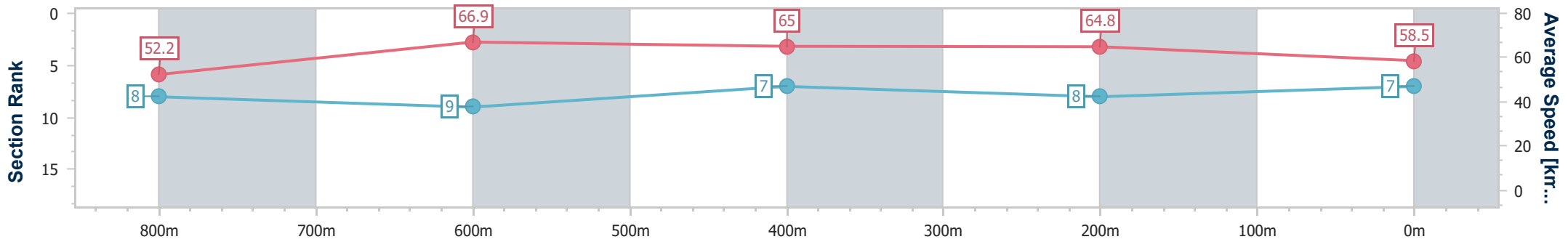
Race 6: TAB BENCHMARK 58 Handicap - 1000m

09 April 2023 - 16:00

Track Rating: Soft 5, Weather: Fine, Rail Position: +4m



Section	Overall	800m	600m	400m	200m
Section Times	0:59.37 [7] (0:13.82)	0:45.55 [8] (0:10.90)	0:34.65 [9] (0:11.20)	0:23.45 [7] (0:11.11)	0:12.34 [8] (0:12.34)
Average Speed [km/h]	52.2	66.9	65.0	64.8	58.5
Top Speed [km/h]	67.1	67.7	66.2	66.3	63.3
Avg. Dist. to Rail [m]	11.0	3.9	1.9	5.1	7.5
Avg. Stride Freq. [Hz]	2.3	2.3	2.3	2.4	2.3
Avg. Stride Length [m]	6.4	7.9	7.7	7.5	7.1



- [ ] Ranking at each section and finish
- .-.-.- No data available at this section
- NA No data available



Horse/Jockey Name	Horowitz
Final Rank	8
Fastest Section Time (Section)	0:10.95 (800m)
Top Speed [km/h] (Section)	67.6 (800m)
Race State	Finished



### Sunshine Coast QLD Professional

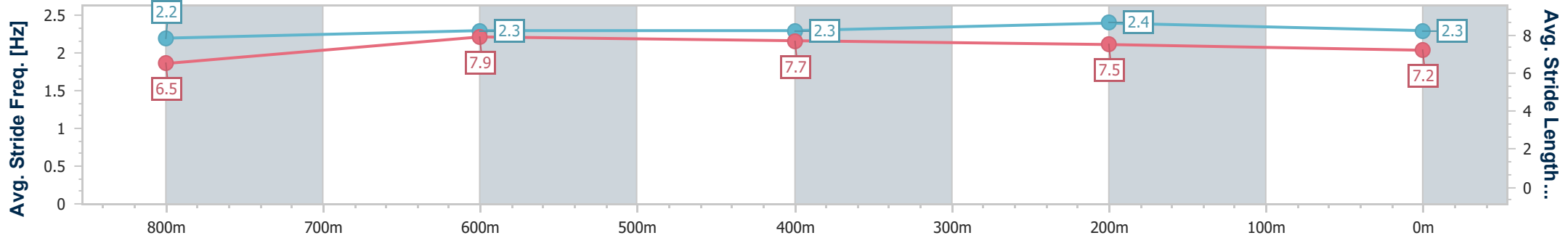
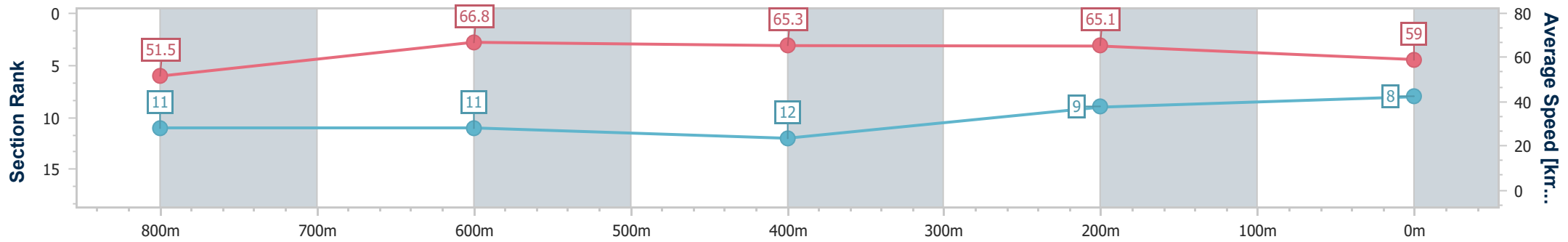
Race 6: TAB BENCHMARK 58 Handicap - 1000m

09 April 2023 - 16:00

Track Rating: Soft 5, Weather: Fine, Rail Position: +4m



Section	Overall	800m	600m	400m	200m
Section Times	0:59.42 [8] (0:14.01)	0:45.41 [11] (0:10.95)	0:34.46 [11] (0:11.18)	0:23.28 [12] (0:11.06)	0:12.22 [9] (0:12.22)
Average Speed [km/h]	51.5	66.8	65.3	65.1	59.0
Top Speed [km/h]	66.3	67.6	65.9	66.3	62.6
Avg. Dist. to Rail [m]	8.3	4.2	2.7	5.6	6.1
Avg. Stride Freq. [Hz]	2.2	2.3	2.3	2.4	2.3
Avg. Stride Length [m]	6.5	7.9	7.7	7.5	7.2



- [ ] Ranking at each section and finish
- .-.- No data available at this section
- NA No data available



Horse/Jockey Name	Carrier Buster
Final Rank	9
Fastest Section Time (Section)	0:10.87 (800m)
Top Speed [km/h] (Section)	67.3 (Overall)
Race State	Finished



### Sunshine Coast QLD Professional

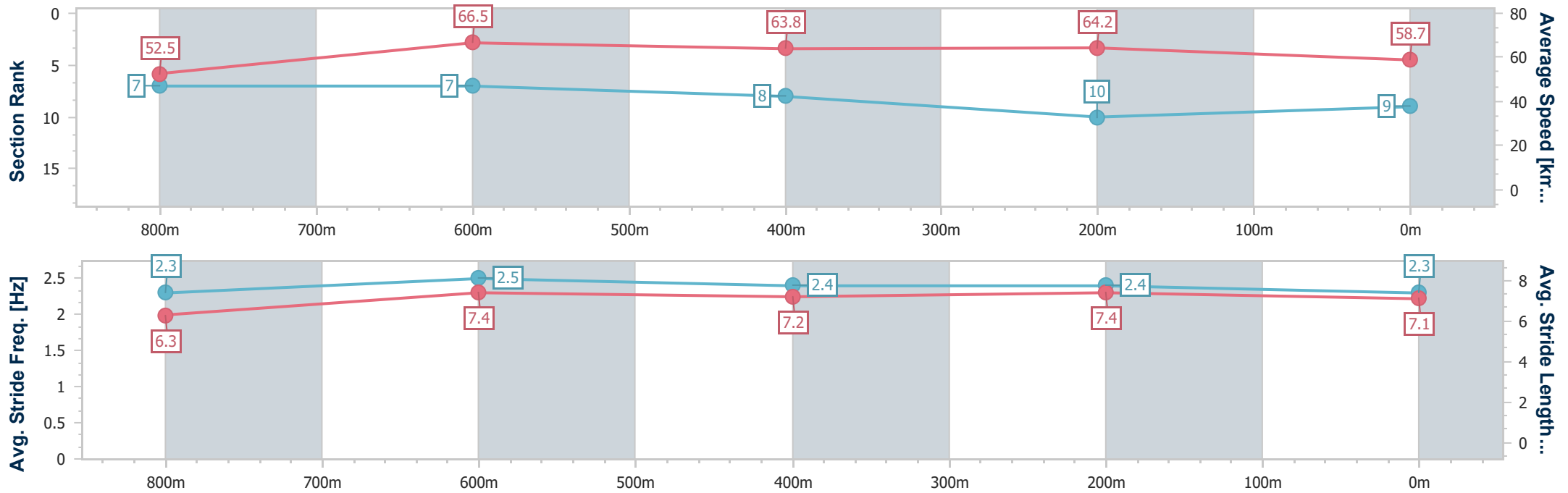
Race 6: TAB BENCHMARK 58 Handicap - 1000m

09 April 2023 - 16:00

Track Rating: Soft 5, Weather: Fine, Rail Position: +4m



Section	Overall	800m	600m	400m	200m
Section Times	0:59.48 [9] (0:13.75)	0:45.73 [7] (0:10.87)	0:34.86 [7] (0:11.36)	0:23.50 [8] (0:11.22)	0:12.28 [10] (0:12.28)
Average Speed [km/h]	52.5	66.5	63.8	64.2	58.7
Top Speed [km/h]	67.3	67.0	65.2	65.8	60.9
Avg. Dist. to Rail [m]	2.9	1.4	1.4	2.8	3.7
Avg. Stride Freq. [Hz]	2.3	2.5	2.4	2.4	2.3
Avg. Stride Length [m]	6.3	7.4	7.2	7.4	7.1



- [ ] Ranking at each section and finish
- .-.- No data available at this section
- NA No data available



Horse/Jockey Name	The Power Of One
Final Rank	10
Fastest Section Time (Section)	0:10.82 (800m)
Top Speed [km/h] (Section)	68.2 (800m)
Race State	Finished



### Sunshine Coast QLD Professional

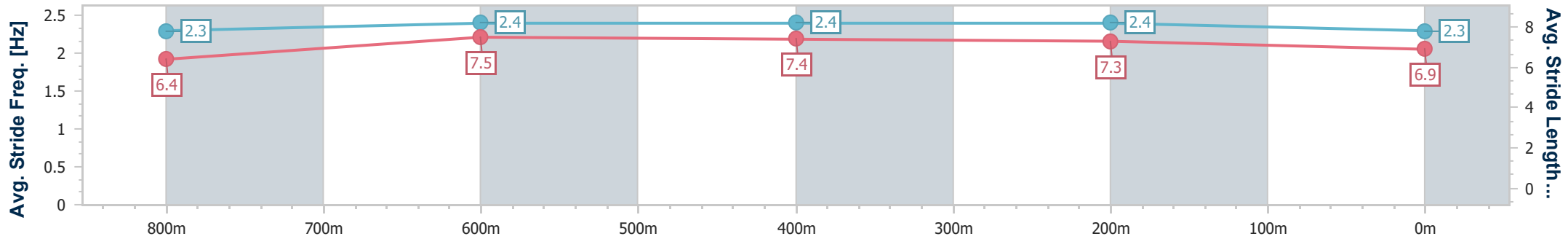
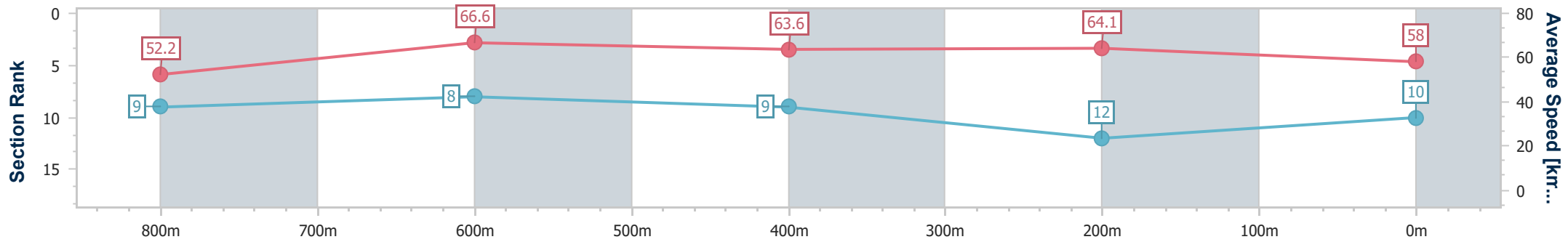
Race 6: TAB BENCHMARK 58 Handicap - 1000m

09 April 2023 - 16:00

Track Rating: Soft 5, Weather: Fine, Rail Position: +4m



Section	Overall	800m	600m	400m	200m
Section Times	0:59.64 [10] (0:13.82)	0:45.82 [9] (0:10.82)	0:35.00 [8] (0:11.36)	0:23.64 [9] (0:11.22)	0:12.42 [12] (0:12.42)
Average Speed [km/h]	52.2	66.6	63.6	64.1	58.0
Top Speed [km/h]	68.0	68.2	64.4	65.6	62.3
Avg. Dist. to Rail [m]	2.7	0.7	0.7	2.1	3.5
Avg. Stride Freq. [Hz]	2.3	2.4	2.4	2.4	2.3
Avg. Stride Length [m]	6.4	7.5	7.4	7.3	6.9



- [ ] Ranking at each section and finish
- .-.- No data available at this section
- NA No data available



Horse/Jockey Name	Martini Moment
Final Rank	11
Fastest Section Time (Section)	0:10.76 (800m)
Top Speed [km/h] (Section)	69.8 (800m)
Race State	Finished



Sunshine Coast QLD Professional

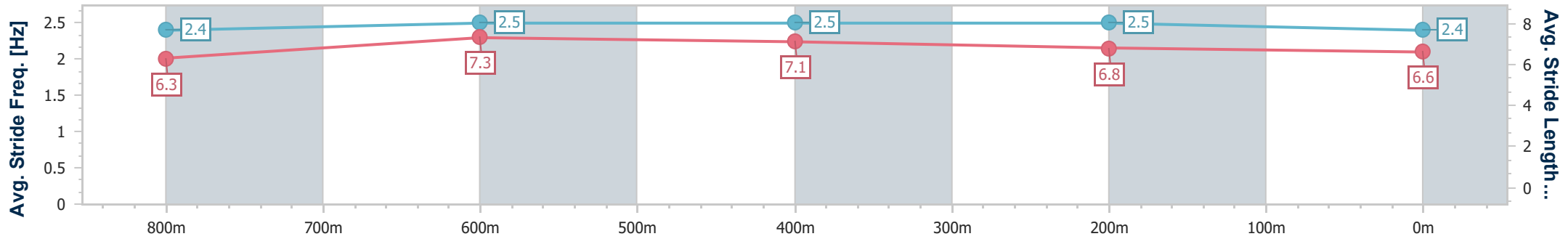
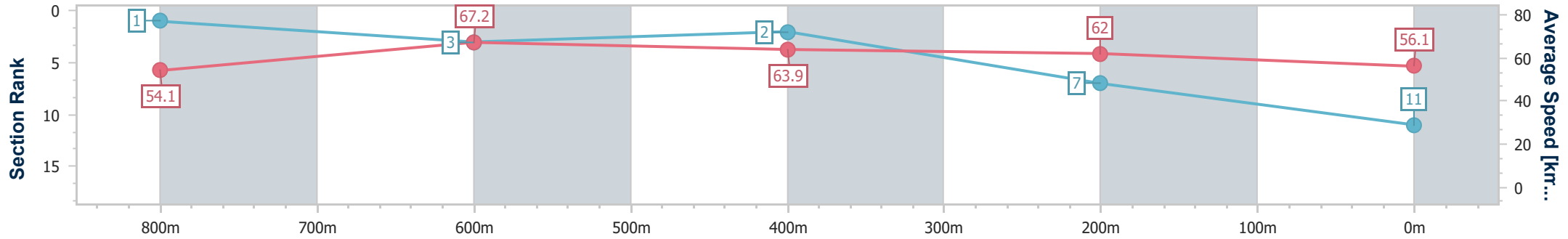
Race 6: TAB BENCHMARK 58 Handicap - 1000m

09 April 2023 - 16:00

Track Rating: Soft 5, Weather: Fine, Rail Position: +4m



Section	Overall	800m	600m	400m	200m
Section Times	0:59.78 [11] (0:13.32)	0:46.46 [1] (0:10.76)	0:35.70 [3] (0:11.26)	0:24.44 [2] (0:11.62)	0:12.82 [7] (0:12.82)
Average Speed [km/h]	54.1	67.2	63.9	62.0	56.1
Top Speed [km/h]	69.1	69.8	64.5	64.7	60.0
Avg. Dist. to Rail [m]	5.6	2.0	0.5	0.8	1.7
Avg. Stride Freq. [Hz]	2.4	2.5	2.5	2.5	2.4
Avg. Stride Length [m]	6.3	7.3	7.1	6.8	6.6



- [ ] Ranking at each section and finish
- .-.- No data available at this section
- NA No data available



Horse/Jockey Name	Cracking Thunder
Final Rank	12
Fastest Section Time (Section)	0:10.92 (800m)
Top Speed [km/h] (Section)	67.4 (800m)
Race State	Finished



Sunshine Coast QLD Professional

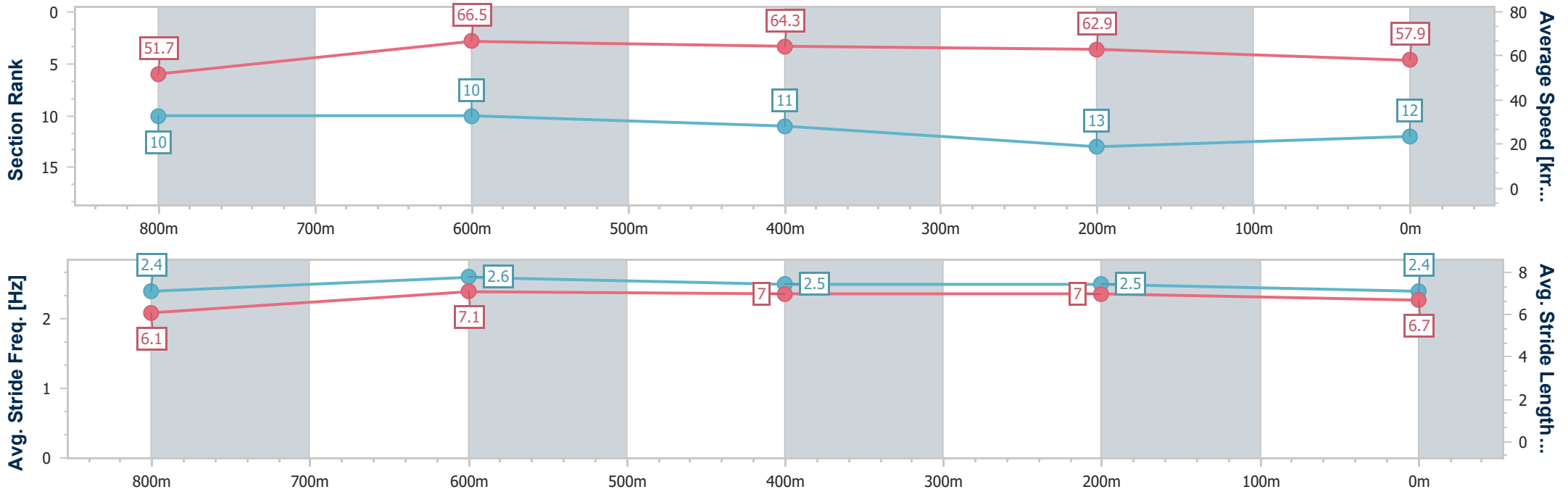
Race 6: TAB BENCHMARK 58 Handicap - 1000m

09 April 2023 - 16:00

Track Rating: Soft 5, Weather: Fine, Rail Position: +4m



Section	Overall	800m	600m	400m	200m
Section Times	0:59.99 [12] (0:13.94)	0:46.05 [10] (0:10.92)	0:35.13 [10] (0:11.26)	0:23.87 [11] (0:11.43)	0:12.44 [13] (0:12.44)
Average Speed [km/h]	51.7	66.5	64.3	62.9	57.9
Top Speed [km/h]	66.9	67.4	65.6	64.0	61.9
Avg. Dist. to Rail [m]	7.5	2.8	1.1	3.4	6.1
Avg. Stride Freq. [Hz]	2.4	2.6	2.5	2.5	2.4
Avg. Stride Length [m]	6.1	7.1	7.0	7.0	6.7



- [ ] Ranking at each section and finish
- .-.- No data available at this section
- NA No data available



Horse/Jockey Name	Royal Nicci
Final Rank	13
Fastest Section Time (Section)	0:10.72 (800m)
Top Speed [km/h] (Section)	68.8 (800m)
Race State	Finished



Sunshine Coast QLD Professional

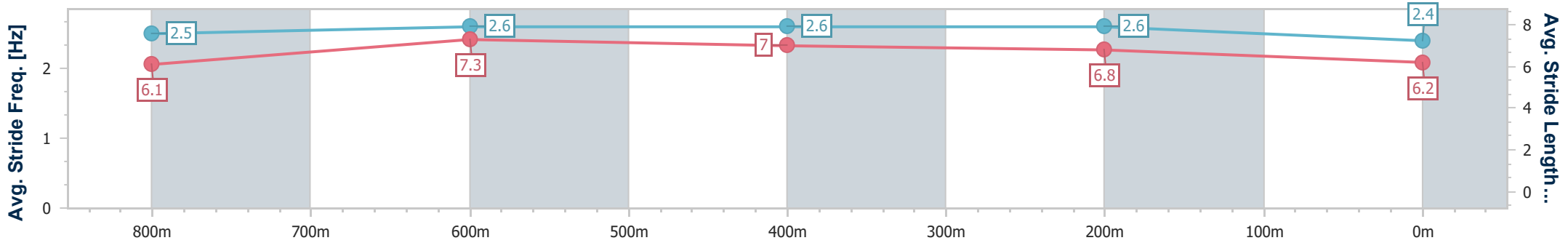
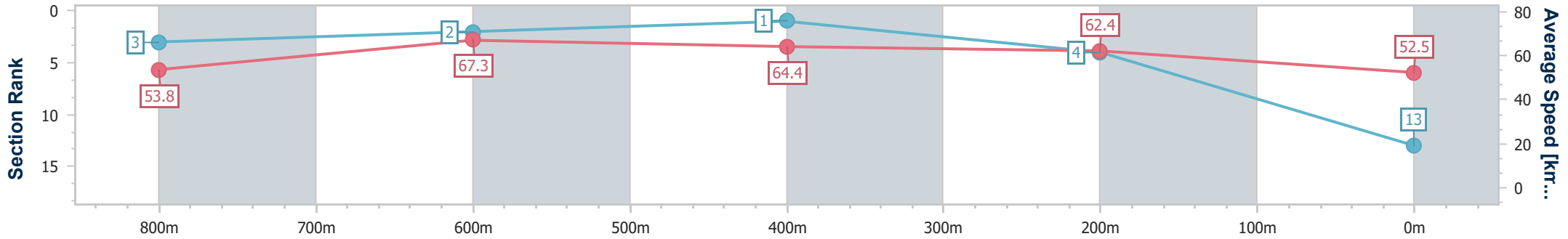
Race 6: TAB BENCHMARK 58 Handicap - 1000m

09 April 2023 - 16:00

Track Rating: Soft 5, Weather: Fine, Rail Position: +4m



Section	Overall	800m	600m	400m	200m
Section Times	1:00.55 [13] (0:13.40)	0:47.15 [3] (0:10.72)	0:36.43 [2] (0:11.18)	0:25.25 [1] (0:11.52)	0:13.73 [4] (0:13.73)
Average Speed [km/h]	53.8	67.3	64.4	62.4	52.5
Top Speed [km/h]	68.5	68.8	66.0	64.9	59.2
Avg. Dist. to Rail [m]	2.6	1.2	0.4	0.7	0.7
Avg. Stride Freq. [Hz]	2.5	2.6	2.6	2.6	2.4
Avg. Stride Length [m]	6.1	7.3	7.0	6.8	6.2



- [ ] Ranking at each section and finish
- .-.- No data available at this section
- NA No data available