



Sunshine Coast QLD Professional

Race 3: DOUBLE R GROUP QTIS Three-Year-Old Maiden Handicap - 1400m



09 April 2023 - 14:07

Track Rating: Soft 5, Weather: Fine, Rail Position: +4m

Section		Overall	1200m	1000m	800m	600m	400m	Last 600m				
Field Times		1:25.42 (0:13.33)	1:12.09 (0:10.78)	1:01.31 (0:12.16)	0:49.15 (0:12.63)	0:36.52 (0:12.29)	0:24.23 (0:11.66)	0:36.52				
Rank	TAB Horse/Jockey	Barrier	Top Speed [km/h]	Fastest Section					Distance Travelled [m]			
1	10 BETTER YET Ben Thompson	11	67.3	0:11.22	1:25.42 [1] (0:13.43)	1:11.99 [4] (0:11.22)	1:00.77 [4] (0:12.03)	0:48.74 [5] (0:12.64)	0:36.10 [5] (0:12.27)	0:23.83 [5] (0:11.58)	0:36.10	
2	1 KOZANI James Orman	12	68.7	0:10.78	1:25.45 [2] (0:13.33)	1:12.12 [2] (0:10.78)	1:01.34 [1] (0:12.16)	0:49.18 [1] (0:12.63)	0:36.55 [1] (0:12.29)	0:24.26 [1] (0:11.66)	0:36.55	-3
3	6 FREDDIE Samantha Collett	2	67.4	0:11.22	1:25.82 [3] (0:13.53)	1:12.29 [5] (0:11.22)	1:01.07 [5] (0:12.08)	0:48.99 [6] (0:12.63)	0:36.36 [6] (0:12.17)	0:24.19 [6] (0:11.70)	0:36.36	-4
4	3 OUR DRUMMER Sean Cormack	4	68.4	0:11.21	1:26.04 [4] (0:13.65)	1:12.39 [6] (0:11.21)	1:01.18 [6] (0:12.02)	0:49.16 [7] (0:12.66)	0:36.50 [7] (0:12.15)	0:24.35 [7] (0:11.77)	0:36.50	+2
5	11 PUSH TURBO Georgina Cartwright	1	67.2	0:11.23	1:26.22 [5] (0:13.70)	1:12.52 [7] (0:11.23)	1:01.29 [7] (0:12.03)	0:49.26 [8] (0:12.74)	0:36.52 [9] (0:12.06)	0:24.46 [8] (0:11.77)	0:36.52	-1
6	5 FINE AND RARE Michael Murphy	7	68.4	0:11.08	1:26.28 [6] (0:13.33)	1:12.95 [1] (0:11.08)	1:01.87 [2] (0:12.05)	0:49.82 [2] (0:12.65)	0:37.17 [2] (0:12.20)	0:24.97 [2] (0:11.86)	0:37.17	+0
7	9 POWERALONG Luke Tarrant	9	67.3	0:11.19	1:26.53 [7] (0:14.07)	1:12.46 [11] (0:11.19)	1:01.27 [10] (0:11.74)	0:49.53 [9] (0:12.67)	0:36.86 [8] (0:12.18)	0:24.68 [9] (0:11.81)	0:36.86	+5
8	15 FIDDLER ONTHE ROOF Anthony Allen	13	67.7	0:10.92	1:26.58 [8] (0:14.00)	1:12.58 [10] (0:10.92)	1:01.66 [8] (0:11.57)	0:50.09 [3] (0:12.67)	0:37.42 [4] (0:12.19)	0:25.23 [3] (0:12.06)	0:37.42	+0
9	2 DEELBREAKA Boris Thornton	6	67.9	0:11.08	1:26.88 [9] (0:13.33)	1:13.55 [3] (0:11.08)	1:02.47 [3] (0:12.12)	0:50.35 [4] (0:12.58)	0:37.77 [3] (0:12.28)	0:25.49 [4] (0:12.10)	0:37.77	-5
10	14 CREATIVE Bailey Wheeler	10	66.6	0:11.26	1:26.89 [10] (0:14.28)	1:12.61 [13] (0:11.26)	1:01.35 [13] (0:11.89)	0:49.46 [12] (0:12.50)	0:36.96 [10] (0:12.10)	0:24.86 [10] (0:11.89)	0:36.96	+3

Scratched: Schmeichel (#4), Arpels (#13)

Report Created: Sun 9 April 2023 14:47 GMT+10 (Note: Timing is based on position data)

Page 1/17

[] Ranking at each section and finish
 -:-:- No data available at this section
 NA No data available

SCN Saddle cloth number
 DNF Did not finish
 DNT Did not track

data processed by TRIPLESDATA



Sunshine Coast QLD Professional
Race 3: DOUBLE R GROUP QTIS Three-Year-Old Maiden Handicap - 1400m

09 April 2023 - 14:07



Track Rating: Soft 5, Weather: Fine, Rail Position: +4m

Section	Overall	1200m	1000m	800m	600m	400m	Last 600m
Field Times	1:25.42 (0:13.33)	1:12.09 (0:10.78)	1:01.31 (0:12.16)	0:49.15 (0:12.63)	0:36.52 (0:12.29)	0:24.23 (0:11.66)	0:36.52

Rank	TAB	Horse/Jockey	Barrier	Top Speed [km/h]	Fastest Section	Overall	1200m	1000m	800m	600m	400m	Last 600m	Distance Travelled [m]
11	7	IMPENDING RAIN Kyle Wilson-Taylor	3	66.5 1200m	0:11.36 1200m	1:26.96 [11] (0:13.92)	1:13.04 [8] (0:11.36)	1:01.68 [11] (0:12.00)	0:49.68 [11] (0:12.73)	0:36.95 [12] (0:12.09)	0:24.86 [11] (0:11.87)	0:36.95	-2
12	12	ALL NEW HUSTLE Taylor Marshall	8	66.5 1200m	0:11.39 1200m	1:28.48 [12] (0:14.10)	1:14.38 [12] (0:11.39)	1:02.99 [12] (0:11.98)	0:51.01 [13] (0:12.72)	0:38.29 [13] (0:12.23)	0:26.06 [12] (0:12.42)	0:38.29	-3
13	8	READY TO THUNDER Cody Collis	5	67.0 1200m	0:11.27 1200m	1:32.23 [13] (0:13.94)	1:18.29 [9] (0:11.27)	1:07.02 [9] (0:11.97)	0:55.05 [10] (0:12.74)	0:42.31 [11] (0:12.70)	0:29.61 [13] (0:13.58)	0:42.31	+2

Scratched: Schmeichel (#4), Arpels (#13)

[] Ranking at each section and finish
 -:-:- No data available at this section
 NA No data available

SCN Saddle cloth number
 DNF Did not finish
 DNT Did not track



Sunshine Coast QLD Professional

Race 3: DOUBLE R GROUP QTIS Three-Year-Old Maiden Handicap - 1400m

09 April 2023 - 14:07



Track Rating: Soft 5, Weather: Fine, Rail Position: +4m

Section				200m				Last 600m	
Field Times				0:12.57 (0:12.57)				0:36.52	
Rank	TAB	Horse/Jockey	Barrier	Top Speed [km/h]	Fastest Section	Margin			Distance Travelled [m]
1	10	BETTER YET Ben Thompson	11	67.3 Overall	0:11.22 1200m	0:12.25 [2] (0:12.25)	1:25.42		0:36.10
2	1	KOZANI James Orman	12	68.7 1200m	0:10.78 1200m	0:12.60 [1] (0:12.60)	0.2L		0:36.55 -3
3	6	FREDDIE Samantha Collett	2	67.4 1200m	0:11.22 1200m	0:12.49 [4] (0:12.49)	2.2L		0:36.36 -4
4	3	OUR DRUMMER Sean Cormack	4	68.4 Overall	0:11.21 1200m	0:12.58 [5] (0:12.58)	3.5L		0:36.50 +2
5	11	PUSH TURBO Georgina Cartwright	1	67.2 1200m	0:11.23 1200m	0:12.69 [7] (0:12.69)	4.5L		0:36.52 -1
6	5	FINE AND RARE Michael Murphy	7	68.4 Overall	0:11.08 1200m	0:13.11 [3] (0:13.11)	4.8L		0:37.17 +0
7	9	POWERALONG Luke Tarrant	9	67.3 1200m	0:11.19 1200m	0:12.87 [9] (0:12.87)	6.1L		0:36.86 +5
8	15	FIDDLER ONTHE ROOF Anthony Allen	13	67.7 1200m	0:10.92 1200m	0:13.17 [6] (0:13.17)	6.3L		0:37.42 +0
9	2	DEELBREAKA Boris Thornton	6	67.9 Overall	0:11.08 1200m	0:13.39 [8] (0:13.39)	8.1L		0:37.77 -5
10	14	CREATIVE Bailey Wheeler	10	66.6 1200m	0:11.26 1200m	0:12.97 [10] (0:12.97)	8.2L		0:36.96 +3

Scratched: Schmeichel (#4), Arpels (#13)

[] Ranking at each section and finish
 -:-:- No data available at this section
 NA No data available

SCN Saddle cloth number
 DNF Did not finish
 DNT Did not track



Sunshine Coast QLD Professional
Race 3: DOUBLE R GROUP QTIS Three-Year-Old Maiden Handicap - 1400m

09 April 2023 - 14:07



Track Rating: Soft 5, Weather: Fine, Rail Position: +4m

Section				200m				Last 600m		
Field Times				0:12.57 (0:12.57)				0:36.52		
Rank	TAB	Horse/Jockey	Barrier	Top Speed [km/h]	Fastest Section	Margin			Distance Travelled [m]	
11	7	IMPENDING RAIN	3	66.5	0:11.36	0:12.99 [11]	8.5L		0:36.95	-2
		Kyle Wilson-Taylor		1200m	1200m	(0:12.99)				
12	12	ALL NEW HUSTLE	8	66.5	0:11.39	0:13.64 [12]	17.3L		0:38.29	-3
		Taylor Marshall		1200m	1200m	(0:13.64)				
13	8	READY TO THUNDER	5	67.0	0:11.27	0:16.03 [13]	39.3L		0:42.31	+2
		Cody Collis		1200m	1200m	(0:16.03)				

Scratched: Schmeichel (#4), Arpels (#13)

[] Ranking at each section and finish
 -:-:- No data available at this section
 NA No data available

SCN Saddle cloth number
 DNF Did not finish
 DNT Did not track



Horse/Jockey Name	Better Yet
Final Rank	1
Fastest Section Time (Section)	0:11.22 (1200m)
Top Speed [km/h] (Section)	67.3 (Overall)
Race State	Finished

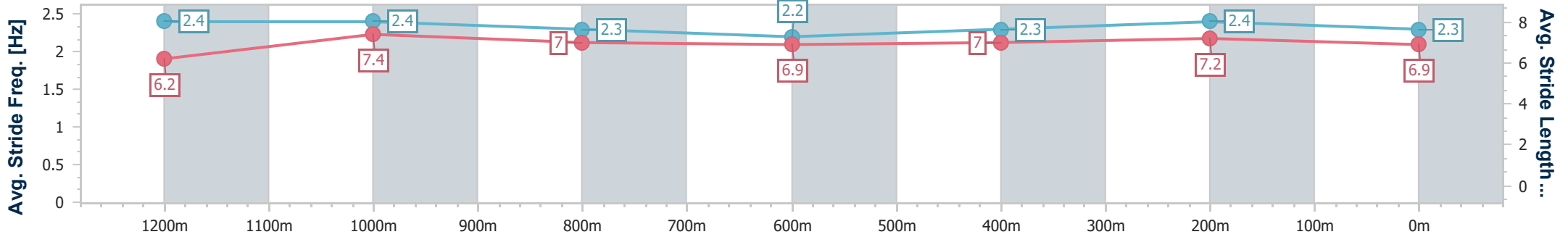
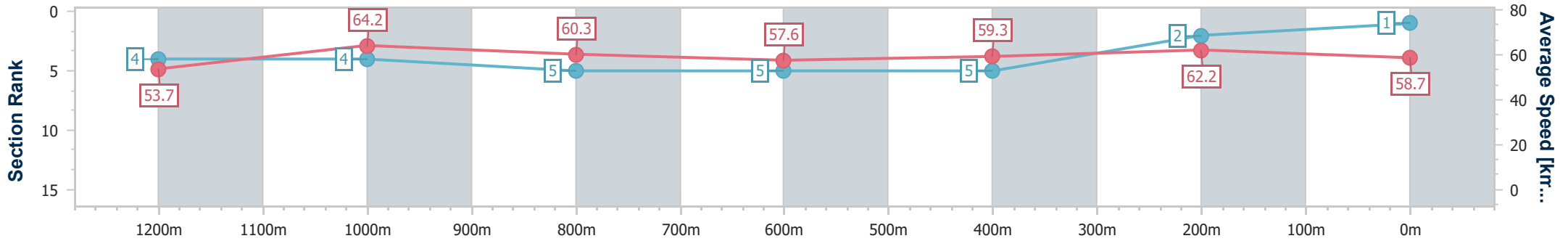


Sunshine Coast QLD Professional
 Race 3: DOUBLE R GROUP QTIS Three-Year-Old Maiden
 Handicap - 1400m
 09 April 2023 - 14:07



Track Rating: Soft 5, Weather: Fine, Rail Position: +4m

Section	Overall	1200m	1000m	800m	600m	400m	200m
Section Times	1:25.42 [1] (0:13.43)	1:11.99 [4] (0:11.22)	1:00.77 [4] (0:12.03)	0:48.74 [5] (0:12.64)	0:36.10 [5] (0:12.27)	0:23.83 [5] (0:11.58)	0:12.25 [2] (0:12.25)
Average Speed [km/h]	53.7	64.2	60.3	57.6	59.3	62.2	58.7
Top Speed [km/h]	67.3	67.0	62.5	59.2	60.9	63.8	61.0
Avg. Dist. to Rail [m]	10.7	3.8	2.9	2.1	1.6	4.2	4.3
Avg. Stride Freq. [Hz]	2.4	2.4	2.3	2.2	2.3	2.4	2.3
Avg. Stride Length [m]	6.2	7.4	7.0	6.9	7.0	7.2	6.9



- [] Ranking at each section and finish
- .-.- No data available at this section
- NA No data available



Horse/Jockey Name	Kozani
Final Rank	2
Fastest Section Time (Section)	0:10.78 (1200m)
Top Speed [km/h] (Section)	68.7 (1200m)
Race State	Finished

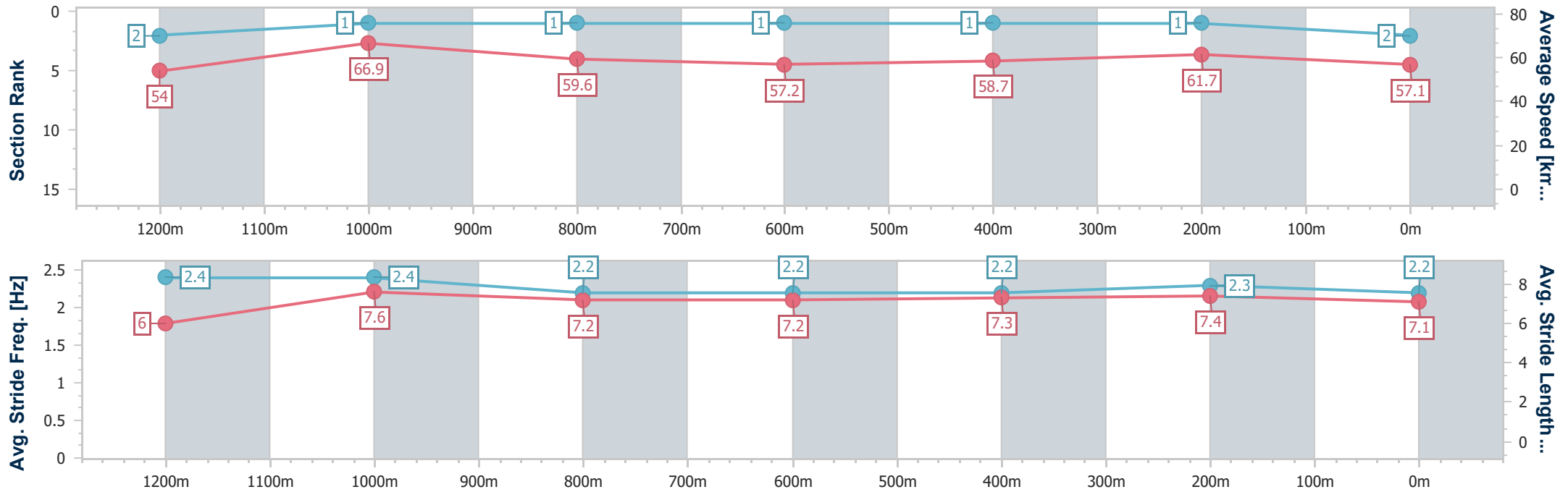


Sunshine Coast QLD Professional
 Race 3: DOUBLE R GROUP QTIS Three-Year-Old Maiden
 Handicap - 1400m
 09 April 2023 - 14:07



Track Rating: Soft 5, Weather: Fine, Rail Position: +4m

Section	Overall	1200m	1000m	800m	600m	400m	200m
Section Times	1:25.45 [2] (0:13.33)	1:12.12 [2] (0:10.78)	1:01.34 [1] (0:12.16)	0:49.18 [1] (0:12.63)	0:36.55 [1] (0:12.29)	0:24.26 [1] (0:11.66)	0:12.60 [1] (0:12.60)
Average Speed [km/h]	54.0	66.9	59.6	57.2	58.7	61.7	57.1
Top Speed [km/h]	68.6	68.7	63.6	58.0	61.6	62.7	60.1
Avg. Dist. to Rail [m]	12.0	5.9	2.3	1.1	0.1	0.3	0.2
Avg. Stride Freq. [Hz]	2.4	2.4	2.2	2.2	2.2	2.3	2.2
Avg. Stride Length [m]	6.0	7.6	7.2	7.2	7.3	7.4	7.1



- [] Ranking at each section and finish
- .-.- No data available at this section
- NA No data available



Horse/Jockey Name	Freddie
Final Rank	3
Fastest Section Time (Section)	0:11.22 (1200m)
Top Speed [km/h] (Section)	67.4 (1200m)
Race State	Finished



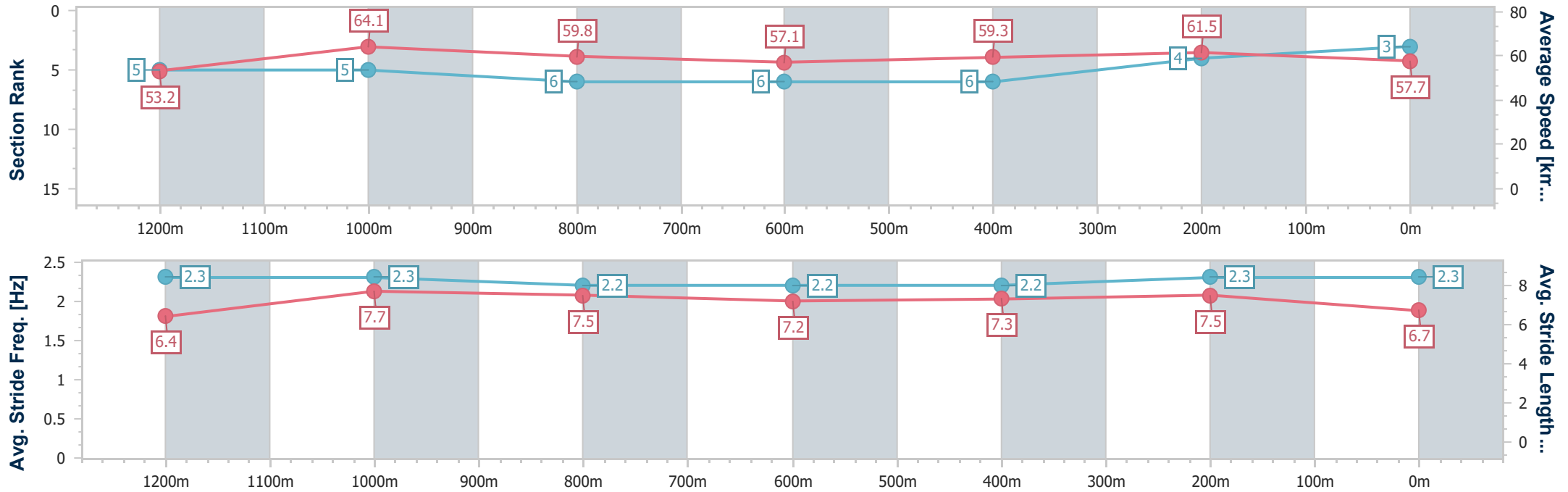
Sunshine Coast QLD Professional
 Race 3: DOUBLE R GROUP QTIS Three-Year-Old Maiden
 Handicap - 1400m



09 April 2023 - 14:07

Track Rating: Soft 5, Weather: Fine, Rail Position: +4m

Section	Overall	1200m	1000m	800m	600m	400m	200m
Section Times	1:25.82 [3] (0:13.53)	1:12.29 [5] (0:11.22)	1:01.07 [5] (0:12.08)	0:48.99 [6] (0:12.63)	0:36.36 [6] (0:12.17)	0:24.19 [6] (0:11.70)	0:12.49 [4] (0:12.49)
Average Speed [km/h]	53.2	64.1	59.8	57.1	59.3	61.5	57.7
Top Speed [km/h]	67.4	67.4	63.0	58.5	61.7	63.5	61.6
Avg. Dist. to Rail [m]	3.5	1.7	1.4	0.4	0.4	0.9	1.2
Avg. Stride Freq. [Hz]	2.3	2.3	2.2	2.2	2.2	2.3	2.3
Avg. Stride Length [m]	6.4	7.7	7.5	7.2	7.3	7.5	6.7



- [] Ranking at each section and finish
- .-.- No data available at this section
- NA No data available



Horse/Jockey Name	Our Drummer
Final Rank	4
Fastest Section Time (Section)	0:11.21 (1200m)
Top Speed [km/h] (Section)	68.4 (Overall)
Race State	Finished

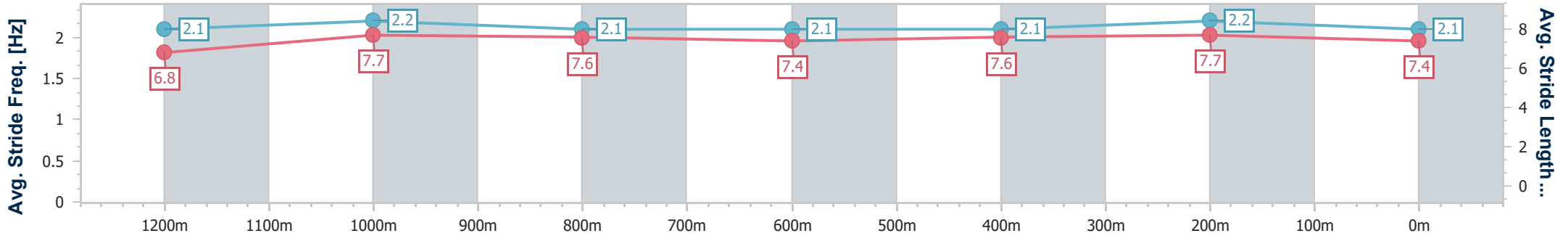
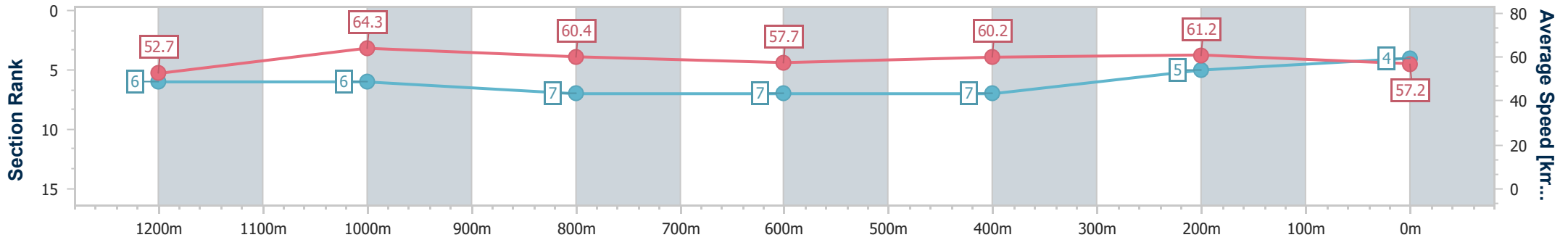


Sunshine Coast QLD Professional
 Race 3: DOUBLE R GROUP QTIS Three-Year-Old Maiden
 Handicap - 1400m
 09 April 2023 - 14:07



Track Rating: Soft 5, Weather: Fine, Rail Position: +4m

Section	Overall	1200m	1000m	800m	600m	400m	200m
Section Times	1:26.04 [4] (0:13.65)	1:12.39 [6] (0:11.21)	1:01.18 [6] (0:12.02)	0:49.16 [7] (0:12.66)	0:36.50 [7] (0:12.15)	0:24.35 [7] (0:11.77)	0:12.58 [5] (0:12.58)
Average Speed [km/h]	52.7	64.3	60.4	57.7	60.2	61.2	57.2
Top Speed [km/h]	68.4	68.4	62.2	59.5	62.5	62.9	59.7
Avg. Dist. to Rail [m]	4.6	3.5	3.3	2.5	2.5	5.9	5.5
Avg. Stride Freq. [Hz]	2.1	2.2	2.1	2.1	2.1	2.2	2.1
Avg. Stride Length [m]	6.8	7.7	7.6	7.4	7.6	7.7	7.4



- [] Ranking at each section and finish
- .-.- No data available at this section
- NA No data available



Horse/Jockey Name	Push Turbo
Final Rank	5
Fastest Section Time (Section)	0:11.23 (1200m)
Top Speed [km/h] (Section)	67.2 (1200m)
Race State	Finished

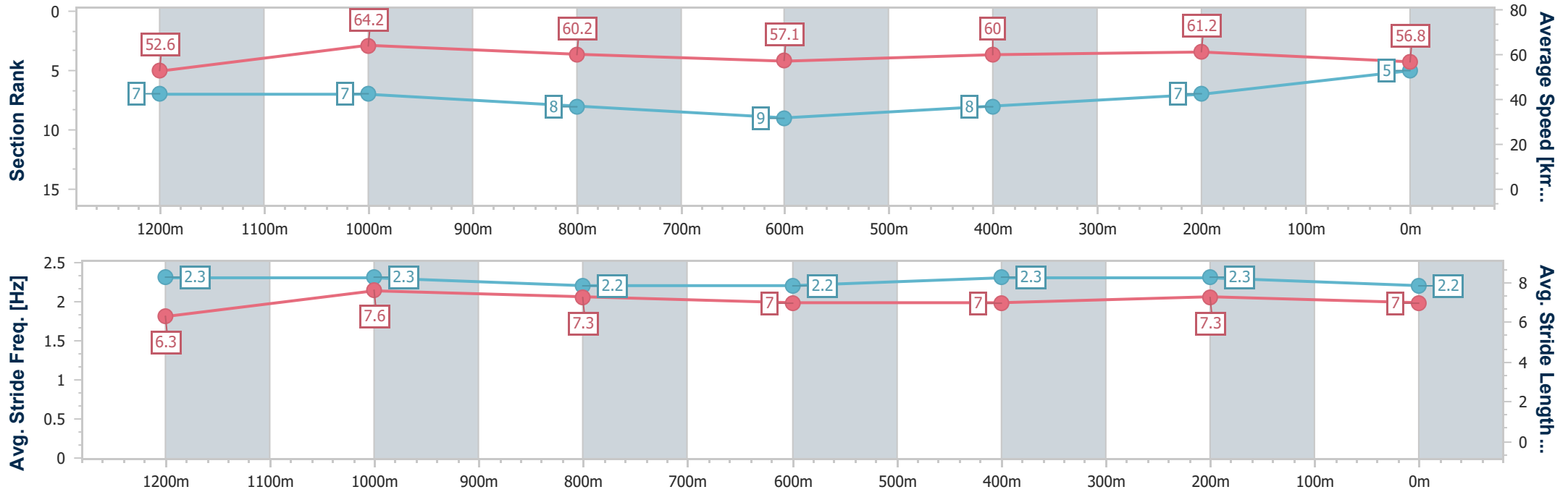


Sunshine Coast QLD Professional
 Race 3: DOUBLE R GROUP QTIS Three-Year-Old Maiden
 Handicap - 1400m
 09 April 2023 - 14:07



Track Rating: Soft 5, Weather: Fine, Rail Position: +4m

Section	Overall	1200m	1000m	800m	600m	400m	200m
Section Times	1:26.22 [5] (0:13.70)	1:12.52 [7] (0:11.23)	1:01.29 [7] (0:12.03)	0:49.26 [8] (0:12.74)	0:36.52 [9] (0:12.06)	0:24.46 [8] (0:11.77)	0:12.69 [7] (0:12.69)
Average Speed [km/h]	52.6	64.2	60.2	57.1	60.0	61.2	56.8
Top Speed [km/h]	67.1	67.2	62.2	59.4	62.1	62.1	59.5
Avg. Dist. to Rail [m]	3.3	2.5	2.4	1.6	1.3	4.2	4.5
Avg. Stride Freq. [Hz]	2.3	2.3	2.2	2.2	2.3	2.3	2.2
Avg. Stride Length [m]	6.3	7.6	7.3	7.0	7.0	7.3	7.0



- [] Ranking at each section and finish
- .-.- No data available at this section
- NA No data available



Horse/Jockey Name	Fine And Rare
Final Rank	6
Fastest Section Time (Section)	0:11.08 (1200m)
Top Speed [km/h] (Section)	68.4 (Overall)
Race State	Finished

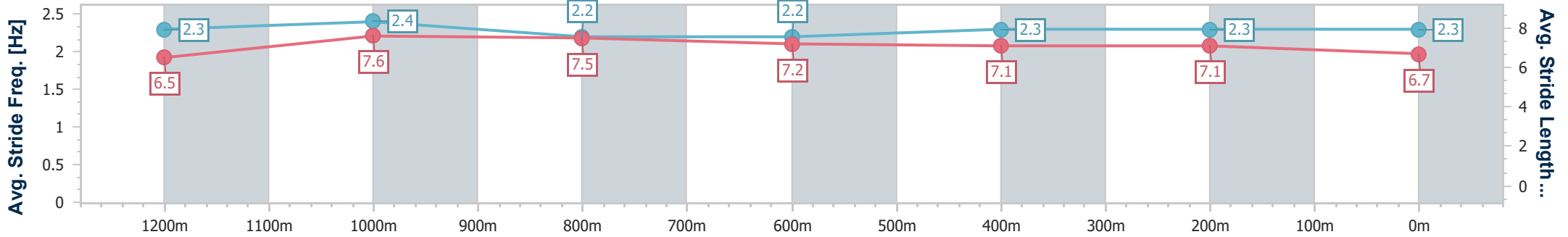
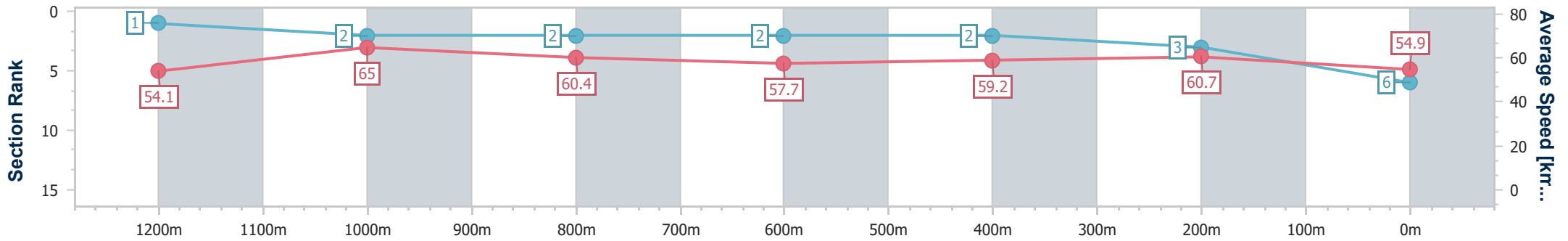


Sunshine Coast QLD Professional
 Race 3: DOUBLE R GROUP QTIS Three-Year-Old Maiden
 Handicap - 1400m
 09 April 2023 - 14:07



Track Rating: Soft 5, Weather: Fine, Rail Position: +4m

Section	Overall	1200m	1000m	800m	600m	400m	200m
Section Times	1:26.28 [6] (0:13.33)	1:12.95 [1] (0:11.08)	1:01.87 [2] (0:12.05)	0:49.82 [2] (0:12.65)	0:37.17 [2] (0:12.20)	0:24.97 [2] (0:11.86)	0:13.11 [3] (0:13.11)
Average Speed [km/h]	54.1	65.0	60.4	57.7	59.2	60.7	54.9
Top Speed [km/h]	68.4	67.6	62.5	58.6	61.2	62.2	58.6
Avg. Dist. to Rail [m]	7.6	4.0	3.7	2.2	0.6	0.6	2.2
Avg. Stride Freq. [Hz]	2.3	2.4	2.2	2.2	2.3	2.3	2.3
Avg. Stride Length [m]	6.5	7.6	7.5	7.2	7.1	7.1	6.7



- [] Ranking at each section and finish
- .-.- No data available at this section
- NA No data available



Horse/Jockey Name	Poweralong
Final Rank	7
Fastest Section Time (Section)	0:11.19 (1200m)
Top Speed [km/h] (Section)	67.3 (1200m)
Race State	Finished

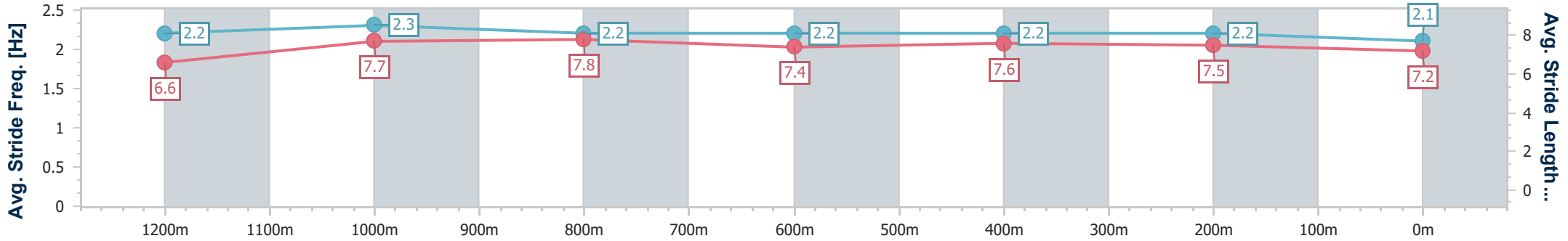
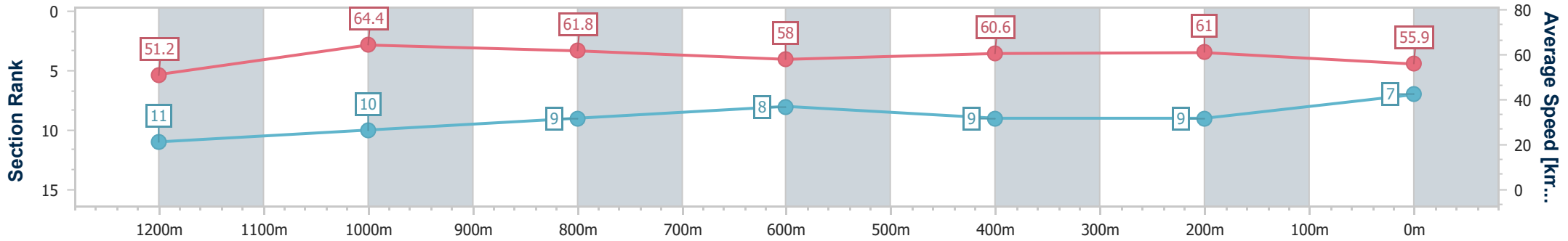


Sunshine Coast QLD Professional
 Race 3: DOUBLE R GROUPO QTIS Three-Year-Old Maiden
 Handicap - 1400m
 09 April 2023 - 14:07



Track Rating: Soft 5, Weather: Fine, Rail Position: +4m

Section	Overall	1200m	1000m	800m	600m	400m	200m
Section Times	1:26.53 [7] (0:14.07)	1:12.46 [11] (0:11.19)	1:01.27 [10] (0:11.74)	0:49.53 [9] (0:12.67)	0:36.86 [8] (0:12.18)	0:24.68 [9] (0:11.81)	0:12.87 [9] (0:12.87)
Average Speed [km/h]	51.2	64.4	61.8	58.0	60.6	61.0	55.9
Top Speed [km/h]	64.0	67.3	64.0	60.1	62.3	62.5	59.3
Avg. Dist. to Rail [m]	8.1	3.8	3.4	3.4	4.1	8.2	8.4
Avg. Stride Freq. [Hz]	2.2	2.3	2.2	2.2	2.2	2.2	2.1
Avg. Stride Length [m]	6.6	7.7	7.8	7.4	7.6	7.5	7.2



- [] Ranking at each section and finish
- .-.- No data available at this section
- NA No data available



Horse/Jockey Name	Fiddler Onthe Roof
Final Rank	8
Fastest Section Time (Section)	0:10.92 (1200m)
Top Speed [km/h] (Section)	67.7 (1200m)
Race State	Finished

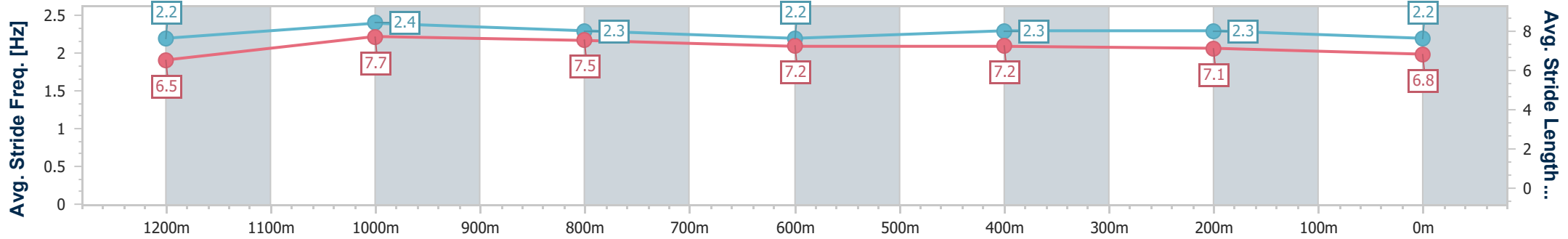
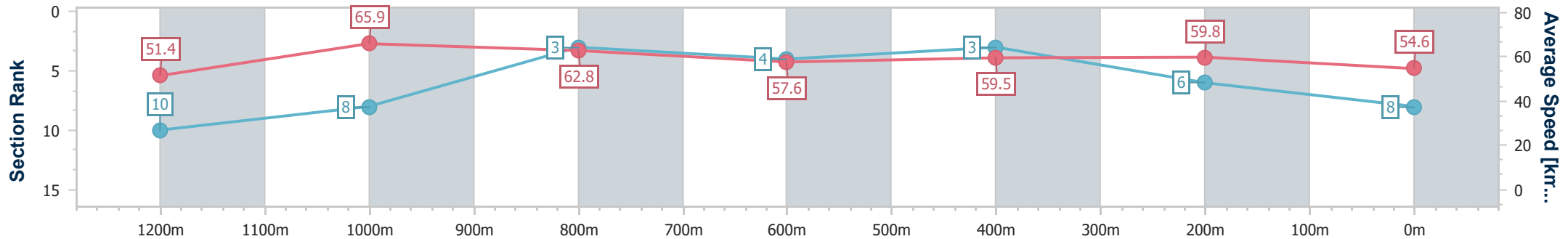


Sunshine Coast QLD Professional
 Race 3: DOUBLE R GROUP QTIS Three-Year-Old Maiden
 Handicap - 1400m
 09 April 2023 - 14:07



Track Rating: Soft 5, Weather: Fine, Rail Position: +4m

Section	Overall	1200m	1000m	800m	600m	400m	200m
Section Times	1:26.58 [8] (0:14.00)	1:12.58 [10] (0:10.92)	1:01.66 [8] (0:11.57)	0:50.09 [3] (0:12.67)	0:37.42 [4] (0:12.19)	0:25.23 [3] (0:12.06)	0:13.17 [6] (0:13.17)
Average Speed [km/h]	51.4	65.9	62.8	57.6	59.5	59.8	54.6
Top Speed [km/h]	66.5	67.7	64.3	58.5	60.1	60.4	58.3
Avg. Dist. to Rail [m]	11.1	4.8	3.7	2.5	1.2	1.6	2.2
Avg. Stride Freq. [Hz]	2.2	2.4	2.3	2.2	2.3	2.3	2.2
Avg. Stride Length [m]	6.5	7.7	7.5	7.2	7.2	7.1	6.8



- [] Ranking at each section and finish
- .-.- No data available at this section
- NA No data available



Horse/Jockey Name	Deelbreaka
Final Rank	9
Fastest Section Time (Section)	0:11.08 (1200m)
Top Speed [km/h] (Section)	67.9 (Overall)
Race State	Finished

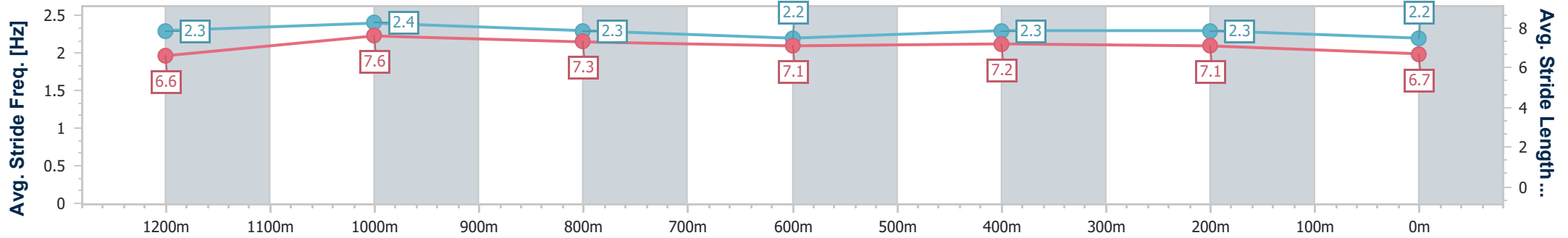
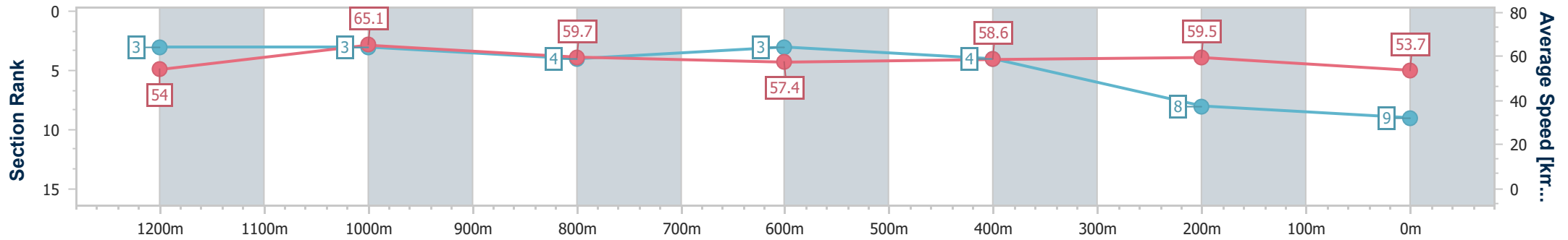


Sunshine Coast QLD Professional
 Race 3: DOUBLE R GROUP QTIS Three-Year-Old Maiden
 Handicap - 1400m
 09 April 2023 - 14:07



Track Rating: Soft 5, Weather: Fine, Rail Position: +4m

Section	Overall	1200m	1000m	800m	600m	400m	200m
Section Times	1:26.88 [9] (0:13.33)	1:13.55 [3] (0:11.08)	1:02.47 [3] (0:12.12)	0:50.35 [4] (0:12.58)	0:37.77 [3] (0:12.28)	0:25.49 [4] (0:12.10)	0:13.39 [8] (0:13.39)
Average Speed [km/h]	54.0	65.1	59.7	57.4	58.6	59.5	53.7
Top Speed [km/h]	67.9	67.6	62.9	58.2	61.1	61.4	57.0
Avg. Dist. to Rail [m]	6.4	2.3	1.7	0.5	0.2	0.4	0.5
Avg. Stride Freq. [Hz]	2.3	2.4	2.3	2.2	2.3	2.3	2.2
Avg. Stride Length [m]	6.6	7.6	7.3	7.1	7.2	7.1	6.7



- [] Ranking at each section and finish
- .-.- No data available at this section
- NA No data available



Horse/Jockey Name	Creative
Final Rank	10
Fastest Section Time (Section)	0:11.26 (1200m)
Top Speed [km/h] (Section)	66.6 (1200m)
Race State	Finished

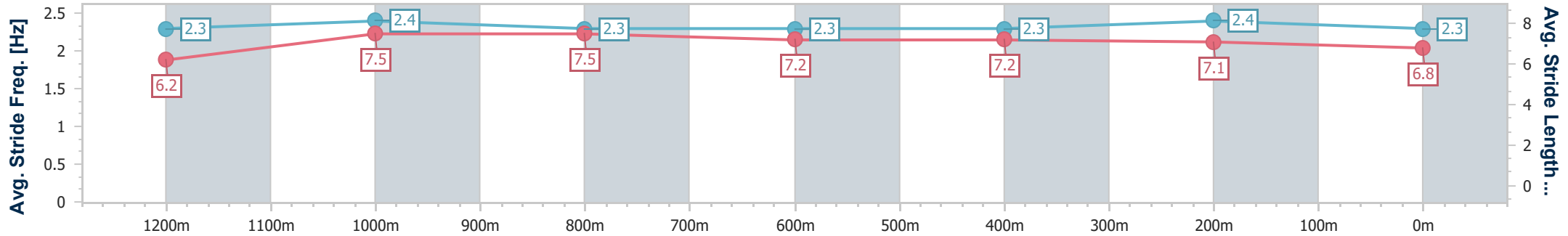
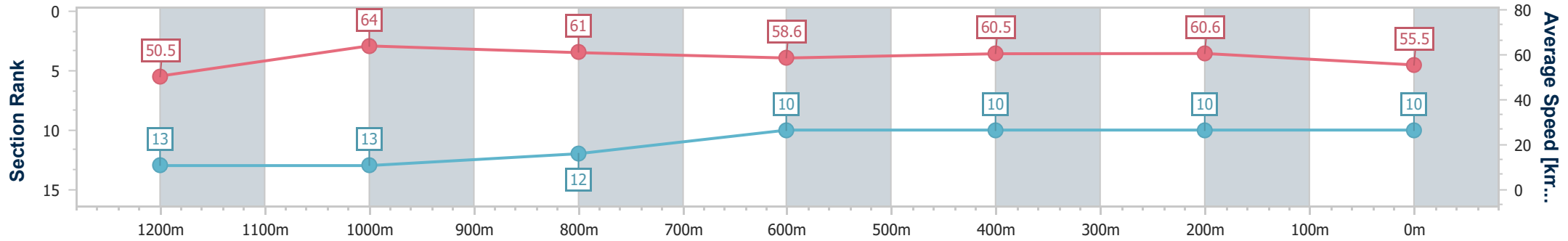


Sunshine Coast QLD Professional
 Race 3: DOUBLE R GROUPO QTIS Three-Year-Old Maiden
 Handicap - 1400m
 09 April 2023 - 14:07



Track Rating: Soft 5, Weather: Fine, Rail Position: +4m

Section	Overall	1200m	1000m	800m	600m	400m	200m
Section Times	1:26.89 [10] (0:14.28)	1:12.61 [13] (0:11.26)	1:01.35 [13] (0:11.89)	0:49.46 [12] (0:12.50)	0:36.96 [10] (0:12.10)	0:24.86 [10] (0:11.89)	0:12.97 [10] (0:12.97)
Average Speed [km/h]	50.5	64.0	61.0	58.6	60.5	60.6	55.5
Top Speed [km/h]	64.7	66.6	61.9	59.9	61.7	61.4	59.0
Avg. Dist. to Rail [m]	8.9	3.3	3.2	2.8	3.0	8.2	9.1
Avg. Stride Freq. [Hz]	2.3	2.4	2.3	2.3	2.3	2.4	2.3
Avg. Stride Length [m]	6.2	7.5	7.5	7.2	7.2	7.1	6.8



- [] Ranking at each section and finish
- .-.- No data available at this section
- NA No data available



Horse/Jockey Name	Impending Rain
Final Rank	11
Fastest Section Time (Section)	0:11.36 (1200m)
Top Speed [km/h] (Section)	66.5 (1200m)
Race State	Finished

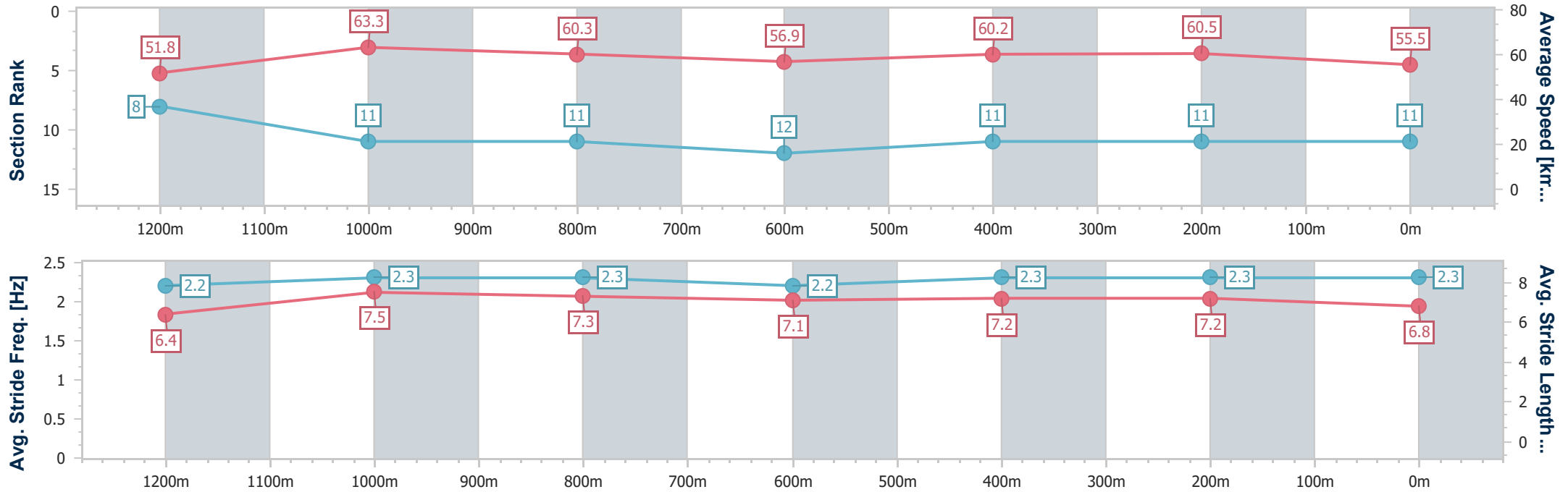


Sunshine Coast QLD Professional
 Race 3: DOUBLE R GROUQP QTIS Three-Year-Old Maiden
 Handicap - 1400m
 09 April 2023 - 14:07



Track Rating: Soft 5, Weather: Fine, Rail Position: +4m

Section	Overall	1200m	1000m	800m	600m	400m	200m
Section Times	1:26.96 [11] (0:13.92)	1:13.04 [8] (0:11.36)	1:01.68 [11] (0:12.00)	0:49.68 [11] (0:12.73)	0:36.95 [12] (0:12.09)	0:24.86 [11] (0:11.87)	0:12.99 [11] (0:12.99)
Average Speed [km/h]	51.8	63.3	60.3	56.9	60.2	60.5	55.5
Top Speed [km/h]	65.8	66.5	61.9	59.4	62.0	62.2	58.3
Avg. Dist. to Rail [m]	4.5	2.7	2.3	1.1	1.7	3.0	3.7
Avg. Stride Freq. [Hz]	2.2	2.3	2.3	2.2	2.3	2.3	2.3
Avg. Stride Length [m]	6.4	7.5	7.3	7.1	7.2	7.2	6.8



- [] Ranking at each section and finish
- .-.- No data available at this section
- NA No data available



Horse/Jockey Name	All New Hustle
Final Rank	12
Fastest Section Time (Section)	0:11.39 (1200m)
Top Speed [km/h] (Section)	66.5 (1200m)
Race State	Finished

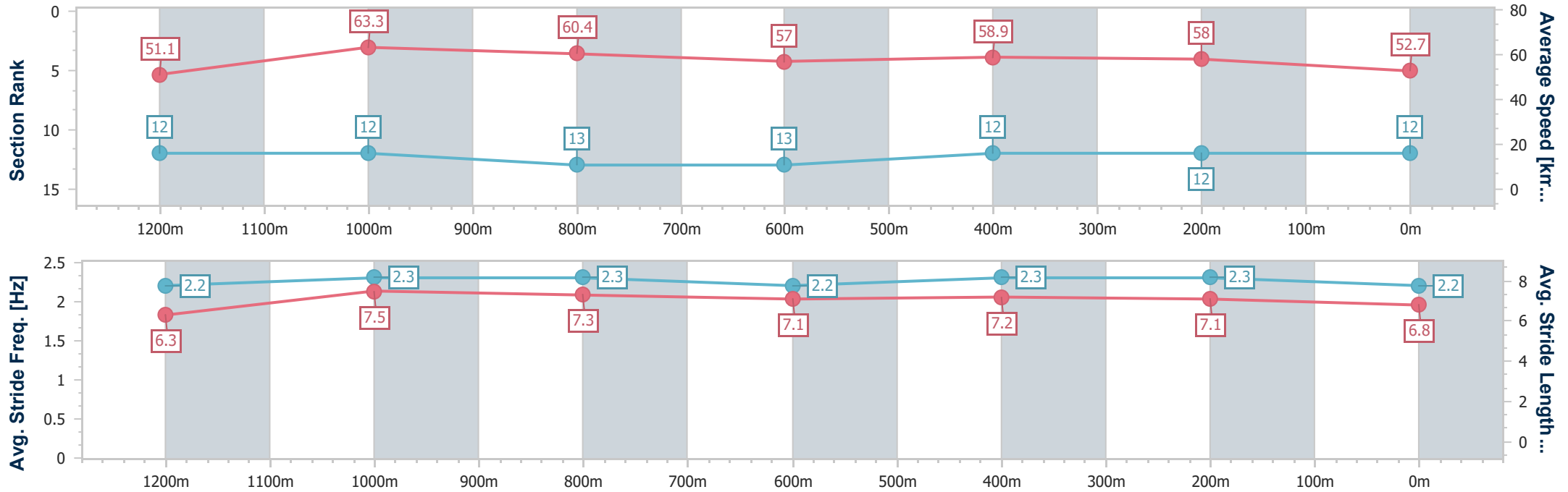


Sunshine Coast QLD Professional
 Race 3: DOUBLE R GROUP QTIS Three-Year-Old Maiden
 Handicap - 1400m
 09 April 2023 - 14:07



Track Rating: Soft 5, Weather: Fine, Rail Position: +4m

Section	Overall	1200m	1000m	800m	600m	400m	200m
Section Times	1:28.48 [12] (0:14.10)	1:14.38 [12] (0:11.39)	1:02.99 [12] (0:11.98)	0:51.01 [13] (0:12.72)	0:38.29 [13] (0:12.23)	0:26.06 [12] (0:12.42)	0:13.64 [12] (0:13.64)
Average Speed [km/h]	51.1	63.3	60.4	57.0	58.9	58.0	52.7
Top Speed [km/h]	65.3	66.5	61.7	59.0	59.3	59.2	56.7
Avg. Dist. to Rail [m]	6.7	2.3	1.9	1.3	0.3	1.4	2.5
Avg. Stride Freq. [Hz]	2.2	2.3	2.3	2.2	2.3	2.3	2.2
Avg. Stride Length [m]	6.3	7.5	7.3	7.1	7.2	7.1	6.8



- [] Ranking at each section and finish
- .-.- No data available at this section
- NA No data available



Horse/Jockey Name	Ready To Thunder
Final Rank	13
Fastest Section Time (Section)	0:11.27 (1200m)
Top Speed [km/h] (Section)	67.0 (1200m)
Race State	Finished



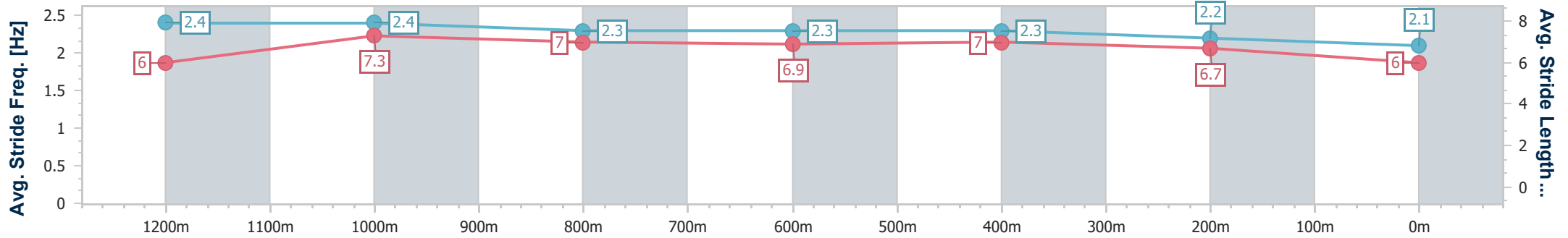
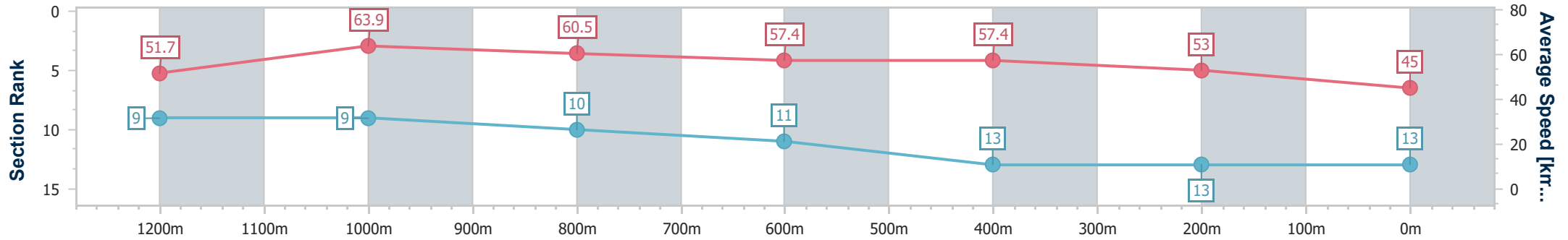
Sunshine Coast QLD Professional
 Race 3: DOUBLE R GROUP QTIS Three-Year-Old Maiden
 Handicap - 1400m



09 April 2023 - 14:07

Track Rating: Soft 5, Weather: Fine, Rail Position: +4m

Section	Overall	1200m	1000m	800m	600m	400m	200m
Section Times	1:32.23 [13] (0:13.94)	1:18.29 [9] (0:11.27)	1:07.02 [9] (0:11.97)	0:55.05 [10] (0:12.74)	0:42.31 [11] (0:12.70)	0:29.61 [13] (0:13.58)	0:16.03 [13] (0:16.03)
Average Speed [km/h]	51.7	63.9	60.5	57.4	57.4	53.0	45.0
Top Speed [km/h]	65.6	67.0	62.6	59.1	59.6	56.7	50.2
Avg. Dist. to Rail [m]	5.5	3.4	3.1	2.8	2.2	2.7	1.9
Avg. Stride Freq. [Hz]	2.4	2.4	2.3	2.3	2.3	2.2	2.1
Avg. Stride Length [m]	6.0	7.3	7.0	6.9	7.0	6.7	6.0



- [] Ranking at each section and finish
- .-.- No data available at this section
- NA No data available