



Doomben QLD Professional

Race 9: CASCADE QTIS Class 6 Plate - 1350m

08 April 2023 - 16:44



BRISBANE
RACING CLUB

Track Rating: Soft 6, Weather: Fine, Rail Position: +5.5m Entire Course

Section												Last 600m	
Field Times		Overall	1200m	1000m	800m	600m	400m						0:35.42
		1:20.67 (0:10.92)	1:09.75 (0:11.09)	0:58.66 (0:11.44)	0:47.22 (0:11.80)	0:35.42 (0:12.07)	0:23.35 (0:11.37)						
Rank	TAB Horse/Jockey	Barrier	Top Speed [km/h]	Fastest Section									Distance Travelled [m]
1	8 MISSISSIPPI PRINCE Mark Du Plessis	14	66.1 1200m	0:10.92 Overall	1:20.67 [1] (0:10.92)	1:09.75 [1] (0:11.09)	0:58.66 [1] (0:11.44)	0:47.22 [1] (0:11.80)	0:35.42 [1] (0:12.07)	0:23.35 [1] (0:11.37)	0:35.42		
2	12 ALBURQ Boris Thornton	4	65.5 400m	0:11.18 1200m	1:20.69 [2] (0:11.41)	1:09.28 [7] (0:11.18)	0:58.10 [6] (0:11.52)	0:46.58 [6] (0:11.87)	0:34.71 [6] (0:11.76)	0:22.95 [4] (0:11.26)	0:34.71 +0		
3	5 ASTERO Kyle Wilson-Taylor	6	66.6 1200m	0:11.01 1200m	1:20.71 [3] (0:11.25)	1:09.46 [4] (0:11.01)	0:58.45 [3] (0:11.48)	0:46.97 [3] (0:11.84)	0:35.13 [3] (0:11.84)	0:23.29 [2] (0:11.28)	0:35.13 -3		
4	3 ROUSSEAU James Orman	15	65.6 400m	0:11.21 400m	1:21.02 [4] (0:11.71)	1:09.31 [11] (0:11.50)	0:57.81 [12] (0:11.61)	0:46.20 [12] (0:11.65)	0:34.55 [12] (0:11.62)	0:22.93 [10] (0:11.21)	0:34.55 +7		
5	6 HILO Samantha Collett	9	65.3 400m	0:11.33 1200m	1:21.32 [5] (0:11.68)	1:09.64 [10] (0:11.33)	0:58.31 [11] (0:11.56)	0:46.75 [10] (0:11.61)	0:35.14 [10] (0:11.69)	0:23.45 [9] (0:11.35)	0:35.14 +5		
6	7 MILL ROSSA Andrew Mallyon	7	64.9 1200m	0:11.07 Overall	1:21.61 [6] (0:11.07)	1:10.54 [2] (0:11.20)	0:59.34 [4] (0:11.56)	0:47.78 [4] (0:11.84)	0:35.94 [4] (0:12.04)	0:23.90 [5] (0:11.60)	0:35.94 +4		
7	15 WITHOUT REVENGE Ben Thompson	16	63.9 1200m	0:11.31 Overall	1:21.62 [7] (0:11.31)	1:10.31 [6] (0:11.43)	0:58.88 [8] (0:11.59)	0:47.29 [8] (0:11.74)	0:35.55 [8] (0:11.75)	0:23.80 [7] (0:11.49)	0:35.55 +3		
8	1 HOT SPRING GOLD Damien Thornton	11	65.7 1200m	0:11.18 1200m	1:21.76 [8] (0:11.51)	1:10.25 [8] (0:11.18)	0:59.07 [7] (0:11.58)	0:47.49 [7] (0:11.75)	0:35.74 [7] (0:12.05)	0:23.69 [11] (0:11.45)	0:35.74 +7		
9	16 TYRESA Larry Cassidy	5	65.5 1200m	0:11.23 1200m	1:21.80 [9] (0:11.81)	1:09.99 [12] (0:11.23)	0:58.76 [10] (0:11.61)	0:47.15 [11] (0:11.71)	0:35.44 [11] (0:11.80)	0:23.64 [12] (0:11.45)	0:35.44 +4		
10	4 SLOW HANDS Taylor Marshall	2	64.7 1000m	0:11.32 1200m	1:21.85 [10] (0:11.65)	1:10.20 [9] (0:11.32)	0:58.88 [9] (0:11.42)	0:47.46 [9] (0:11.72)	0:35.74 [9] (0:11.79)	0:23.95 [8] (0:11.64)	0:35.74 -1		

Scratched: Why We Drink (#10), Pepper's Ghost (#14), Matowatakpe (#2), Good Chat (#13)

[] Ranking at each section and finish
 -:-:- No data available at this section
 NA No data available
 SCN Saddle cloth number
 DNF Did not finish
 DNT Did not track



Doomben QLD Professional
Race 9: CASCADE QTIS Class 6 Plate - 1350m
08 April 2023 - 16:44



Track Rating: Soft 6, Weather: Fine, Rail Position: +5.5m Entire Course

Section	Overall	1200m	1000m	800m	600m	400m	Last 600m
Field Times	1:20.67 (0:10.92)	1:09.75 (0:11.09)	0:58.66 (0:11.44)	0:47.22 (0:11.80)	0:35.42 (0:12.07)	0:23.35 (0:11.37)	0:35.42

Rank	TAB	Horse/Jockey	Barrier	Top Speed [km/h]	Fastest Section	Overall	1200m	1000m	800m	600m	400m	Last 600m	Distance Travelled [m]
11	9	NIGHT GUY Adin Thompson	8	65.5	0:11.24 1200m	1:22.00 [11] (0:11.29)	1:10.71 [5] (0:11.24)	0:59.47 [5] (0:11.51)	0:47.96 [5] (0:11.81)	0:36.15 [5] (0:11.97)	0:24.18 [6] (0:11.62)	0:36.15	+6
12	11	NOTHINSWEETABOUTME Angela Jones	10	67.3	0:10.90 1200m	1:22.21 [12] (0:11.18)	1:11.03 [3] (0:10.90)	1:00.13 [2] (0:11.53)	0:48.60 [2] (0:11.89)	0:36.71 [2] (0:12.04)	0:24.67 [3] (0:11.83)	0:36.71	+3

Scratched: Why We Drink (#10), Pepper's Ghost (#14), Matowatakpe (#2), Good Chat (#13)

[] Ranking at each section and finish
 -:-:-:- No data available at this section
 NA No data available

SCN Saddle cloth number
 DNF Did not finish
 DNT Did not track



Doomben QLD Professional

Race 9: CASCADE QTIS Class 6 Plate - 1350m

08 April 2023 - 16:44



BRISBANE
RACING CLUB

Track Rating: Soft 6, Weather: Fine, Rail Position: +5.5m Entire Course

Section				200m				Last 600m	
Field Times				0:11.98 (0:11.98)				0:35.42	
Rank	TAB	Horse/Jockey	Barrier	Top Speed [km/h]	Fastest Section	Margin			Distance Travelled [m]
1	8	MISSISSIPPI PRINCE Mark Du Plessis	14	66.1 1200m	0:10.92 Overall	0:11.98 [2] (0:11.98)	1:20.67		0:35.42
2	12	ALBURQ Boris Thornton	4	65.5 400m	0:11.18 1200m	0:11.69 [3] (0:11.69)	0.12L		0:34.71 +0
3	5	ASTERO Kyle Wilson-Taylor	6	66.6 1200m	0:11.01 1200m	0:12.01 [1] (0:12.01)	0.27L		0:35.13 -3
4	3	ROUSSEAU James Orman	15	65.6 400m	0:11.21 400m	0:11.72 [5] (0:11.72)	2.08L		0:34.55 +7
5	6	HILO Samantha Collett	9	65.3 400m	0:11.33 1200m	0:12.10 [4] (0:12.10)	3.85L		0:35.14 +5
6	7	MILL ROSSA Andrew Mallyon	7	64.9 1200m	0:11.07 Overall	0:12.30 [8] (0:12.30)	5.54L		0:35.94 +4
7	15	WITHOUT REVENGE Ben Thompson	16	63.9 1200m	0:11.31 Overall	0:12.31 [7] (0:12.31)	5.63L		0:35.55 +3
8	1	HOT SPRING GOLD Damien Thornton	11	65.7 1200m	0:11.18 1200m	0:12.24 [11] (0:12.24)	6.42L		0:35.74 +7
9	16	TYRESA Larry Cassidy	5	65.5 1200m	0:11.23 1200m	0:12.19 [12] (0:12.19)	6.67L		0:35.44 +4
10	4	SLOW HANDS Taylor Marshall	2	64.7 1000m	0:11.32 1200m	0:12.31 [10] (0:12.31)	6.94L		0:35.74 -1

Scratched: Why We Drink (#10), Pepper's Ghost (#14), Matowatakpe (#2), Good Chat (#13)

Report Created: Sat 8 April 2023 16:56 GMT+10 (Note: Timing is based on position data)

Page 3/16

[] Ranking at each section and finish
 -:-:- No data available at this section
 NA No data available

SCN Saddle cloth number
 DNF Did not finish
 DNT Did not track

data processed by TRIPLESDATA



Doomben QLD Professional
Race 9: CASCADE QTIS Class 6 Plate - 1350m
08 April 2023 - 16:44



Track Rating: Soft 6, Weather: Fine, Rail Position: +5.5m Entire Course

Section				200m				Last 600m	
Field Times				0:11.98 (0:11.98)				0:35.42	
Rank	TAB Horse/Jockey	Barrier	Top Speed [km/h]	Fastest Section	Margin				Distance Travelled [m]
11	9 NIGHT GUY Adin Thompson	8	65.5	0:11.24 Overall 1200m	0:12.56 [9] (0:12.56)	7.85L		0:36.15	+6
12	11 NOTHINSWEETABOUTME Angela Jones	10	67.3	1200m 1200m	0:10.90 (0:12.84)	9.09L		0:36.71	+3

Scratched: Why We Drink (#10), Pepper's Ghost (#14), Matowatakpe (#2), Good Chat (#13)

[] Ranking at each section and finish
 -:-:-:- No data available at this section
 NA No data available

SCN Saddle cloth number
 DNF Did not finish
 DNT Did not track



Horse/Jockey Name	Mississippi Prince
Final Rank	1
Fastest Section Time (Section)	0:10.92 (Overall)
Top Speed [km/h] (Section)	66.1 (1200m)
Race State	Finished



Doomben QLD Professional

Race 9: CASCADE QTIS Class 6 Plate - 1350m

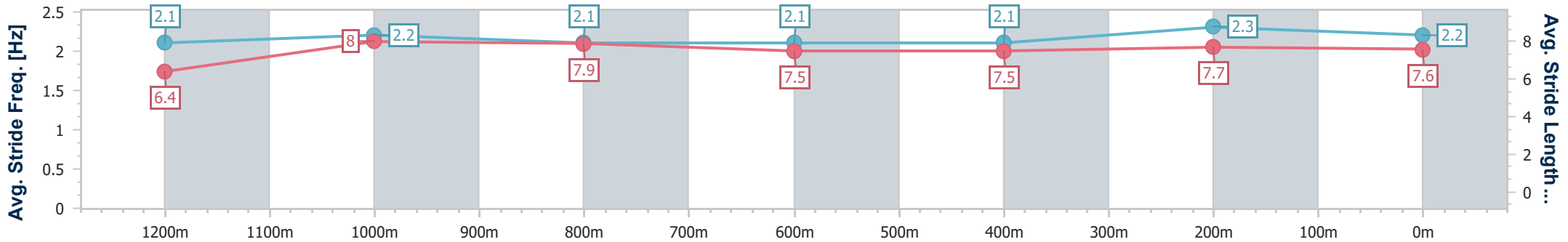
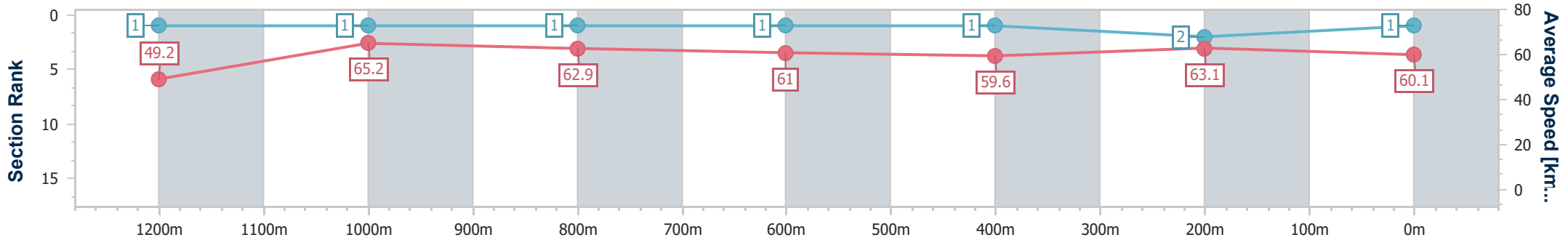
08 April 2023 - 16:44

Track Rating: Soft 6, Weather: Fine, Rail Position: +5.5m Entire Course



BRISBANE RACING CLUB

Section	Overall	1200m	1000m	800m	600m	400m	200m
Section Times	1:20.67 [1] (0:10.92)	1:09.75 [1] (0:11.09)	0:58.66 [1] (0:11.44)	0:47.22 [1] (0:11.80)	0:35.42 [1] (0:12.07)	0:23.35 [1] (0:11.37)	0:11.98 [2] (0:11.98)
Average Speed [km/h]	49.2	65.2	62.9	61.0	59.6	63.1	60.1
Top Speed [km/h]	65.9	66.1	65.5	65.5	61.1	65.2	63.1
Avg. Dist. to Rail [m]	8.0	2.5	0.7	0.3	0.4	0.5	0.3
Avg. Stride Freq. [Hz]	2.1	2.2	2.1	2.1	2.1	2.3	2.2
Avg. Stride Length [m]	6.4	8.0	7.9	7.5	7.5	7.7	7.6



- [] Ranking at each section and finish
- .-.- No data available at this section
- NA No data available



Horse/Jockey Name	Alburq
Final Rank	2
Fastest Section Time (Section)	0:11.18 (1200m)
Top Speed [km/h] (Section)	65.5 (400m)
Race State	Finished



Doomben QLD Professional

Race 9: CASCADE QTIS Class 6 Plate - 1350m

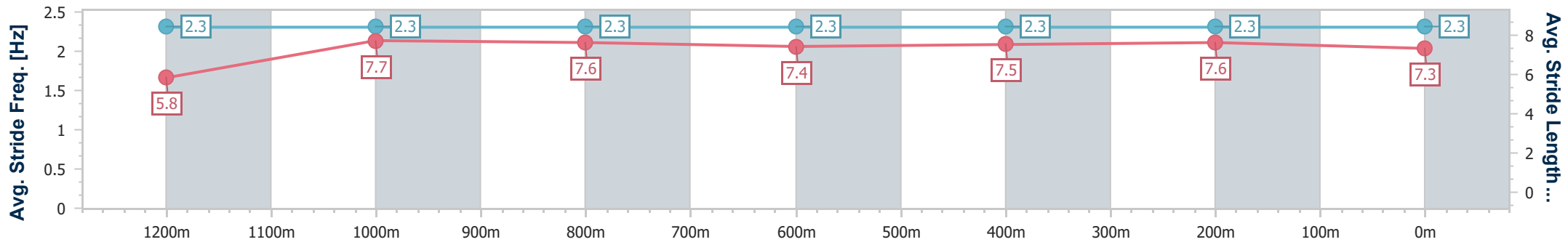
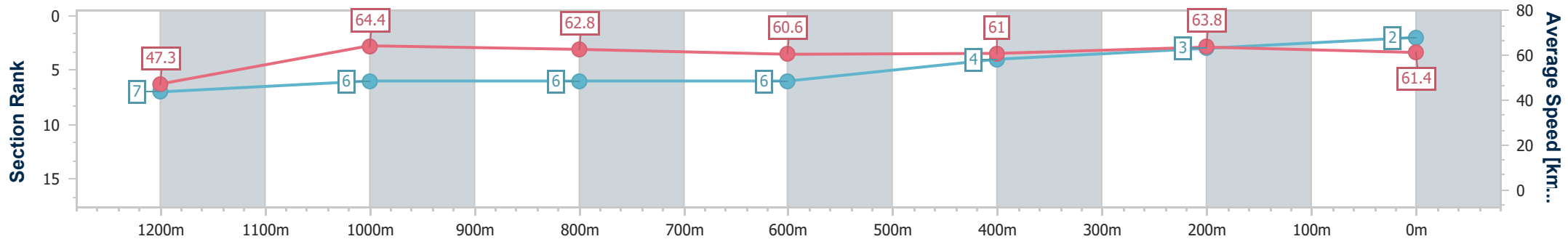
08 April 2023 - 16:44

Track Rating: Soft 6, Weather: Fine, Rail Position: +5.5m Entire Course



BRISBANE RACING CLUB

Section	Overall	1200m	1000m	800m	600m	400m	200m
Section Times	1:20.69 [2] (0:11.41)	1:09.28 [7] (0:11.18)	0:58.10 [6] (0:11.52)	0:46.58 [6] (0:11.87)	0:34.71 [6] (0:11.76)	0:22.95 [4] (0:11.26)	0:11.69 [3] (0:11.69)
Average Speed [km/h]	47.3	64.4	62.8	60.6	61.0	63.8	61.4
Top Speed [km/h]	63.6	65.5	63.8	61.7	63.2	65.5	64.9
Avg. Dist. to Rail [m]	2.0	1.2	1.1	0.5	1.0	1.3	1.3
Avg. Stride Freq. [Hz]	2.3	2.3	2.3	2.3	2.3	2.3	2.3
Avg. Stride Length [m]	5.8	7.7	7.6	7.4	7.5	7.6	7.3



- [] Ranking at each section and finish
- .-.- No data available at this section
- NA No data available



Horse/Jockey Name	Astero
Final Rank	3
Fastest Section Time (Section)	0:11.01 (1200m)
Top Speed [km/h] (Section)	66.6 (1200m)
Race State	Finished



Doomben QLD Professional

Race 9: CASCADE QTIS Class 6 Plate - 1350m

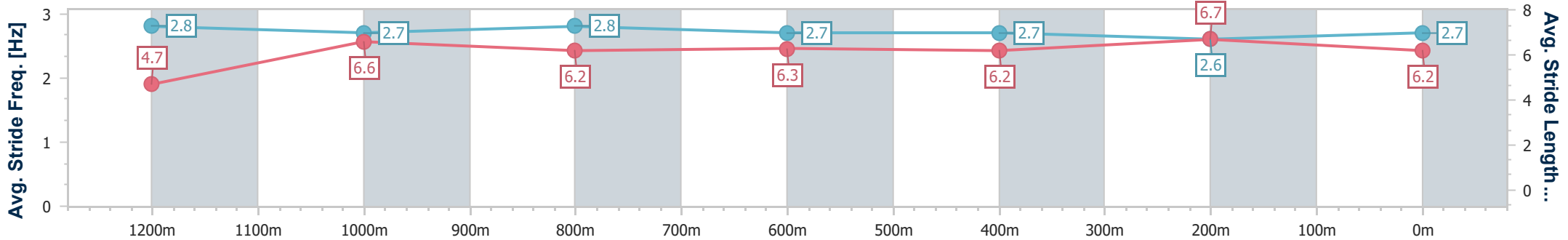
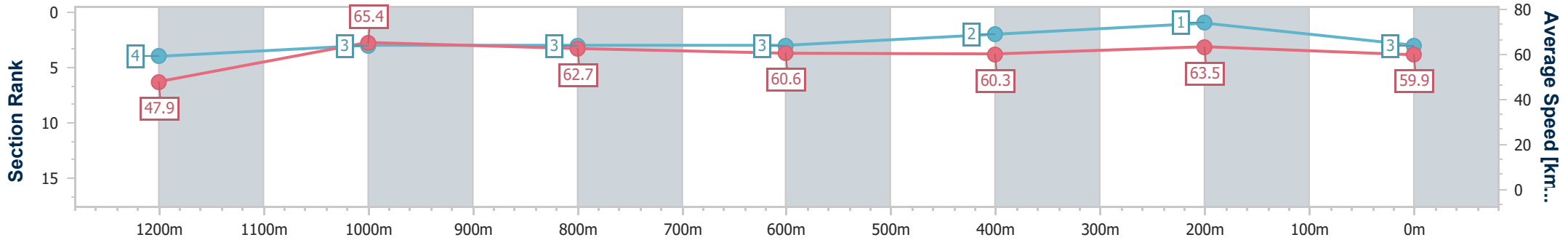
08 April 2023 - 16:44

Track Rating: Soft 6, Weather: Fine, Rail Position: +5.5m Entire Course



BRISBANE RACING CLUB

Section	Overall	1200m	1000m	800m	600m	400m	200m
Section Times	1:20.71 [3] (0:11.25)	1:09.46 [4] (0:11.01)	0:58.45 [3] (0:11.48)	0:46.97 [3] (0:11.84)	0:35.13 [3] (0:11.84)	0:23.29 [2] (0:11.28)	0:12.01 [1] (0:12.01)
Average Speed [km/h]	47.9	65.4	62.7	60.6	60.3	63.5	59.9
Top Speed [km/h]	65.0	66.6	64.7	61.2	62.2	64.9	63.1
Avg. Dist. to Rail [m]	3.0	0.5	0.6	0.7	1.3	1.5	0.7
Avg. Stride Freq. [Hz]	2.8	2.7	2.8	2.7	2.7	2.6	2.7
Avg. Stride Length [m]	4.7	6.6	6.2	6.3	6.2	6.7	6.2



- [] Ranking at each section and finish
- .-.-.- No data available at this section
- NA No data available



Horse/Jockey Name	Rousseau
Final Rank	4
Fastest Section Time (Section)	0:11.21 (400m)
Top Speed [km/h] (Section)	65.6 (400m)
Race State	Finished



Doomben QLD Professional

Race 9: CASCADE QTIS Class 6 Plate - 1350m

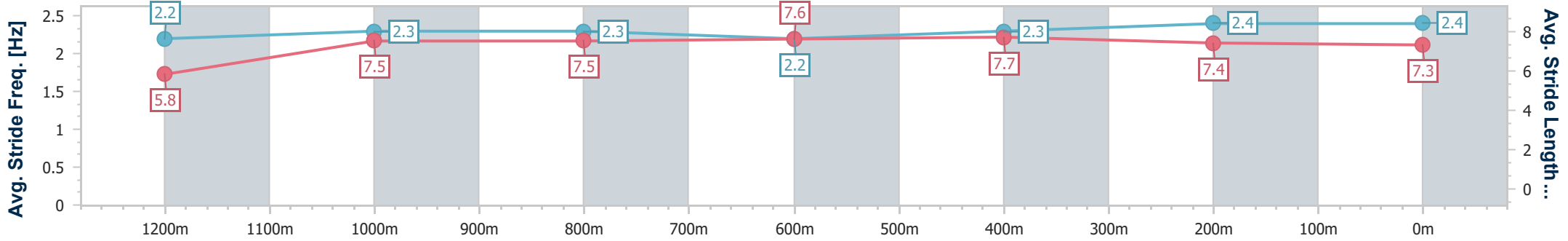
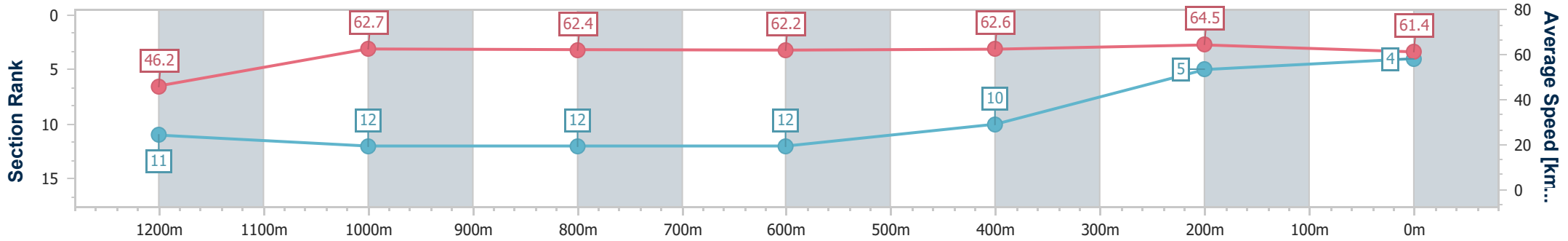
08 April 2023 - 16:44

Track Rating: Soft 6, Weather: Fine, Rail Position: +5.5m Entire Course



BRISBANE RACING CLUB

Section	Overall	1200m	1000m	800m	600m	400m	200m
Section Times	1:21.02 [4] (0:11.71)	1:09.31 [11] (0:11.50)	0:57.81 [12] (0:11.61)	0:46.20 [12] (0:11.65)	0:34.55 [12] (0:11.62)	0:22.93 [10] (0:11.21)	0:11.72 [5] (0:11.72)
Average Speed [km/h]	46.2	62.7	62.4	62.2	62.6	64.5	61.4
Top Speed [km/h]	63.7	63.1	63.4	63.5	64.1	65.6	65.0
Avg. Dist. to Rail [m]	7.8	2.4	2.1	1.2	1.7	4.5	5.4
Avg. Stride Freq. [Hz]	2.2	2.3	2.3	2.2	2.3	2.4	2.4
Avg. Stride Length [m]	5.8	7.5	7.5	7.6	7.7	7.4	7.3



- [] Ranking at each section and finish
- .-.- No data available at this section
- NA No data available



Horse/Jockey Name	Hilo
Final Rank	5
Fastest Section Time (Section)	0:11.33 (1200m)
Top Speed [km/h] (Section)	65.3 (400m)
Race State	Finished



Doomben QLD Professional

Race 9: CASCADE QTIS Class 6 Plate - 1350m

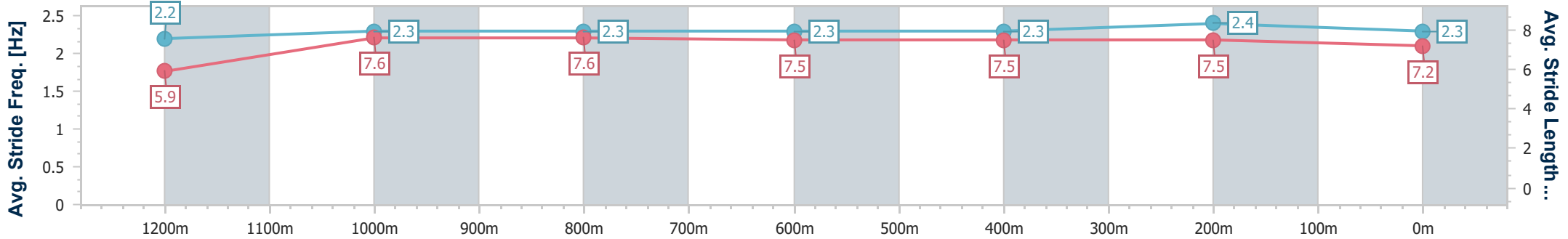
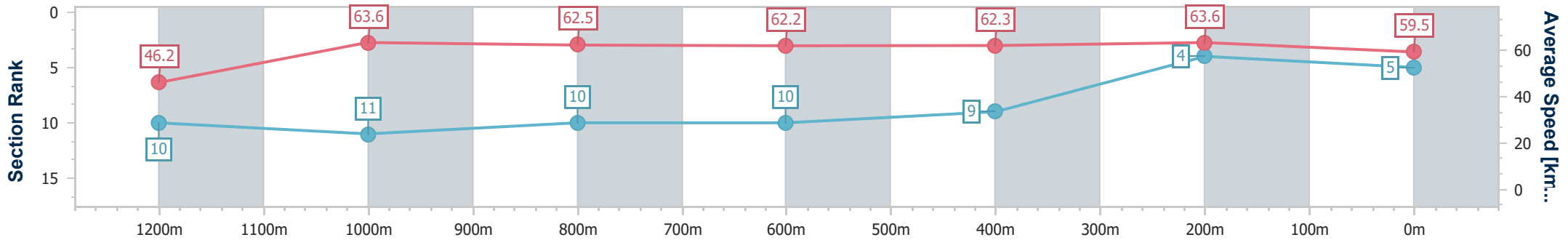
08 April 2023 - 16:44

Track Rating: Soft 6, Weather: Fine, Rail Position: +5.5m Entire Course



BRISBANE RACING CLUB

Section	Overall	1200m	1000m	800m	600m	400m	200m
Section Times	1:21.32 [5] (0:11.68)	1:09.64 [10] (0:11.33)	0:58.31 [11] (0:11.56)	0:46.75 [10] (0:11.61)	0:35.14 [10] (0:11.69)	0:23.45 [9] (0:11.35)	0:12.10 [4] (0:12.10)
Average Speed [km/h]	46.2	63.6	62.5	62.2	62.3	63.6	59.5
Top Speed [km/h]	64.0	64.1	63.1	63.3	63.5	65.3	63.2
Avg. Dist. to Rail [m]	4.7	2.1	1.6	0.9	1.8	3.9	3.3
Avg. Stride Freq. [Hz]	2.2	2.3	2.3	2.3	2.3	2.4	2.3
Avg. Stride Length [m]	5.9	7.6	7.6	7.5	7.5	7.5	7.2



- [] Ranking at each section and finish
- .-.- No data available at this section
- NA No data available



Horse/Jockey Name	Mill Rossa
Final Rank	6
Fastest Section Time (Section)	0:11.07 (Overall)
Top Speed [km/h] (Section)	64.9 (1200m)
Race State	Finished



Doomben QLD Professional

Race 9: CASCADE QTIS Class 6 Plate - 1350m

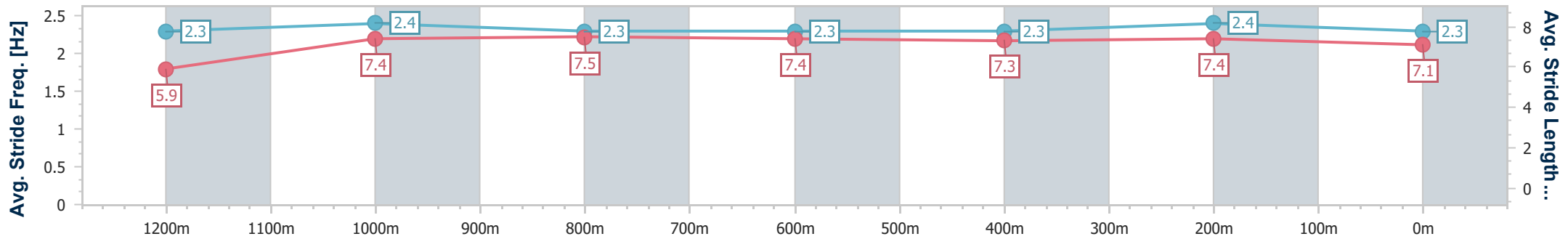
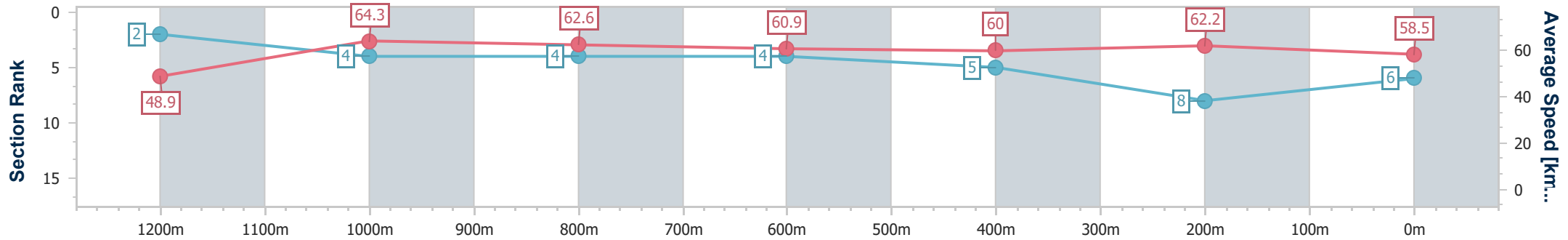
08 April 2023 - 16:44

Track Rating: Soft 6, Weather: Fine, Rail Position: +5.5m Entire Course



BRISBANE RACING CLUB

Section	Overall	1200m	1000m	800m	600m	400m	200m
Section Times	1:21.61 [6] (0:11.07)	1:10.54 [2] (0:11.20)	0:59.34 [4] (0:11.56)	0:47.78 [4] (0:11.84)	0:35.94 [4] (0:12.04)	0:23.90 [5] (0:11.60)	0:12.30 [8] (0:12.30)
Average Speed [km/h]	48.9	64.3	62.6	60.9	60.0	62.2	58.5
Top Speed [km/h]	63.6	64.9	64.3	62.0	60.7	63.8	62.2
Avg. Dist. to Rail [m]	4.2	1.5	1.4	0.8	0.4	2.2	2.0
Avg. Stride Freq. [Hz]	2.3	2.4	2.3	2.3	2.3	2.4	2.3
Avg. Stride Length [m]	5.9	7.4	7.5	7.4	7.3	7.4	7.1



- [] Ranking at each section and finish
- .-.- No data available at this section
- NA No data available



Horse/Jockey Name	Without Revenge
Final Rank	7
Fastest Section Time (Section)	0:11.31 (Overall)
Top Speed [km/h] (Section)	63.9 (1200m)
Race State	Finished



Doomben QLD Professional

Race 9: CASCADE QTIS Class 6 Plate - 1350m

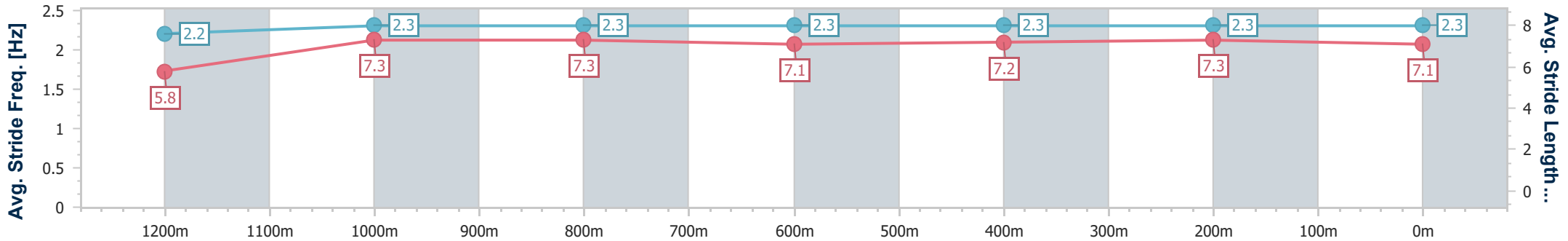
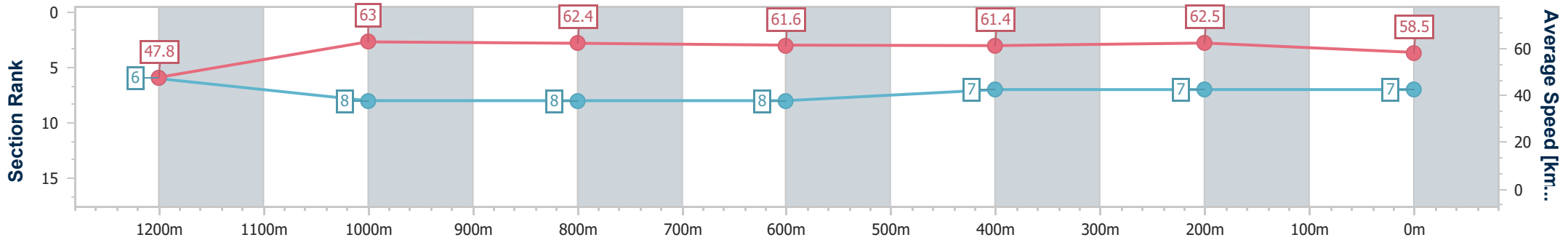
08 April 2023 - 16:44

Track Rating: Soft 6, Weather: Fine, Rail Position: +5.5m Entire Course



BRISBANE RACING CLUB

Section	Overall	1200m	1000m	800m	600m	400m	200m
Section Times	1:21.62 [7] (0:11.31)	1:10.31 [6] (0:11.43)	0:58.88 [8] (0:11.59)	0:47.29 [8] (0:11.74)	0:35.55 [8] (0:11.75)	0:23.80 [7] (0:11.49)	0:12.31 [7] (0:12.31)
Average Speed [km/h]	47.8	63.0	62.4	61.6	61.4	62.5	58.5
Top Speed [km/h]	63.2	63.9	63.0	62.4	62.0	63.3	61.3
Avg. Dist. to Rail [m]	10.1	2.4	1.6	1.0	0.6	0.6	0.4
Avg. Stride Freq. [Hz]	2.2	2.3	2.3	2.3	2.3	2.3	2.3
Avg. Stride Length [m]	5.8	7.3	7.3	7.1	7.2	7.3	7.1



- [] Ranking at each section and finish
- .-.- No data available at this section
- NA No data available



Horse/Jockey Name	Hot Spring Gold
Final Rank	8
Fastest Section Time (Section)	0:11.18 (1200m)
Top Speed [km/h] (Section)	65.7 (1200m)
Race State	Finished



Doomben QLD Professional

Race 9: CASCADE QTIS Class 6 Plate - 1350m

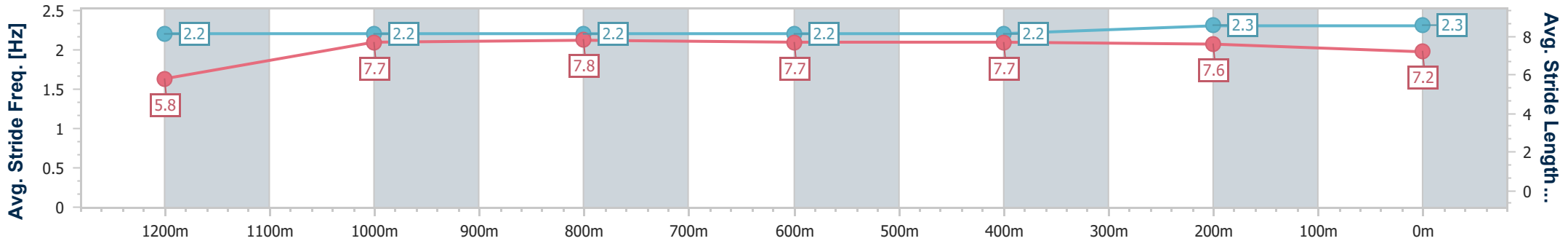
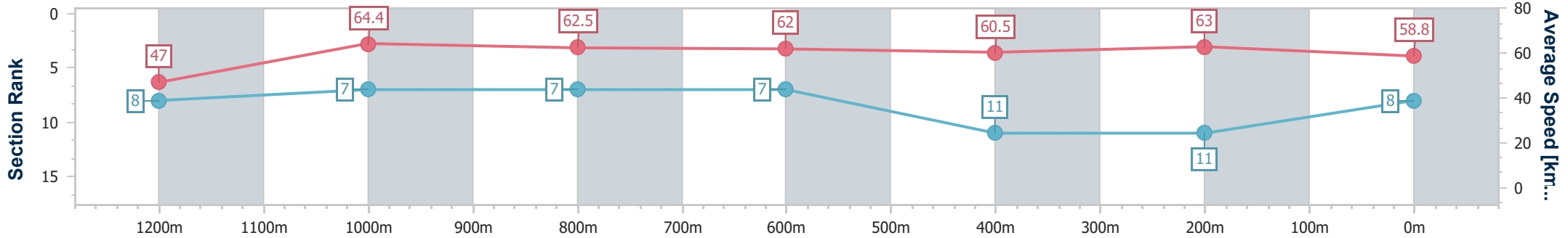
08 April 2023 - 16:44

Track Rating: Soft 6, Weather: Fine, Rail Position: +5.5m Entire Course



BRISBANE RACING CLUB

Section	Overall	1200m	1000m	800m	600m	400m	200m
Section Times	1:21.76 [8] (0:11.51)	1:10.25 [8] (0:11.18)	0:59.07 [7] (0:11.58)	0:47.49 [7] (0:11.75)	0:35.74 [7] (0:12.05)	0:23.69 [11] (0:11.45)	0:12.24 [11] (0:12.24)
Average Speed [km/h]	47.0	64.4	62.5	62.0	60.5	63.0	58.8
Top Speed [km/h]	63.4	65.7	63.4	63.1	61.2	64.2	61.7
Avg. Dist. to Rail [m]	7.9	3.3	2.4	2.3	2.1	1.7	3.5
Avg. Stride Freq. [Hz]	2.2	2.2	2.2	2.2	2.2	2.3	2.3
Avg. Stride Length [m]	5.8	7.7	7.8	7.7	7.7	7.6	7.2



- [] Ranking at each section and finish
- .-.- No data available at this section
- NA No data available



Horse/Jockey Name	Tyresa
Final Rank	9
Fastest Section Time (Section)	0:11.23 (1200m)
Top Speed [km/h] (Section)	65.5 (1200m)
Race State	Finished



Doomben QLD Professional

Race 9: CASCADE QTIS Class 6 Plate - 1350m

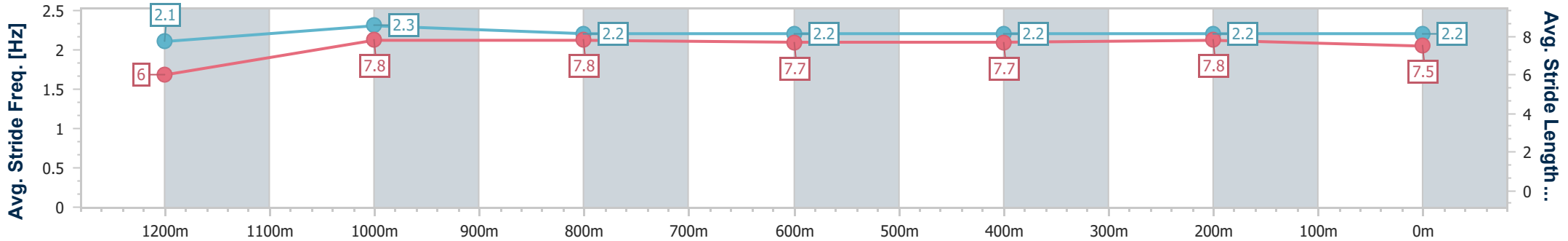
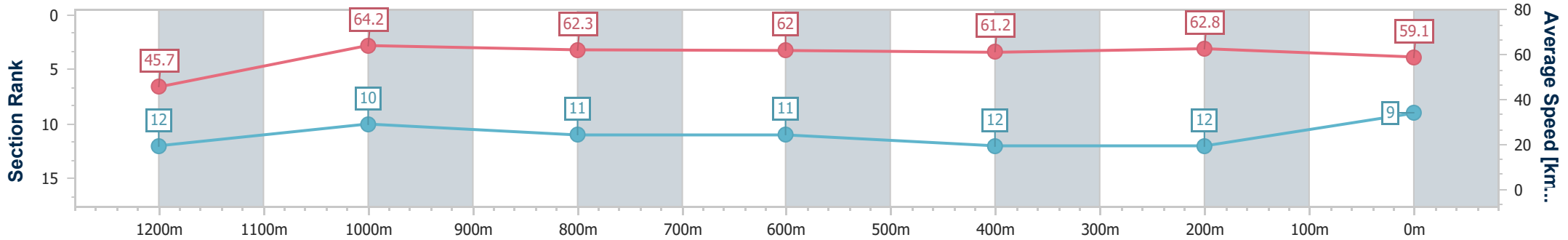
08 April 2023 - 16:44

Track Rating: Soft 6, Weather: Fine, Rail Position: +5.5m Entire Course



BRISBANE RACING CLUB

Section	Overall	1200m	1000m	800m	600m	400m	200m
Section Times	1:21.80 [9] (0:11.81)	1:09.99 [12] (0:11.23)	0:58.76 [10] (0:11.61)	0:47.15 [11] (0:11.71)	0:35.44 [11] (0:11.80)	0:23.64 [12] (0:11.45)	0:12.19 [12] (0:12.19)
Average Speed [km/h]	45.7	64.2	62.3	62.0	61.2	62.8	59.1
Top Speed [km/h]	63.6	65.5	63.3	62.6	62.2	63.8	61.4
Avg. Dist. to Rail [m]	3.4	2.1	1.8	1.5	0.8	1.1	0.7
Avg. Stride Freq. [Hz]	2.1	2.3	2.2	2.2	2.2	2.2	2.2
Avg. Stride Length [m]	6.0	7.8	7.8	7.7	7.7	7.8	7.5



- [] Ranking at each section and finish
- .-.- No data available at this section
- NA No data available



Horse/Jockey Name	Slow Hands
Final Rank	10
Fastest Section Time (Section)	0:11.32 (1200m)
Top Speed [km/h] (Section)	64.7 (1000m)
Race State	Finished



Doomben QLD Professional

Race 9: CASCADE QTIS Class 6 Plate - 1350m

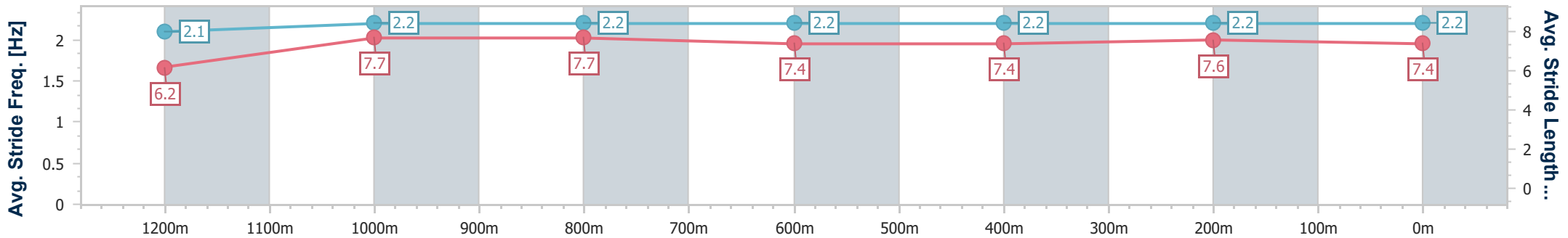
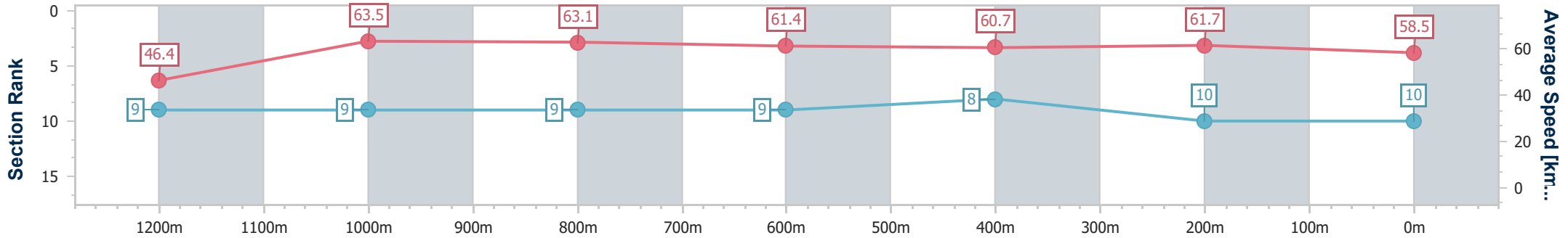
08 April 2023 - 16:44

Track Rating: Soft 6, Weather: Fine, Rail Position: +5.5m Entire Course



BRISBANE RACING CLUB

Section	Overall	1200m	1000m	800m	600m	400m	200m
Section Times	1:21.85 [10] (0:11.65)	1:10.20 [9] (0:11.32)	0:58.88 [9] (0:11.42)	0:47.46 [9] (0:11.72)	0:35.74 [9] (0:11.79)	0:23.95 [8] (0:11.64)	0:12.31 [10] (0:12.31)
Average Speed [km/h]	46.4	63.5	63.1	61.4	60.7	61.7	58.5
Top Speed [km/h]	61.5	64.4	64.7	62.3	61.5	62.3	60.9
Avg. Dist. to Rail [m]	0.9	0.3	0.3	0.1	0.9	1.3	1.4
Avg. Stride Freq. [Hz]	2.1	2.2	2.2	2.2	2.2	2.2	2.2
Avg. Stride Length [m]	6.2	7.7	7.7	7.4	7.4	7.6	7.4



- [] Ranking at each section and finish
- .-.- No data available at this section
- NA No data available



Horse/Jockey Name	Night Guy
Final Rank	11
Fastest Section Time (Section)	0:11.24 (1200m)
Top Speed [km/h] (Section)	65.5 (Overall)
Race State	Finished



Doomben QLD Professional

Race 9: CASCADE QTIS Class 6 Plate - 1350m

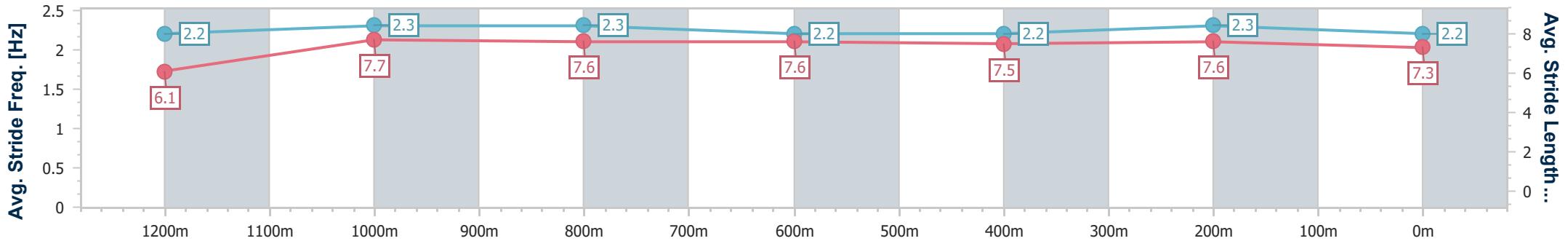
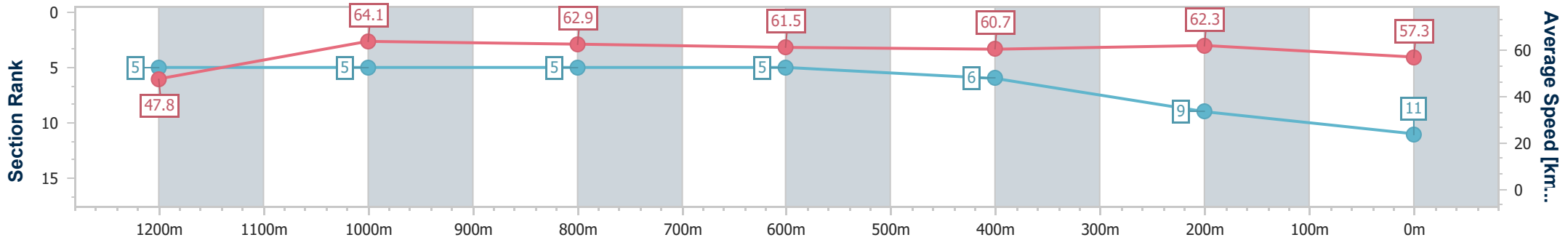
08 April 2023 - 16:44

Track Rating: Soft 6, Weather: Fine, Rail Position: +5.5m Entire Course



BRISBANE RACING CLUB

Section	Overall	1200m	1000m	800m	600m	400m	200m
Section Times	1:22.00 [11] (0:11.29)	1:10.71 [5] (0:11.24)	0:59.47 [5] (0:11.51)	0:47.96 [5] (0:11.81)	0:36.15 [5] (0:11.97)	0:24.18 [6] (0:11.62)	0:12.56 [9] (0:12.56)
Average Speed [km/h]	47.8	64.1	62.9	61.5	60.7	62.3	57.3
Top Speed [km/h]	65.5	65.2	63.7	62.9	62.8	63.0	61.3
Avg. Dist. to Rail [m]	5.3	1.7	1.2	1.6	2.0	3.4	4.8
Avg. Stride Freq. [Hz]	2.2	2.3	2.3	2.2	2.2	2.3	2.2
Avg. Stride Length [m]	6.1	7.7	7.6	7.6	7.5	7.6	7.3



- [] Ranking at each section and finish
- .-.- No data available at this section
- NA No data available



Horse/Jockey Name	Nothinsweetaboutme
Final Rank	12
Fastest Section Time (Section)	0:10.90 (1200m)
Top Speed [km/h] (Section)	67.3 (1200m)
Race State	Finished



Doomben QLD Professional

Race 9: CASCADE QTIS Class 6 Plate - 1350m

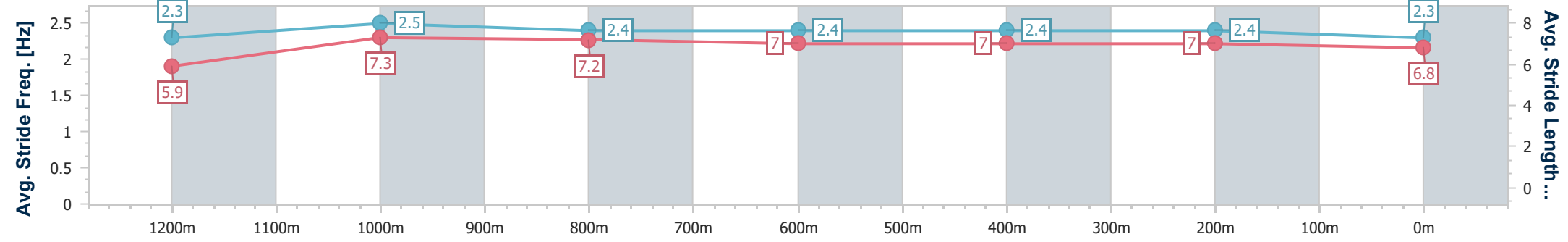
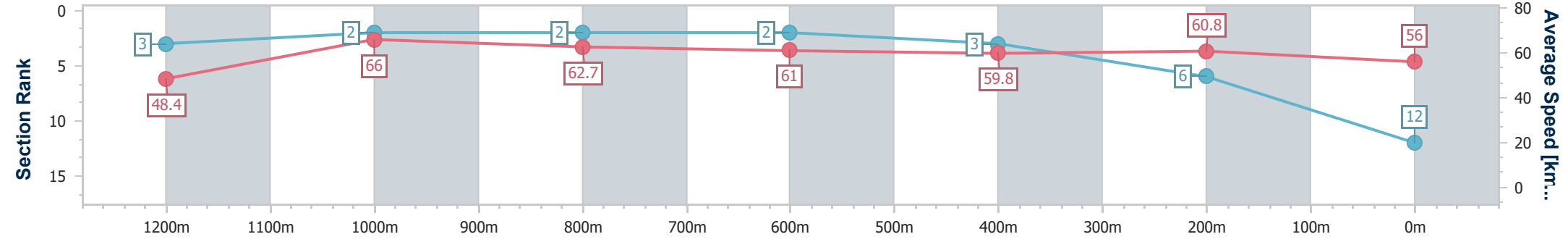
08 April 2023 - 16:44

Track Rating: Soft 6, Weather: Fine, Rail Position: +5.5m Entire Course



BRISBANE RACING CLUB

Section	Overall	1200m	1000m	800m	600m	400m	200m
Section Times	1:22.21 [12] (0:11.18)	1:11.03 [3] (0:10.90)	1:00.13 [2] (0:11.53)	0:48.60 [2] (0:11.89)	0:36.71 [2] (0:12.04)	0:24.67 [3] (0:11.83)	0:12.84 [6] (0:12.84)
Average Speed [km/h]	48.4	66.0	62.7	61.0	59.8	60.8	56.0
Top Speed [km/h]	65.8	67.3	65.2	61.9	61.1	61.7	59.3
Avg. Dist. to Rail [m]	6.9	3.8	2.1	1.1	0.5	1.5	2.1
Avg. Stride Freq. [Hz]	2.3	2.5	2.4	2.4	2.4	2.4	2.3
Avg. Stride Length [m]	5.9	7.3	7.2	7.0	7.0	7.0	6.8



- [] Ranking at each section and finish
- .-.- No data available at this section
- NA No data available