



Doomben QLD Professional

Race 4: HAPPY EASTER FROM BRC BENCHMARK 85 Handicap - 1640m

08 April 2023 - 13:33



BRISBANE
RACING CLUB

Track Rating: Soft 7, Weather: Fine, Rail Position: +5.5m Entire Course

Section														
Field Times														
Overall	1400m	1200m	1000m	800m	600m	400m	Last 600m							
1:39.06 (0:16.69)	1:22.37 (0:11.58)	1:10.79 (0:11.67)	0:59.12 (0:11.86)	0:47.26 (0:11.60)	0:35.66 (0:11.48)	0:24.18 (0:11.47)	0:35.66							
Rank	TAB	Horse/Jockey	Barrier	Top Speed [km/h]	Fastest Section								Distance Travelled [m]	
1	9	OPACITY Andrew Mallyon	7	64.9 800m	0:11.35 600m	1:39.06 [1] (0:16.73)	1:22.33 [3] (0:11.84)	1:10.49 [3] (0:11.80)	0:58.69 [3] (0:11.95)	0:46.74 [4] (0:11.53)	0:35.21 [3] (0:11.35)	0:23.86 [3] (0:11.39)	0:35.21	
2	8	SWANSTON Taylor Marshall	10	64.3 800m	0:11.42 600m	1:39.12 [2] (0:16.70)	1:22.42 [2] (0:11.59)	1:10.83 [2] (0:11.77)	0:59.06 [2] (0:11.93)	0:47.13 [2] (0:11.47)	0:35.66 [2] (0:11.42)	0:24.24 [1] (0:11.55)	0:35.66	-4
3	11	APPLICATIONS Damien Thornton	1	64.1 400m	0:11.44 400m	1:39.15 [3] (0:16.69)	1:22.46 [1] (0:11.58)	1:10.88 [1] (0:11.67)	0:59.21 [1] (0:11.86)	0:47.35 [1] (0:11.60)	0:35.75 [1] (0:11.51)	0:24.24 [2] (0:11.44)	0:35.75	-6
4	7	SNEAK PREVIEW Jim Byrne	4	64.0 600m	0:11.43 600m	1:39.76 [4] (0:17.23)	1:22.53 [6] (0:11.89)	1:10.64 [7] (0:11.81)	0:58.83 [7] (0:11.86)	0:46.97 [7] (0:11.58)	0:35.39 [7] (0:11.43)	0:23.96 [7] (0:11.53)	0:35.39	-3
5	1	MATOWATAKPE Samantha Collett	3	63.9 800m	0:11.46 600m	1:39.89 [5] (0:17.06)	1:22.83 [5] (0:11.57)	1:11.26 [4] (0:11.82)	0:59.44 [4] (0:11.83)	0:47.61 [3] (0:11.65)	0:35.96 [4] (0:11.46)	0:24.50 [4] (0:11.68)	0:35.96	-2
6	6	PHAISTOS Boris Thornton	5	64.7 600m	0:11.48 600m	1:40.04 [6] (0:16.93)	1:23.11 [4] (0:11.94)	1:11.17 [5] (0:11.79)	0:59.38 [5] (0:11.81)	0:47.57 [5] (0:11.54)	0:36.03 [5] (0:11.48)	0:24.55 [5] (0:11.76)	0:36.03	-4
7	2	RED WAVE Ben Thompson	9	63.1 400m	0:11.49 600m	1:40.19 [7] (0:17.53)	1:22.66 [8] (0:11.73)	1:10.93 [8] (0:11.87)	0:59.06 [8] (0:11.84)	0:47.22 [8] (0:11.56)	0:35.66 [8] (0:11.49)	0:24.17 [8] (0:11.59)	0:35.66	+0
8	3	SIR BARNABUS Justin Stanley	2	63.7 600m	0:11.47 600m	1:40.34 [8] (0:17.30)	1:23.04 [7] (0:11.63)	1:11.41 [6] (0:11.76)	0:59.65 [6] (0:11.83)	0:47.82 [6] (0:11.61)	0:36.21 [6] (0:11.47)	0:24.74 [6] (0:11.79)	0:36.21	-2

Scratched: High Court (#4), Miyake (#5), Rathlin (#10)



Doomben QLD Professional

Race 4: HAPPY EASTER FROM BRC BENCHMARK 85 Handicap - 1640m

08 April 2023 - 13:33



BRISBANE
RACING CLUB

Track Rating: Soft 7, Weather: Fine, Rail Position: +5.5m Entire Course

Section				200m				Last 600m	
Field Times				0:12.71 (0:12.71)				0:35.66	
Rank	TAB Horse/Jockey	Barrier	Top Speed [km/h]	Fastest Section	Margin				Distance Travelled [m]
1	9 OPACITY Andrew Mallyon	7	64.9 800m	0:11.35 600m	0:12.47 [3] (0:12.47)	1:39.06		0:35.21	
2	8 SWANSTON Taylor Marshall	10	64.3 800m	0:11.42 600m	0:12.69 [2] (0:12.69)	0.36L		0:35.66	-4
3	11 APPLICATIONS Damien Thornton	1	64.1 400m	0:11.44 400m	0:12.80 [1] (0:12.80)	0.51L		0:35.75	-6
4	7 SNEAK PREVIEW Jim Byrne	4	64.0 600m	0:11.43 600m	0:12.43 [6] (0:12.43)	4.08L		0:35.39	-3
5	1 MATOWATAKPE Samantha Collett	3	63.9 800m	0:11.46 600m	0:12.82 [4] (0:12.82)	4.88L		0:35.96	-2
6	6 PHAISTOS Boris Thornton	5	64.7 600m	0:11.48 600m	0:12.79 [5] (0:12.79)	5.76L		0:36.03	-4
7	2 RED WAVE Ben Thompson	9	63.1 400m	0:11.49 600m	0:12.58 [8] (0:12.58)	6.6L		0:35.66	+0
8	3 SIR BARNABUS Justin Stanley	2	63.7 600m	0:11.47 600m	0:12.95 [7] (0:12.95)	7.53L		0:36.21	-2

Scratched: High Court (#4), Miyake (#5), Rathlin (#10)



Horse/Jockey Name	Opacity
Final Rank	1
Fastest Section Time (Section)	0:11.35 (600m)
Top Speed [km/h] (Section)	64.9 (800m)
Race State	Finished

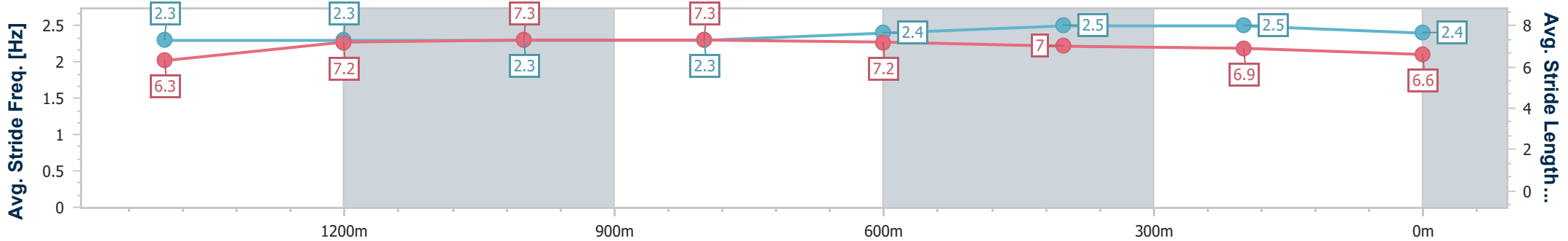
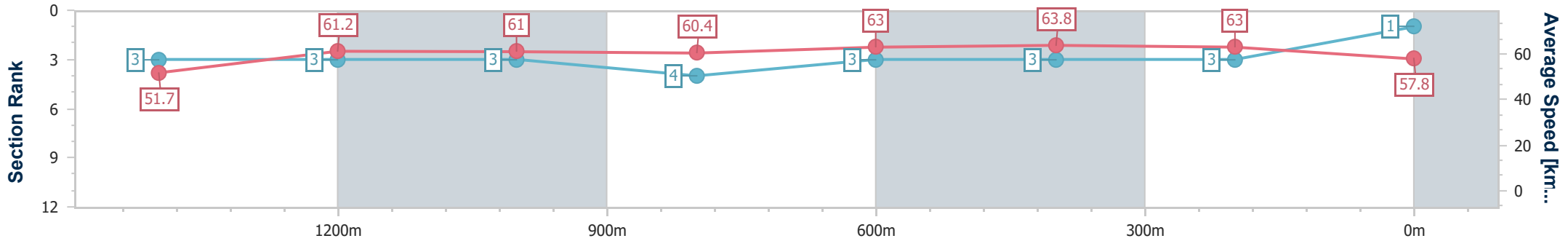


Doomben QLD Professional
Race 4: HAPPY EASTER FROM BRC BENCHMARK 85
 Handicap - 1640m
 08 April 2023 - 13:33
 Track Rating: Soft 7, Weather: Fine, Rail Position: +5.5m Entire Course



BRISBANE
RACING CLUB

Section	Overall	1400m	1200m	1000m	800m	600m	400m	200m						
Section Times	1:39.06 [1] (0:16.73)	1:22.33 [3] (0:11.84)	1:10.49 [3] (0:11.80)	0:58.69 [3] (0:11.95)	0:46.74 [4] (0:11.53)	0:35.21 [3] (0:11.35)	0:23.86 [3] (0:11.39)	0:12.47 [3] (0:12.47)						
Average Speed [km/h]	51.7	61.2	61.0	60.4	63.0	63.8	63.0	57.8						
Top Speed [km/h]	64.6	62.9	62.2	61.2	64.9	64.8	64.8	61.6						
Avg. Dist. to Rail [m]	2.3	1.3	2.3	1.7	1.7	1.1	0.6	0.9						
Avg. Stride Freq. [Hz]	2.3	2.3	2.3	2.3	2.4	2.5	2.5	2.4						
Avg. Stride Length [m]	6.3	7.2	7.3	7.3	7.2	7.0	6.9	6.6						



- [] Ranking at each section and finish
- .-.- No data available at this section
- NA No data available



Horse/Jockey Name	Swanston
Final Rank	2
Fastest Section Time (Section)	0:11.42 (600m)
Top Speed [km/h] (Section)	64.3 (800m)
Race State	Finished

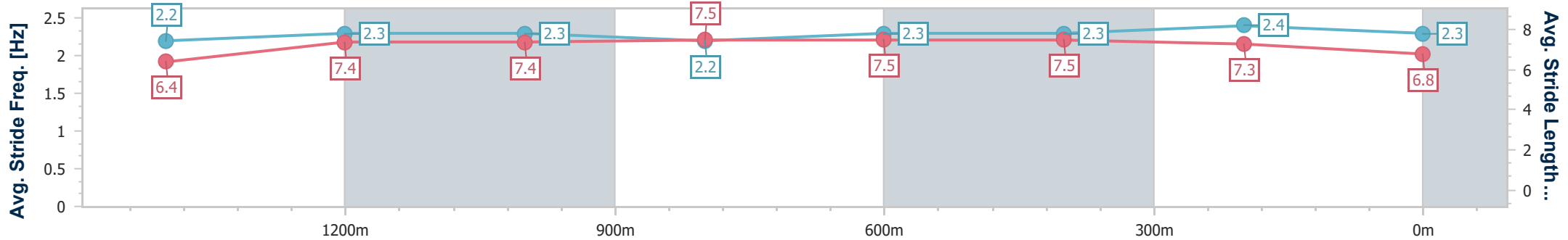
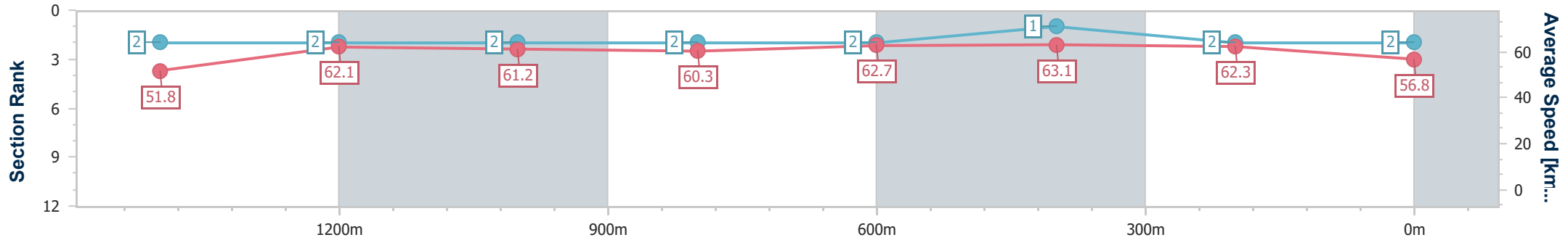


Doomben QLD Professional
Race 4: HAPPY EASTER FROM BRC BENCHMARK 85
 Handicap - 1640m
 08 April 2023 - 13:33
 Track Rating: Soft 7, Weather: Fine, Rail Position: +5.5m Entire Course



BRISBANE
RACING CLUB

Section	Overall	1400m	1200m	1000m	800m	600m	400m	200m						
Section Times	1:39.12 [2] (0:16.70)	1:22.42 [2] (0:11.59)	1:10.83 [2] (0:11.77)	0:59.06 [2] (0:11.93)	0:47.13 [2] (0:11.47)	0:35.66 [2] (0:11.42)	0:24.24 [1] (0:11.55)	0:12.69 [2] (0:12.69)						
Average Speed [km/h]	51.8	62.1	61.2	60.3	62.7	63.1	62.3	56.8						
Top Speed [km/h]	62.8	63.4	61.6	61.0	64.3	63.8	62.9	61.1						
Avg. Dist. to Rail [m]	3.5	0.6	0.3	0.4	0.2	0.3	0.2	0.4						
Avg. Stride Freq. [Hz]	2.2	2.3	2.3	2.2	2.3	2.3	2.4	2.3						
Avg. Stride Length [m]	6.4	7.4	7.4	7.5	7.5	7.5	7.3	6.8						



- [] Ranking at each section and finish
- .-.- No data available at this section
- NA No data available



Horse/Jockey Name	Applications
Final Rank	3
Fastest Section Time (Section)	0:11.44 (400m)
Top Speed [km/h] (Section)	64.1 (400m)
Race State	Finished



Doomben QLD Professional
Race 4: HAPPY EASTER FROM BRC BENCHMARK 85
 Handicap - 1640m

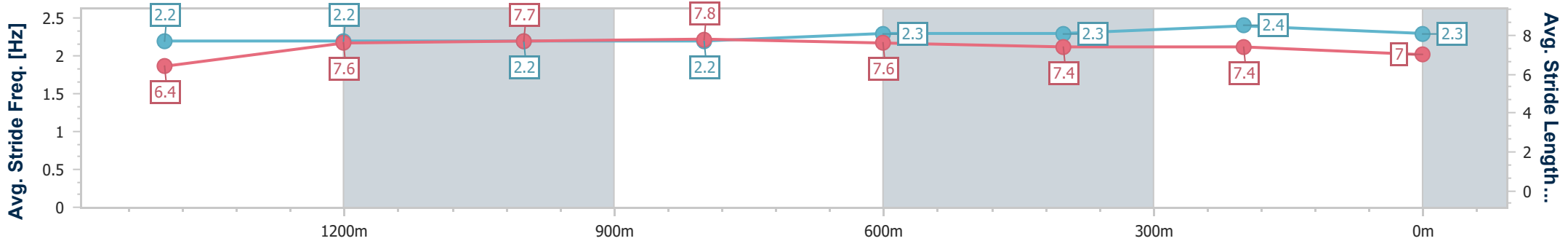
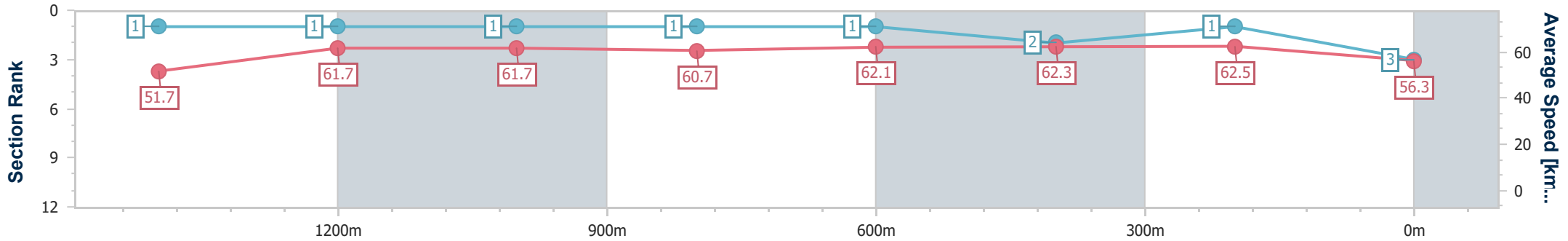
08 April 2023 - 13:33

Track Rating: Soft 7, Weather: Fine, Rail Position: +5.5m Entire Course



BRISBANE
RACING CLUB

Section	Overall	1400m	1200m	1000m	800m	600m	400m	200m
Section Times	1:39.15 [3] (0:16.69)	1:22.46 [1] (0:11.58)	1:10.88 [1] (0:11.67)	0:59.21 [1] (0:11.86)	0:47.35 [1] (0:11.60)	0:35.75 [1] (0:11.51)	0:24.24 [2] (0:11.44)	0:12.80 [1] (0:12.80)
Average Speed [km/h]	51.7	61.7	61.7	60.7	62.1	62.3	62.5	56.3
Top Speed [km/h]	61.9	62.4	62.7	61.8	63.3	63.9	64.1	60.2
Avg. Dist. to Rail [m]	0.7	1.1	0.2	0.2	0.3	0.8	2.5	2.0
Avg. Stride Freq. [Hz]	2.2	2.2	2.2	2.2	2.3	2.3	2.4	2.3
Avg. Stride Length [m]	6.4	7.6	7.7	7.8	7.6	7.4	7.4	7.0



- [] Ranking at each section and finish
- .-.- No data available at this section
- NA No data available



Horse/Jockey Name	Sneak Preview
Final Rank	4
Fastest Section Time (Section)	0:11.43 (600m)
Top Speed [km/h] (Section)	64.0 (600m)
Race State	Finished

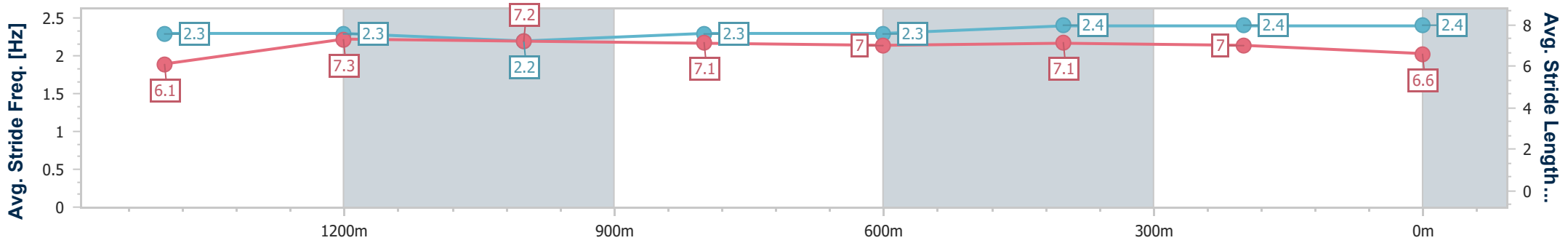
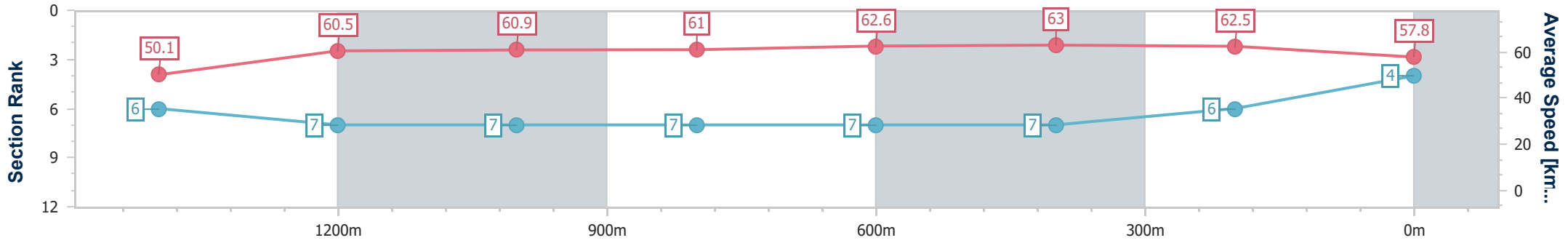


Doomben QLD Professional
Race 4: HAPPY EASTER FROM BRC BENCHMARK 85
 Handicap - 1640m
 08 April 2023 - 13:33
 Track Rating: Soft 7, Weather: Fine, Rail Position: +5.5m Entire Course



BRISBANE
RACING CLUB

Section	Overall	1400m	1200m	1000m	800m	600m	400m	200m						
Section Times	1:39.76 [4] (0:17.23)	1:22.53 [6] (0:11.89)	1:10.64 [7] (0:11.81)	0:58.83 [7] (0:11.86)	0:46.97 [7] (0:11.58)	0:35.39 [7] (0:11.43)	0:23.96 [7] (0:11.53)	0:12.43 [6] (0:12.43)						
Average Speed [km/h]	50.1	60.5	60.9	61.0	62.6	63.0	62.5	57.8						
Top Speed [km/h]	60.9	61.1	61.9	61.9	63.9	64.0	63.1	61.3						
Avg. Dist. to Rail [m]	1.0	0.4	1.5	1.6	1.2	0.5	2.0	4.8						
Avg. Stride Freq. [Hz]	2.3	2.3	2.2	2.3	2.3	2.4	2.4	2.4						
Avg. Stride Length [m]	6.1	7.3	7.2	7.1	7.0	7.1	7.0	6.6						



- [] Ranking at each section and finish
- .-.- No data available at this section
- NA No data available



Horse/Jockey Name	Matowatakpe
Final Rank	5
Fastest Section Time (Section)	0:11.46 (600m)
Top Speed [km/h] (Section)	63.9 (800m)
Race State	Finished

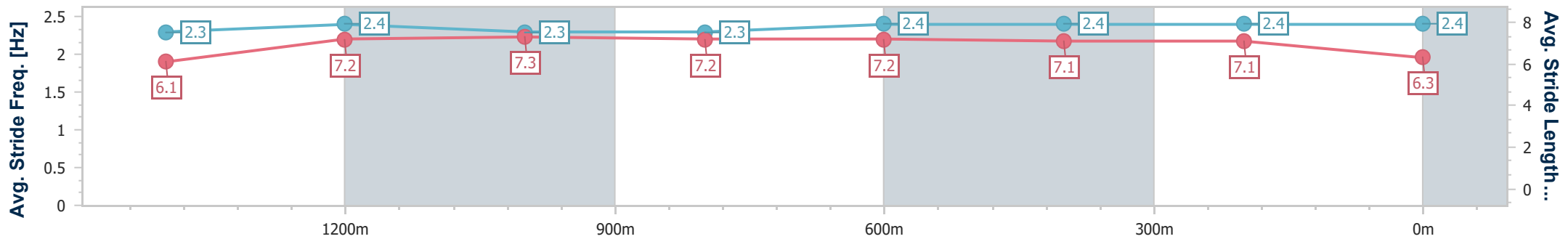
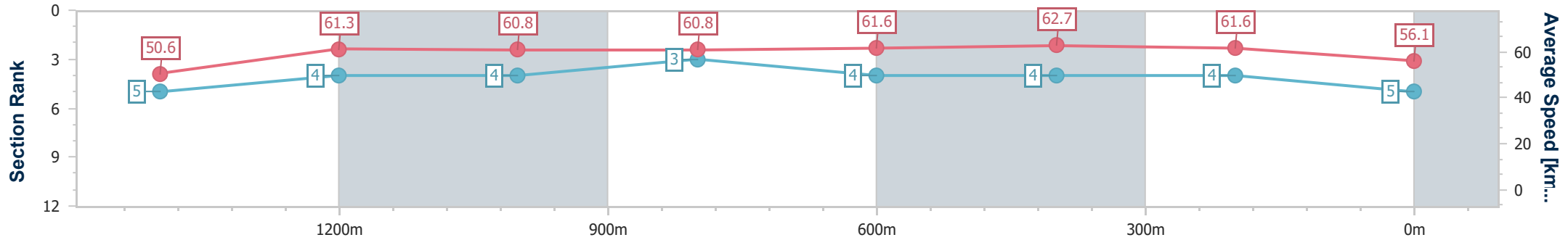


Doomben QLD Professional
Race 4: HAPPY EASTER FROM BRC BENCHMARK 85
 Handicap - 1640m
 08 April 2023 - 13:33
 Track Rating: Soft 7, Weather: Fine, Rail Position: +5.5m Entire Course



BRISBANE RACING CLUB

Section	Overall	1400m	1200m	1000m	800m	600m	400m	200m						
Section Times	1:39.89 [5] (0:17.06)	1:22.83 [5] (0:11.57)	1:11.26 [4] (0:11.82)	0:59.44 [4] (0:11.83)	0:47.61 [3] (0:11.65)	0:35.96 [4] (0:11.46)	0:24.50 [4] (0:11.68)	0:12.82 [4] (0:12.82)						
Average Speed [km/h]	50.6	61.3	60.8	60.8	61.6	62.7	61.6	56.1						
Top Speed [km/h]	61.4	62.6	61.4	61.5	63.9	63.7	62.4	59.6						
Avg. Dist. to Rail [m]	0.9	2.3	1.1	0.6	0.3	0.6	1.4	3.2						
Avg. Stride Freq. [Hz]	2.3	2.4	2.3	2.3	2.4	2.4	2.4	2.4						
Avg. Stride Length [m]	6.1	7.2	7.3	7.2	7.2	7.1	7.1	6.3						



- [] Ranking at each section and finish
- .-.- No data available at this section
- NA No data available



Horse/Jockey Name	Phaistos
Final Rank	6
Fastest Section Time (Section)	0:11.48 (600m)
Top Speed [km/h] (Section)	64.7 (600m)
Race State	Finished

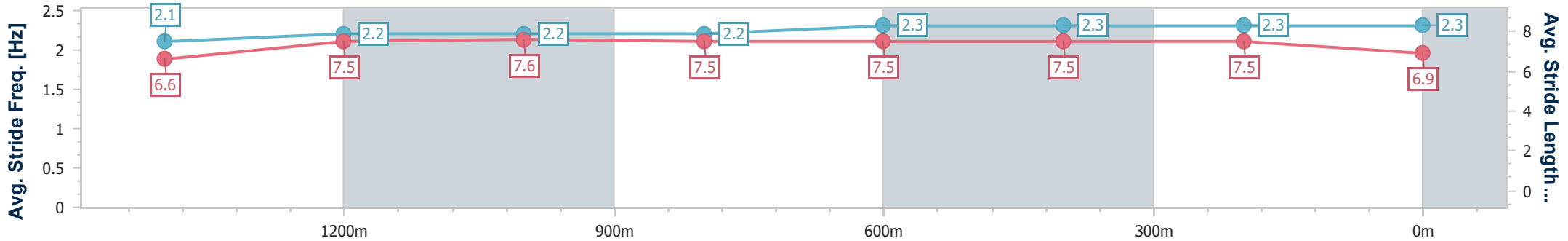
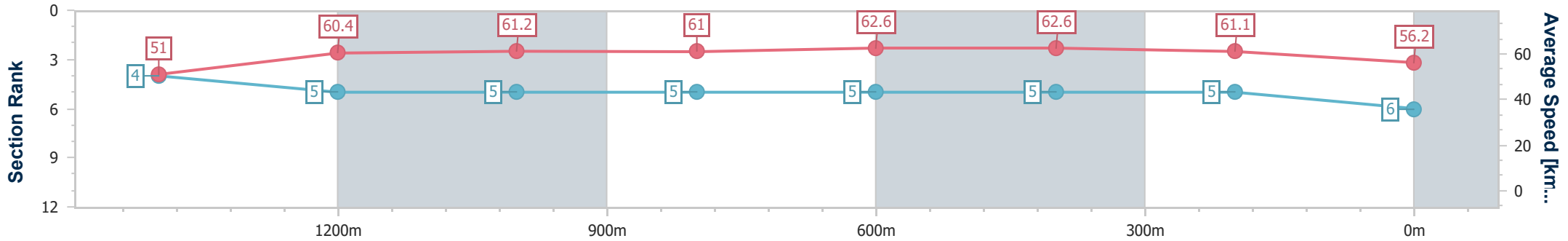


Doomben QLD Professional
Race 4: HAPPY EASTER FROM BRC BENCHMARK 85
 Handicap - 1640m
 08 April 2023 - 13:33
 Track Rating: Soft 7, Weather: Fine, Rail Position: +5.5m Entire Course



BRISBANE
RACING CLUB

Section	Overall	1400m	1200m	1000m	800m	600m	400m	200m						
Section Times	1:40.04 [6] (0:16.93)	1:23.11 [4] (0:11.94)	1:11.17 [5] (0:11.79)	0:59.38 [5] (0:11.81)	0:47.57 [5] (0:11.54)	0:36.03 [5] (0:11.48)	0:24.55 [5] (0:11.76)	0:12.79 [5] (0:12.79)						
Average Speed [km/h]	51.0	60.4	61.2	61.0	62.6	62.6	61.1	56.2						
Top Speed [km/h]	60.5	60.9	62.0	61.9	63.6	64.7	61.8	59.8						
Avg. Dist. to Rail [m]	1.5	0.3	1.1	0.9	0.5	0.4	1.2	3.0						
Avg. Stride Freq. [Hz]	2.1	2.2	2.2	2.2	2.3	2.3	2.3	2.3						
Avg. Stride Length [m]	6.6	7.5	7.6	7.5	7.5	7.5	7.5	6.9						



- [] Ranking at each section and finish
- .-.- No data available at this section
- NA No data available



Horse/Jockey Name	Red Wave
Final Rank	7
Fastest Section Time (Section)	0:11.49 (600m)
Top Speed [km/h] (Section)	63.1 (400m)
Race State	Finished

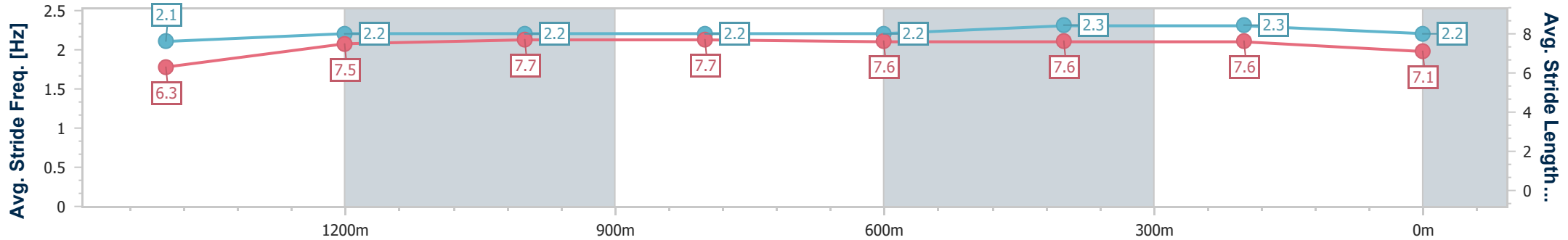
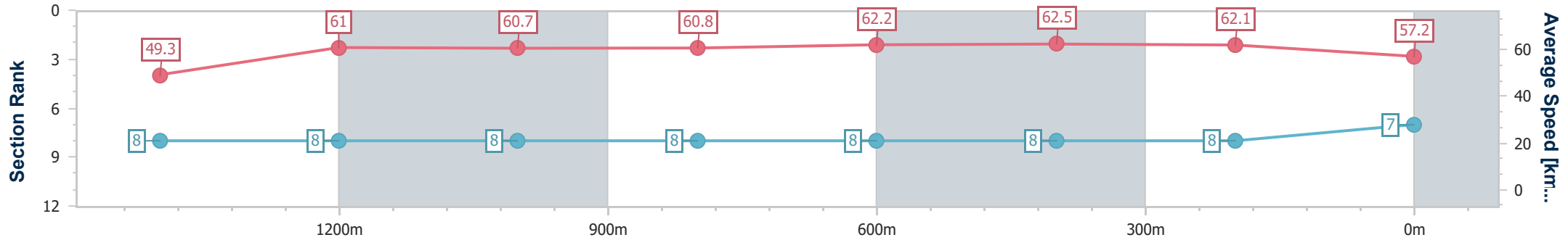


Doomben QLD Professional
Race 4: HAPPY EASTER FROM BRC BENCHMARK 85
 Handicap - 1640m
 08 April 2023 - 13:33
 Track Rating: Soft 7, Weather: Fine, Rail Position: +5.5m Entire Course



BRISBANE
RACING CLUB

Section	Overall	1400m	1200m	1000m	800m	600m	400m	200m						
Section Times	1:40.19 [7] (0:17.53)	1:22.66 [8] (0:11.73)	1:10.93 [8] (0:11.87)	0:59.06 [8] (0:11.84)	0:47.22 [8] (0:11.56)	0:35.66 [8] (0:11.49)	0:24.17 [8] (0:11.59)	0:12.58 [8] (0:12.58)						
Average Speed [km/h]	49.3	61.0	60.7	60.8	62.2	62.5	62.1	57.2						
Top Speed [km/h]	59.5	62.3	61.7	62.4	63.1	63.0	63.1	60.6						
Avg. Dist. to Rail [m]	2.6	1.2	0.4	0.2	0.1	0.5	2.2	5.7						
Avg. Stride Freq. [Hz]	2.1	2.2	2.2	2.2	2.2	2.3	2.3	2.2						
Avg. Stride Length [m]	6.3	7.5	7.7	7.7	7.6	7.6	7.6	7.1						



- [] Ranking at each section and finish
- .-.- No data available at this section
- NA No data available



Horse/Jockey Name	Sir Barnabus
Final Rank	8
Fastest Section Time (Section)	0:11.47 (600m)
Top Speed [km/h] (Section)	63.7 (600m)
Race State	Finished

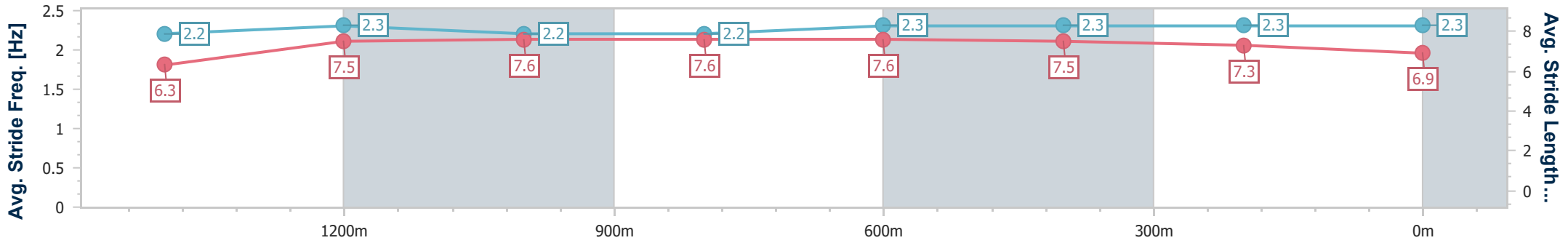
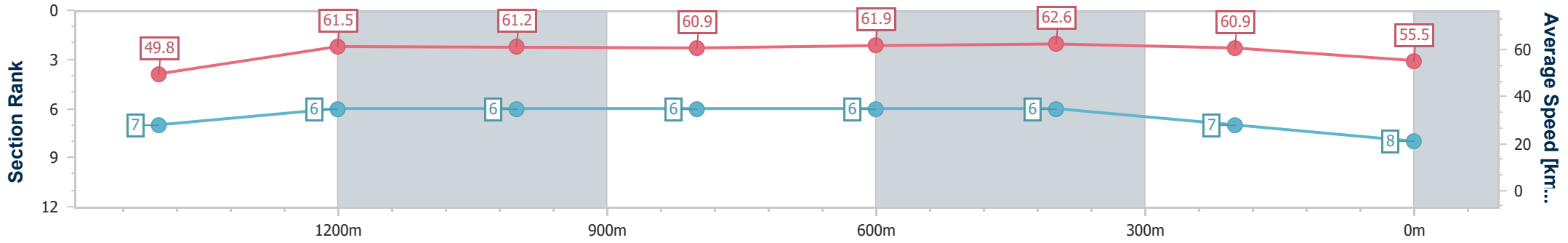


Doomben QLD Professional
Race 4: HAPPY EASTER FROM BRC BENCHMARK 85
 Handicap - 1640m
 08 April 2023 - 13:33
 Track Rating: Soft 7, Weather: Fine, Rail Position: +5.5m Entire Course



BRISBANE
RACING CLUB

Section	Overall	1400m	1200m	1000m	800m	600m	400m	200m						
Section Times	1:40.34 [8] (0:17.30)	1:23.04 [7] (0:11.63)	1:11.41 [6] (0:11.76)	0:59.65 [6] (0:11.83)	0:47.82 [6] (0:11.61)	0:36.21 [6] (0:11.47)	0:24.74 [6] (0:11.79)	0:12.95 [7] (0:12.95)						
Average Speed [km/h]	49.8	61.5	61.2	60.9	61.9	62.6	60.9	55.5						
Top Speed [km/h]	61.0	62.2	61.6	61.9	62.8	63.7	61.6	59.4						
Avg. Dist. to Rail [m]	0.9	1.2	0.2	0.3	0.3	0.7	1.4	1.6						
Avg. Stride Freq. [Hz]	2.2	2.3	2.2	2.2	2.3	2.3	2.3	2.3						
Avg. Stride Length [m]	6.3	7.5	7.6	7.6	7.6	7.5	7.3	6.9						



- [] Ranking at each section and finish
- .-.- No data available at this section
- NA No data available