



Doomben QLD Professional

Race 2: SKY RACING QTIS Three-Year-Old Handicap - 2040m

08 April 2023 - 12:26



BRISBANE
RACING CLUB

Track Rating: Heavy 8, Weather: Fine, Rail Position: +5.5m Entire Course

Section	Field Times	Overall	1800m	1600m	1400m	1200m	1000m	800m	Last 600m				
		2:08.68 (0:16.49)	1:52.19 (0:12.14)	1:40.05 (0:12.68)	1:27.37 (0:12.89)	1:14.48 (0:12.70)	1:01.78 (0:12.85)	0:48.93 (0:12.54)	0:36.39				
Rank	TAB Horse/Jockey	Barrier	Top Speed [km/h]	Fastest Section					Distance Travelled [m]				
1	3 COMPASS ROSE Angela Jones	7	64.4	0:11.68	2:08.68 [1] (0:16.73)	1:51.95 [2] (0:12.14)	1:39.81 [2] (0:12.74)	1:27.07 [2] (0:12.81)	1:14.26 [2] (0:12.84)	1:01.42 [2] (0:12.83)	0:48.59 [2] (0:12.27)	0:36.32	
2	9 AMALGAMATION Samantha Collett	4	63.4	0:11.78	2:09.50 [2] (0:17.47)	1:52.03 [6] (0:11.94)	1:40.09 [6] (0:12.65)	1:27.44 [6] (0:12.92)	1:14.52 [6] (0:12.75)	1:01.77 [6] (0:12.71)	0:49.06 [5] (0:12.36)	0:36.70	+5
3	2 COPPLESON James Orman	8	62.6	0:11.79	2:09.82 [3] (0:17.75)	1:52.07 [7] (0:11.97)	1:40.10 [7] (0:12.64)	1:27.46 [8] (0:12.85)	1:14.61 [8] (0:12.80)	1:01.81 [8] (0:12.62)	0:49.19 [8] (0:12.42)	0:36.77	+8
4	10 SADDLES Mark Du Plessis	3	63.5	0:11.82	2:10.20 [4] (0:16.93)	1:53.27 [3] (0:12.07)	1:41.20 [3] (0:12.68)	1:28.52 [3] (0:12.86)	1:15.66 [3] (0:12.72)	1:02.94 [3] (0:12.80)	0:50.14 [3] (0:12.47)	0:37.67	-2
5	4 ARTFUL GIRL Marnu Potgieter	1	62.4	0:11.97	2:10.21 [5] (0:17.34)	1:52.87 [5] (0:11.99)	1:40.88 [5] (0:12.70)	1:28.18 [5] (0:12.89)	1:15.29 [5] (0:12.77)	1:02.52 [5] (0:12.75)	0:49.77 [6] (0:12.52)	0:37.25	-1
6	8 SILVER GODDESS Ben Thompson	10	61.9	0:11.84	2:10.83 [6] (0:18.11)	1:52.72 [9] (0:11.84)	1:40.88 [9] (0:12.73)	1:28.15 [9] (0:12.84)	1:15.31 [9] (0:12.78)	1:02.53 [9] (0:12.24)	0:50.29 [7] (0:11.88)	0:38.41	+11
7	7 THINK D'ORO Anthony Allen	9	61.0	0:11.83	2:11.02 [7] (0:18.00)	1:53.02 [8] (0:11.83)	1:41.19 [8] (0:12.53)	1:28.66 [7] (0:12.85)	1:15.81 [7] (0:12.80)	1:03.01 [7] (0:12.69)	0:50.32 [9] (0:12.45)	0:37.87	+0
8	6 MISHANI KINGDOM Damien Thornton	5	62.4	0:11.93	2:11.05 [8] (0:17.11)	1:53.94 [4] (0:11.93)	1:42.01 [4] (0:12.72)	1:29.29 [4] (0:12.87)	1:16.42 [4] (0:12.70)	1:03.72 [4] (0:12.79)	0:50.93 [4] (0:12.21)	0:38.72	+6
9	5 MIGHTY JUDD Justin Stanley	6	64.2	0:11.92	2:11.57 [9] (0:16.49)	1:55.08 [1] (0:12.14)	1:42.94 [1] (0:12.68)	1:30.26 [1] (0:12.89)	1:17.37 [1] (0:12.70)	1:04.67 [1] (0:12.85)	0:51.82 [1] (0:12.54)	0:39.28	-1

Scratched: Mishani Spartan (#1)



Doomben QLD Professional

Race 2: SKY RACING QTIS Three-Year-Old Handicap - 2040m

08 April 2023 - 12:26



BRISBANE
RACING CLUB

Track Rating: Heavy 8, Weather: Fine, Rail Position: +5.5m Entire Course

Section					600m	400m	200m				Last 600m
Field Times					0:36.39 (0:11.88)	0:24.51 (0:11.68)	0:12.83 (0:12.83)				0:36.39
Rank	TAB	Horse/Jockey	Barrier	Top Speed [km/h]	Fastest Section	Margin			Distance Travelled [m]		
1	3	COMPASS ROSE Angela Jones	7	64.4 Overall	0:11.68 400m	0:36.32 [1] (0:11.81)	0:24.51 [1] (0:11.68)	0:12.83 [1] (0:12.83)	2:08.68		0:36.32
2	9	AMALGAMATION Samantha Collett	4	63.4 600m	0:11.78 600m	0:36.70 [6] (0:11.78)	0:24.92 [6] (0:12.07)	0:12.85 [3] (0:12.85)	4.78L		0:36.70 +5
3	2	COPPLESON James Orman	8	62.6 600m	0:11.79 600m	0:36.77 [8] (0:11.79)	0:24.98 [7] (0:11.99)	0:12.99 [6] (0:12.99)	6.69L		0:36.77 +8
4	10	SADDLES Mark Du Plessis	3	63.5 Overall	0:11.82 600m	0:37.67 [5] (0:11.82)	0:25.85 [4] (0:12.19)	0:13.66 [2] (0:13.66)	8.89L		0:37.67 -2
5	4	ARTFUL GIRL Marnu Potgieter	1	62.4 Overall	0:11.97 600m	0:37.25 [7] (0:11.97)	0:25.28 [8] (0:12.13)	0:13.15 [8] (0:13.15)	8.99L		0:37.25 -1
6	8	SILVER GODDESS Ben Thompson	10	61.9 800m	0:11.84 1800m	0:38.41 [4] (0:12.10)	0:26.31 [5] (0:12.47)	0:13.84 [7] (0:13.84)	12.61L		0:38.41 +11
7	7	THINK D'ORO Anthony Allen	9	61.0 600m	0:11.83 1800m	0:37.87 [9] (0:12.02)	0:25.85 [9] (0:12.35)	0:13.50 [9] (0:13.50)	13.72L		0:37.87 +0
8	6	MISHANI KINGDOM Damien Thornton	5	62.4 Overall	0:11.93 1800m	0:38.72 [3] (0:11.96)	0:26.76 [3] (0:12.45)	0:14.31 [5] (0:14.31)	13.94L		0:38.72 +6
9	5	MIGHTY JUDD Justin Stanley	6	64.2 Overall	0:11.92 600m	0:39.28 [2] (0:11.92)	0:27.36 [2] (0:12.45)	0:14.91 [4] (0:14.91)	16.95L		0:39.28 -1

Scratched: Mishani Spartan (#1)



Horse/Jockey Name	Compass Rose
Final Rank	1
Fastest Section Time (Section)	0:11.68 (400m)
Top Speed [km/h] (Section)	64.4 (Overall)
Race State	Finished



Doomben QLD Professional



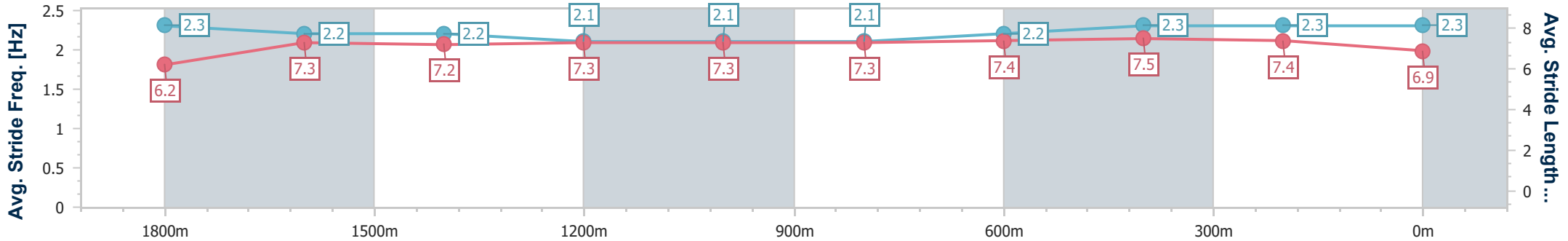
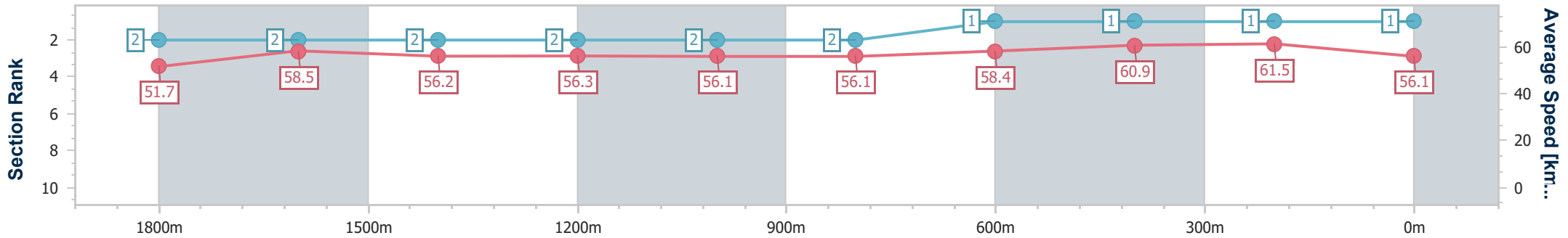
Race 2: SKY RACING QTIS Three-Year-Old Handicap - 2040m

08 April 2023 - 12:26

Track Rating: Heavy 8, Weather: Fine, Rail Position: +5.5m Entire Course

BRISBANE RACING CLUB

Section	Overall	1800m	1600m	1400m	1200m	1000m	800m	600m	400m	200m
Section Times	2:08.68 [1] (0:16.73)	1:51.95 [2] (0:12.14)	1:39.81 [2] (0:12.74)	1:27.07 [2] (0:12.81)	1:14.26 [2] (0:12.84)	1:01.42 [2] (0:12.83)	0:48.59 [2] (0:12.27)	0:36.32 [1] (0:11.81)	0:24.51 [1] (0:11.68)	0:12.83 [1] (0:12.83)
Average Speed [km/h]	51.7	58.5	56.2	56.3	56.1	56.1	58.4	60.9	61.5	56.1
Top Speed [km/h]	64.4	62.4	58.2	57.4	57.5	57.5	62.4	62.3	62.6	59.3
Avg. Dist. to Rail [m]	3.4	2.0	1.3	0.6	1.4	0.6	0.9	0.3	0.4	0.7
Avg. Stride Freq. [Hz]	2.3	2.2	2.2	2.1	2.1	2.1	2.2	2.3	2.3	2.3
Avg. Stride Length [m]	6.2	7.3	7.2	7.3	7.3	7.3	7.4	7.5	7.4	6.9



- [] Ranking at each section and finish
- .-.- No data available at this section
- NA No data available



Horse/Jockey Name	Amalgamation
Final Rank	2
Fastest Section Time (Section)	0:11.78 (600m)
Top Speed [km/h] (Section)	63.4 (600m)
Race State	Finished



Doomben QLD Professional



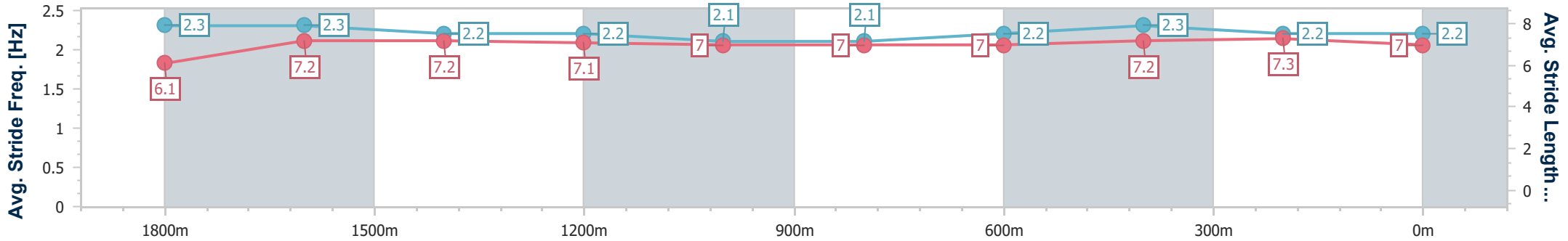
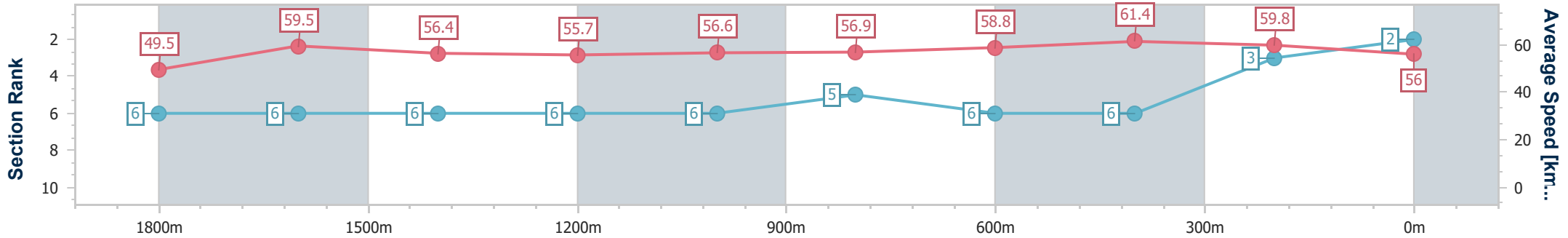
Race 2: SKY RACING QTIS Three-Year-Old Handicap - 2040m

08 April 2023 - 12:26

Track Rating: Heavy 8, Weather: Fine, Rail Position: +5.5m Entire Course

BRISBANE RACING CLUB

Section	Overall	1800m	1600m	1400m	1200m	1000m	800m	600m	400m	200m
Section Times	2:09.50 [2] (0:17.47)	1:52.03 [6] (0:11.94)	1:40.09 [6] (0:12.65)	1:27.44 [6] (0:12.92)	1:14.52 [6] (0:12.75)	1:01.77 [6] (0:12.71)	0:49.06 [5] (0:12.36)	0:36.70 [6] (0:11.78)	0:24.92 [6] (0:12.07)	0:12.85 [3] (0:12.85)
Average Speed [km/h]	49.5	59.5	56.4	55.7	56.6	56.9	58.8	61.4	59.8	56.0
Top Speed [km/h]	62.0	62.0	57.5	57.1	58.6	59.5	61.5	63.4	60.4	58.5
Avg. Dist. to Rail [m]	1.7	2.0	1.8	0.7	1.2	1.4	1.7	1.1	1.6	3.6
Avg. Stride Freq. [Hz]	2.3	2.3	2.2	2.2	2.1	2.1	2.2	2.3	2.2	2.2
Avg. Stride Length [m]	6.1	7.2	7.2	7.1	7.0	7.0	7.0	7.2	7.3	7.0



- [] Ranking at each section and finish
- .-.- No data available at this section
- NA No data available



Horse/Jockey Name	Coppleson
Final Rank	3
Fastest Section Time (Section)	0:11.79 (600m)
Top Speed [km/h] (Section)	62.6 (600m)
Race State	Finished



Doomben QLD Professional

Race 2: SKY RACING QTIS Three-Year-Old Handicap - 2040m

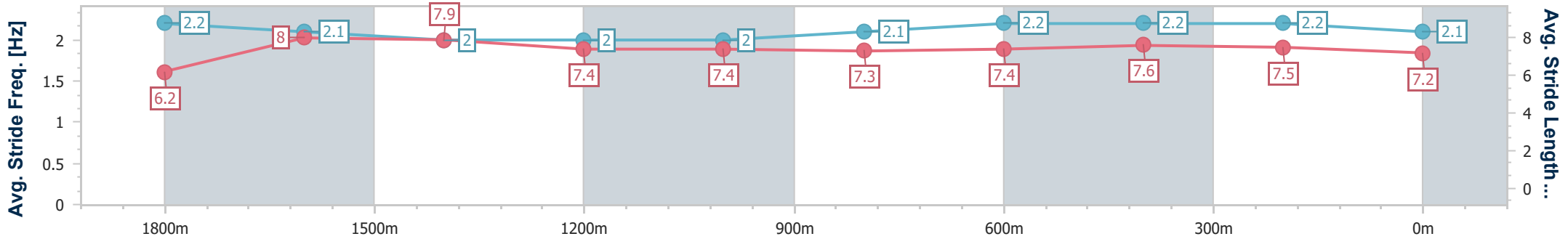
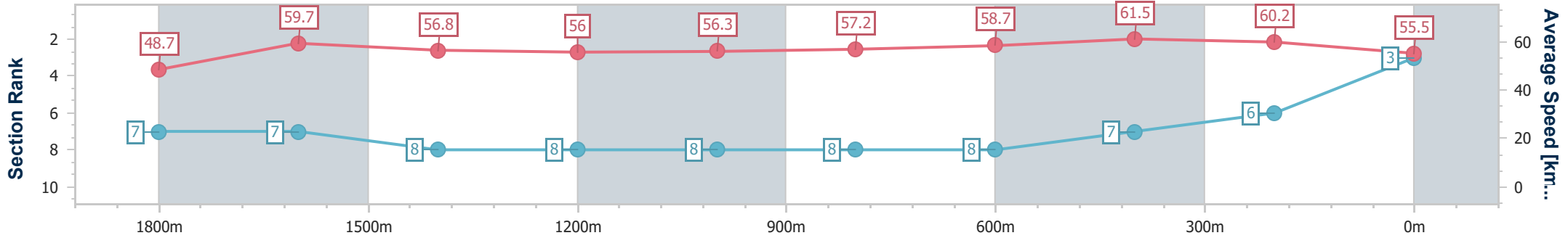
08 April 2023 - 12:26

Track Rating: Heavy 8, Weather: Fine, Rail Position: +5.5m Entire Course



BRISBANE RACING CLUB

Section	Overall	1800m	1600m	1400m	1200m	1000m	800m	600m	400m	200m
Section Times	2:09.82 [3] (0:17.75)	1:52.07 [7] (0:11.97)	1:40.10 [7] (0:12.64)	1:27.46 [8] (0:12.85)	1:14.61 [8] (0:12.80)	1:01.81 [8] (0:12.62)	0:49.19 [8] (0:12.42)	0:36.77 [8] (0:11.79)	0:24.98 [7] (0:11.99)	0:12.99 [6] (0:12.99)
Average Speed [km/h]	48.7	59.7	56.8	56.0	56.3	57.2	58.7	61.5	60.2	55.5
Top Speed [km/h]	61.9	61.9	58.5	56.8	57.7	59.3	61.9	62.6	61.5	59.0
Avg. Dist. to Rail [m]	3.0	1.0	0.8	0.2	1.0	1.5	2.2	1.3	3.2	4.7
Avg. Stride Freq. [Hz]	2.2	2.1	2.0	2.0	2.0	2.1	2.2	2.2	2.2	2.1
Avg. Stride Length [m]	6.2	8.0	7.9	7.4	7.4	7.3	7.4	7.6	7.5	7.2



- [] Ranking at each section and finish
- .-.- No data available at this section
- NA No data available



Horse/Jockey Name	Saddles
Final Rank	4
Fastest Section Time (Section)	0:11.82 (600m)
Top Speed [km/h] (Section)	63.5 (Overall)
Race State	Finished



Doomben QLD Professional

Race 2: SKY RACING QTIS Three-Year-Old Handicap - 2040m

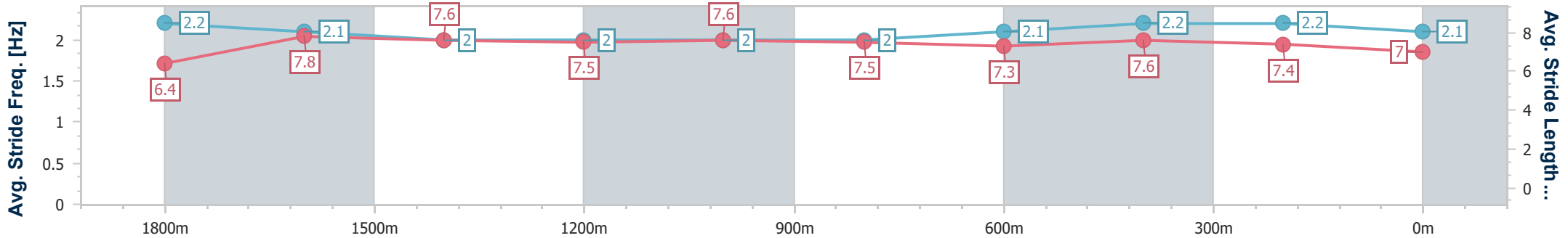
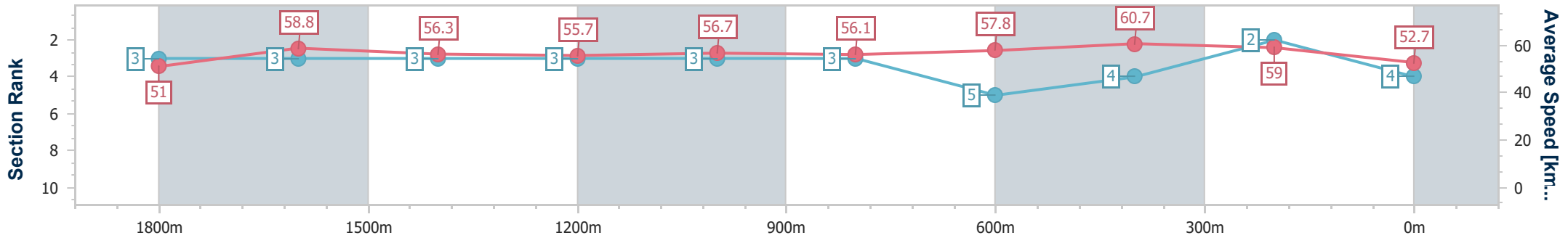
08 April 2023 - 12:26

Track Rating: Heavy 8, Weather: Fine, Rail Position: +5.5m Entire Course



BRISBANE RACING CLUB

Section	Overall	1800m	1600m	1400m	1200m	1000m	800m	600m	400m	200m
Section Times	2:10.20 [4] (0:16.93)	1:53.27 [3] (0:12.07)	1:41.20 [3] (0:12.68)	1:28.52 [3] (0:12.86)	1:15.66 [3] (0:12.72)	1:02.94 [3] (0:12.80)	0:50.14 [3] (0:12.47)	0:37.67 [5] (0:11.82)	0:25.85 [4] (0:12.19)	0:13.66 [2] (0:13.66)
Average Speed [km/h]	51.0	58.8	56.3	55.7	56.7	56.1	57.8	60.7	59.0	52.7
Top Speed [km/h]	63.5	62.9	56.6	56.3	58.9	59.1	60.7	61.6	60.5	55.1
Avg. Dist. to Rail [m]	2.4	2.4	1.8	0.9	0.3	0.2	0.1	0.6	0.7	0.8
Avg. Stride Freq. [Hz]	2.2	2.1	2.0	2.0	2.0	2.0	2.1	2.2	2.2	2.1
Avg. Stride Length [m]	6.4	7.8	7.6	7.5	7.6	7.5	7.3	7.6	7.4	7.0



- [] Ranking at each section and finish
- .-.- No data available at this section
- NA No data available



Horse/Jockey Name	Artful Girl
Final Rank	5
Fastest Section Time (Section)	0:11.97 (600m)
Top Speed [km/h] (Section)	62.4 (Overall)
Race State	Finished



Doomben QLD Professional

Race 2: SKY RACING QTIS Three-Year-Old Handicap - 2040m

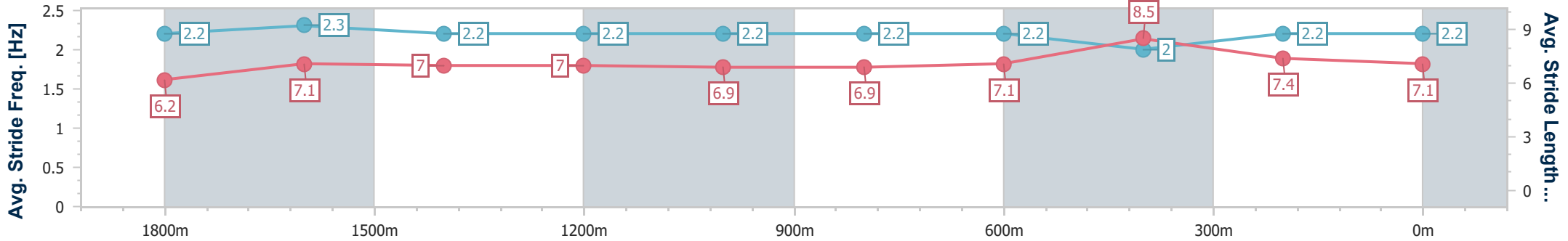
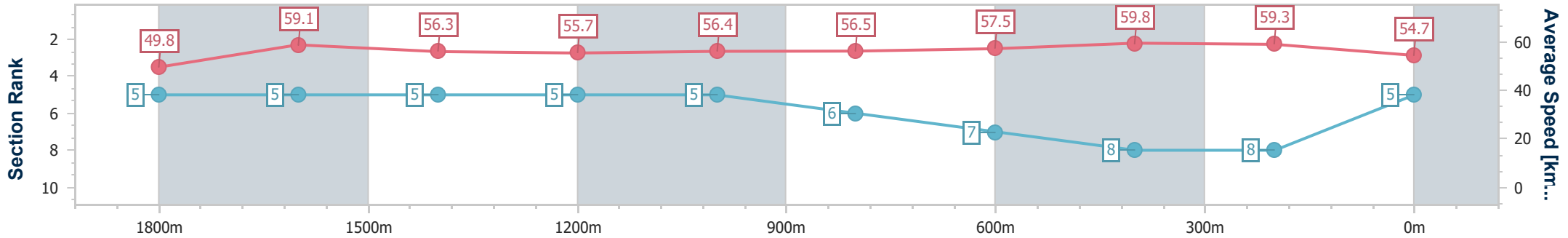
08 April 2023 - 12:26

Track Rating: Heavy 8, Weather: Fine, Rail Position: +5.5m Entire Course



BRISBANE RACING CLUB

Section	Overall	1800m	1600m	1400m	1200m	1000m	800m	600m	400m	200m
Section Times	2:10.21 [5] (0:17.34)	1:52.87 [5] (0:11.99)	1:40.88 [5] (0:12.70)	1:28.18 [5] (0:12.89)	1:15.29 [5] (0:12.77)	1:02.52 [5] (0:12.75)	0:49.77 [6] (0:12.52)	0:37.25 [7] (0:11.97)	0:25.28 [8] (0:12.13)	0:13.15 [8] (0:13.15)
Average Speed [km/h]	49.8	59.1	56.3	55.7	56.4	56.5	57.5	59.8	59.3	54.7
Top Speed [km/h]	62.4	61.0	57.4	56.6	57.8	59.3	59.4	61.0	60.6	57.3
Avg. Dist. to Rail [m]	2.4	2.6	1.6	0.5	0.1	0.3	0.2	0.6	0.9	0.6
Avg. Stride Freq. [Hz]	2.2	2.3	2.2	2.2	2.2	2.2	2.2	2.0	2.2	2.2
Avg. Stride Length [m]	6.2	7.1	7.0	7.0	6.9	6.9	7.1	8.5	7.4	7.1



- [] Ranking at each section and finish
- .-.- No data available at this section
- NA No data available



Horse/Jockey Name	Silver Goddess
Final Rank	6
Fastest Section Time (Section)	0:11.84 (1800m)
Top Speed [km/h] (Section)	61.9 (800m)
Race State	Finished



Doomben QLD Professional

Race 2: SKY RACING QTIS Three-Year-Old Handicap - 2040m

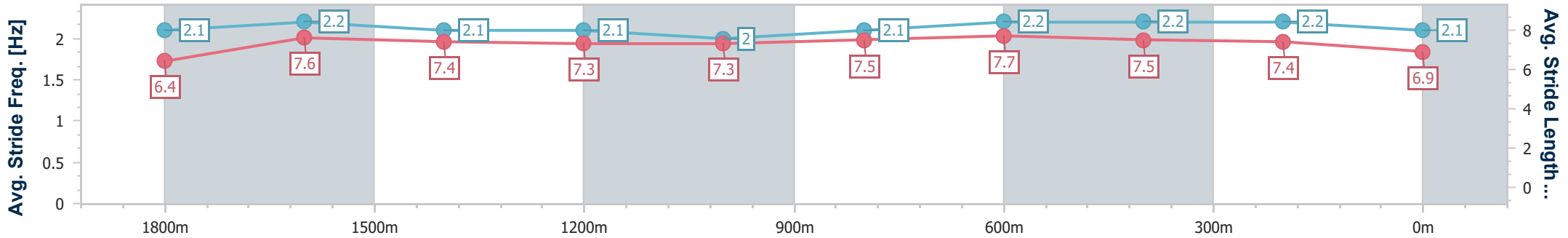
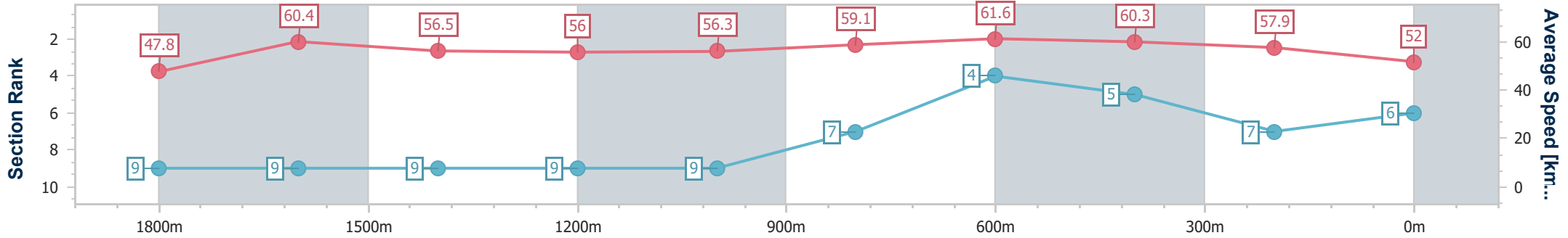
08 April 2023 - 12:26

Track Rating: Heavy 8, Weather: Fine, Rail Position: +5.5m Entire Course



BRISBANE RACING CLUB

Section	Overall	1800m	1600m	1400m	1200m	1000m	800m	600m	400m	200m
Section Times	2:10.83 [6] (0:18.11)	1:52.72 [9] (0:11.84)	1:40.88 [9] (0:12.73)	1:28.15 [9] (0:12.84)	1:15.31 [9] (0:12.78)	1:02.53 [9] (0:12.24)	0:50.29 [7] (0:11.88)	0:38.41 [4] (0:12.10)	0:26.31 [5] (0:12.47)	0:13.84 [7] (0:13.84)
Average Speed [km/h]	47.8	60.4	56.5	56.0	56.3	59.1	61.6	60.3	57.9	52.0
Top Speed [km/h]	60.4	61.4	59.0	56.8	58.3	61.1	61.9	61.9	59.7	55.5
Avg. Dist. to Rail [m]	4.7	1.1	0.7	0.4	1.1	1.5	3.2	2.6	2.7	3.7
Avg. Stride Freq. [Hz]	2.1	2.2	2.1	2.1	2.0	2.1	2.2	2.2	2.2	2.1
Avg. Stride Length [m]	6.4	7.6	7.4	7.3	7.3	7.5	7.7	7.5	7.4	6.9



- [] Ranking at each section and finish
- .-.- No data available at this section
- NA No data available



Horse/Jockey Name	Think D'oro
Final Rank	7
Fastest Section Time (Section)	0:11.83 (1800m)
Top Speed [km/h] (Section)	61.0 (600m)
Race State	Finished



Doomben QLD Professional



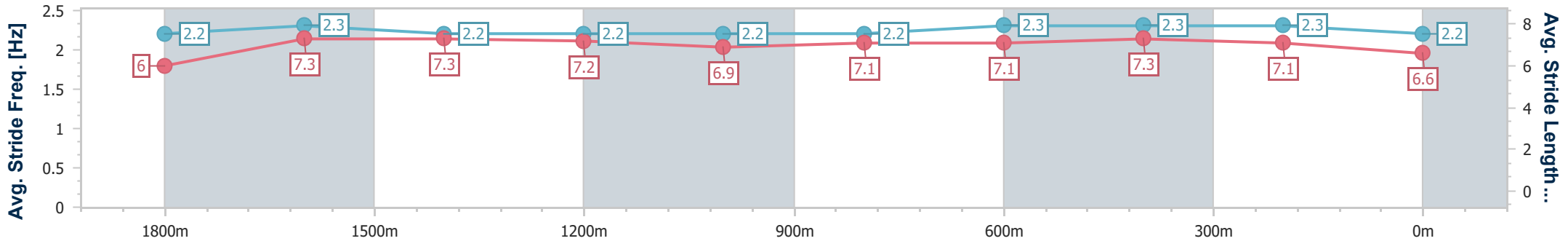
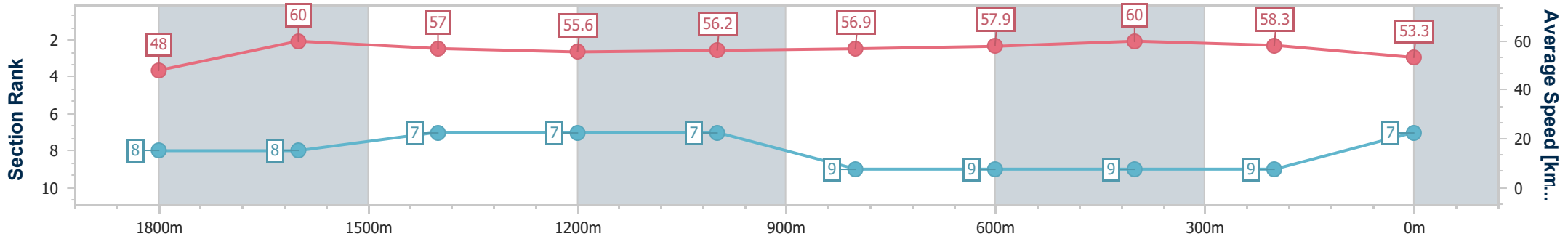
Race 2: SKY RACING QTIS Three-Year-Old Handicap - 2040m

08 April 2023 - 12:26

Track Rating: Heavy 8, Weather: Fine, Rail Position: +5.5m Entire Course

BRISBANE RACING CLUB

Section	Overall	1800m	1600m	1400m	1200m	1000m	800m	600m	400m	200m
Section Times	2:11.02 [7] (0:18.00)	1:53.02 [8] (0:11.83)	1:41.19 [8] (0:12.53)	1:28.66 [7] (0:12.85)	1:15.81 [7] (0:12.80)	1:03.01 [7] (0:12.69)	0:50.32 [9] (0:12.45)	0:37.87 [9] (0:12.02)	0:25.85 [9] (0:12.35)	0:13.50 [9] (0:13.50)
Average Speed [km/h]	48.0	60.0	57.0	55.6	56.2	56.9	57.9	60.0	58.3	53.3
Top Speed [km/h]	59.8	60.7	58.8	56.7	57.6	59.5	60.7	61.0	59.3	56.1
Avg. Dist. to Rail [m]	3.7	2.2	2.1	1.0	0.3	0.4	0.4	0.3	1.0	0.6
Avg. Stride Freq. [Hz]	2.2	2.3	2.2	2.2	2.2	2.2	2.3	2.3	2.3	2.2
Avg. Stride Length [m]	6.0	7.3	7.3	7.2	6.9	7.1	7.1	7.3	7.1	6.6



- [] Ranking at each section and finish
- .-.- No data available at this section
- NA No data available



Horse/Jockey Name	Mishani Kingdom
Final Rank	8
Fastest Section Time (Section)	0:11.93 (1800m)
Top Speed [km/h] (Section)	62.4 (Overall)
Race State	Finished



Doomben QLD Professional

Race 2: SKY RACING QTIS Three-Year-Old Handicap - 2040m

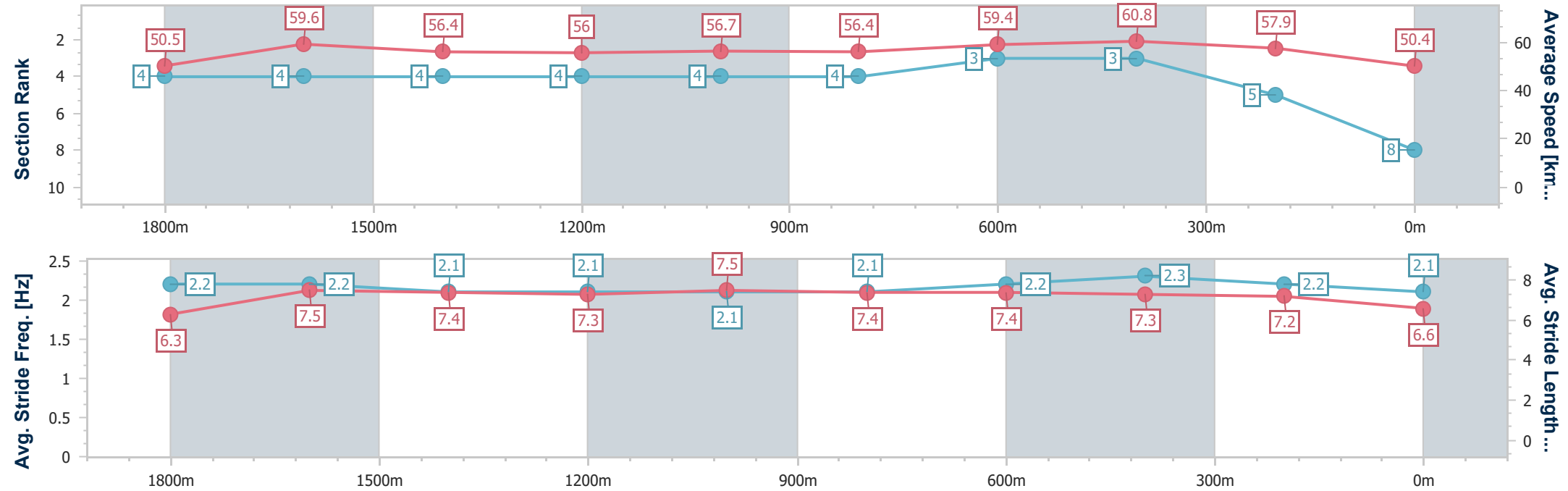
08 April 2023 - 12:26

Track Rating: Heavy 8, Weather: Fine, Rail Position: +5.5m Entire Course



BRISBANE RACING CLUB

Section	Overall	1800m	1600m	1400m	1200m	1000m	800m	600m	400m	200m
Section Times	2:11.05 [8] (0:17.11)	1:53.94 [4] (0:11.93)	1:42.01 [4] (0:12.72)	1:29.29 [4] (0:12.87)	1:16.42 [4] (0:12.70)	1:03.72 [4] (0:12.79)	0:50.93 [4] (0:12.21)	0:38.72 [3] (0:11.96)	0:26.76 [3] (0:12.45)	0:14.31 [5] (0:14.31)
Average Speed [km/h]	50.5	59.6	56.4	56.0	56.7	56.4	59.4	60.8	57.9	50.4
Top Speed [km/h]	62.4	62.4	57.3	56.6	59.0	59.0	62.3	62.4	59.5	55.0
Avg. Dist. to Rail [m]	2.1	2.0	1.0	0.3	0.8	0.7	1.2	1.8	1.6	2.3
Avg. Stride Freq. [Hz]	2.2	2.2	2.1	2.1	2.1	2.1	2.2	2.3	2.2	2.1
Avg. Stride Length [m]	6.3	7.5	7.4	7.3	7.5	7.4	7.4	7.3	7.2	6.6



- [] Ranking at each section and finish
- .-.- No data available at this section
- NA No data available



Horse/Jockey Name	Mighty Judd
Final Rank	9
Fastest Section Time (Section)	0:11.92 (600m)
Top Speed [km/h] (Section)	64.2 (Overall)
Race State	Finished



Doomben QLD Professional



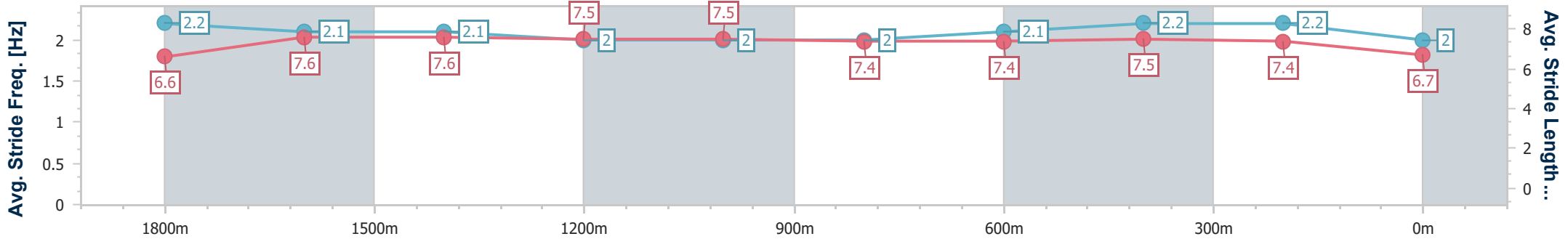
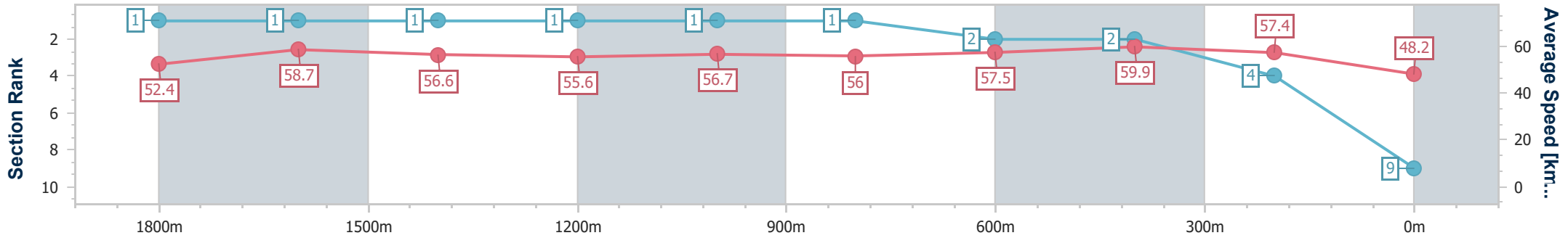
Race 2: SKY RACING QTIS Three-Year-Old Handicap - 2040m

08 April 2023 - 12:26

Track Rating: Heavy 8, Weather: Fine, Rail Position: +5.5m Entire Course

BRISBANE RACING CLUB

Section	Overall	1800m	1600m	1400m	1200m	1000m	800m	600m	400m	200m
Section Times	2:11.57 [9] (0:16.49)	1:55.08 [1] (0:12.14)	1:42.94 [1] (0:12.68)	1:30.26 [1] (0:12.89)	1:17.37 [1] (0:12.70)	1:04.67 [1] (0:12.85)	0:51.82 [1] (0:12.54)	0:39.28 [2] (0:11.92)	0:27.36 [2] (0:12.45)	0:14.91 [4] (0:14.91)
Average Speed [km/h]	52.4	58.7	56.6	55.6	56.7	56.0	57.5	59.9	57.4	48.2
Top Speed [km/h]	64.2	62.4	57.0	56.7	57.7	57.1	61.2	61.2	59.2	53.9
Avg. Dist. to Rail [m]	2.7	1.5	0.8	0.4	0.3	0.2	0.2	1.4	2.8	2.3
Avg. Stride Freq. [Hz]	2.2	2.1	2.1	2.0	2.0	2.0	2.1	2.2	2.2	2.0
Avg. Stride Length [m]	6.6	7.6	7.6	7.5	7.5	7.4	7.4	7.5	7.4	6.7



- [] Ranking at each section and finish
- .-.- No data available at this section
- NA No data available