



Toowoomba QLD Professional
Race 5: 1EQUINE - FOR THE EQUINE ATHLETE QTIS Three-Year-Old
BENCHMARK 62 Handicap - 1200m
06 April 2023 - 19:45



Track Rating: Good 4, Weather: Fine, Rail Position: +3m Entire

Section		Overall	1000m	800m	600m	400m	200m	Last 600m					
Field Times		1:13.84 (0:13.79)	1:00.05 (0:11.08)	0:48.97 (0:11.78)	0:37.19 (0:12.14)	0:25.05 (0:12.36)	0:12.69 (0:12.69)	0:37.19					
Rank	TAB Horse/Jockey	Barrier	Top Speed [km/h]	Fastest Section						Margin	Distance Travelled [m]		
1	6 PREPOTENT Gary Geran	10	67.5 1000m	0:11.17 1000m	1:13.84 [1] (0:14.32)	0:59.52 [9] (0:11.17)	0:48.35 [9] (0:11.89)	0:36.46 [10] (0:12.19)	0:24.27 [9] (0:12.05)	0:12.22 [5] (0:12.22)	1:13.84	0:36.46	
2	5 ALFA LILY Matthew McGillivray	2	66.5 Overall	0:11.21 1000m	1:13.87 [2] (0:13.90)	0:59.97 [4] (0:11.21)	0:48.76 [4] (0:11.78)	0:36.98 [6] (0:12.06)	0:24.92 [3] (0:12.33)	0:12.59 [4] (0:12.59)	0.2L	0:36.98	-5
3	8 MISHANI MISTRESS Montanna Savva	9	69.4 1000m	0:11.08 1000m	1:13.89 [3] (0:13.79)	1:00.10 [1] (0:11.08)	0:49.02 [1] (0:11.78)	0:37.24 [1] (0:12.14)	0:25.10 [1] (0:12.36)	0:12.74 [1] (0:12.74)	0.4L	0:37.24	-8
4	1 RECANATI Shannon Apthorpe	5	67.3 1000m	0:11.17 1000m	1:14.02 [4] (0:14.10)	0:59.92 [6] (0:11.17)	0:48.75 [7] (0:11.92)	0:36.83 [8] (0:12.19)	0:24.64 [7] (0:12.15)	0:12.49 [6] (0:12.49)	0.9L	0:36.83	-5
5	3 TEQUILA DANCER Samantha Collett	1	67.8 Overall	0:11.04 1000m	1:14.17 [5] (0:14.13)	1:00.04 [8] (0:11.04)	0:49.00 [5] (0:11.70)	0:37.30 [4] (0:12.20)	0:25.10 [5] (0:12.24)	0:12.86 [3] (0:12.86)	1.7L	0:37.30	-10
6	9 CANDY CLOUDS Ben Thompson	7	67.0 Overall	0:11.23 1000m	1:14.30 [6] (0:14.14)	1:00.16 [7] (0:11.23)	0:48.93 [8] (0:11.77)	0:37.16 [7] (0:12.21)	0:24.95 [6] (0:12.41)	0:12.54 [8] (0:12.54)	2.5L	0:37.16	-3
7	10 MY MOSES Alisha Donald	4	68.3 1000m	0:11.04 1000m	1:14.52 [7] (0:14.60)	0:59.92 [10] (0:11.04)	0:48.88 [10] (0:11.57)	0:37.31 [9] (0:12.31)	0:25.00 [10] (0:12.14)	0:12.86 [7] (0:12.86)	3.8L	0:37.31	-8
8	7 CLEARLY GEORGE Micheal Hellyer	3	68.7 1000m	0:11.06 1000m	1:14.58 [8] (0:13.88)	1:00.70 [2] (0:11.06)	0:49.64 [2] (0:11.80)	0:37.84 [2] (0:12.16)	0:25.68 [2] (0:12.44)	0:13.24 [2] (0:13.24)	4L	0:37.84	-3
9	2 SUPER ZAMBONI Dale Smith	6	67.6 1000m	0:11.03 1000m	1:15.92 [9] (0:13.91)	1:02.01 [3] (0:11.03)	0:50.98 [3] (0:11.81)	0:39.17 [3] (0:12.34)	0:26.83 [4] (0:12.86)	0:13.97 [9] (0:13.97)	11.8L	0:39.17	-2
10	4 EARLSTON Jai Williams	8	67.6 1000m	0:11.13 1000m	1:16.31 [10] (0:14.03)	1:02.28 [5] (0:11.13)	0:51.15 [6] (0:11.65)	0:39.50 [5] (0:12.45)	0:27.05 [8] (0:13.16)	0:13.89 [10] (0:13.89)	14.1L	0:39.50	+1



Horse/Jockey Name	Prepotent
Final Rank	1
Fastest Section Time (Section)	0:11.17 (1000m)
Top Speed [km/h] (Section)	67.5 (1000m)
Race State	Finished



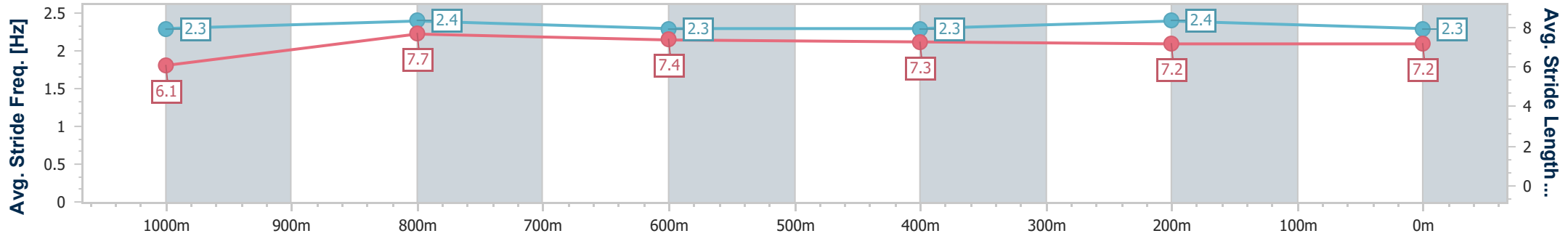
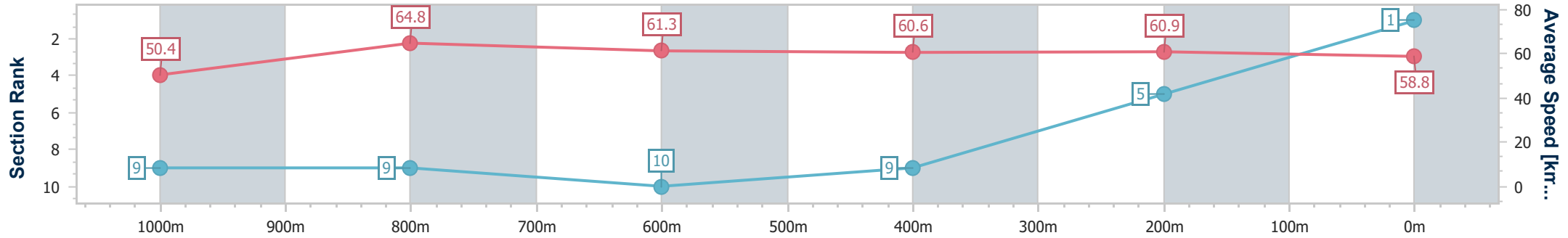
Toowoomba QLD Professional
 Race 5: 1EQUINE - FOR THE EQUINE ATHLETE QTIS Three-Year-Old BENCHMARK 62 Handicap - 1200m



06 April 2023 - 19:45

Track Rating: Good 4, Weather: Fine, Rail Position: +3m Entire

Section	Overall	1000m	800m	600m	400m	200m
Section Times	1:13.84 [1] (0:14.32)	0:59.52 [9] (0:11.17)	0:48.35 [9] (0:11.89)	0:36.46 [10] (0:12.19)	0:24.27 [9] (0:12.05)	0:12.22 [5] (0:12.22)
Average Speed [km/h]	50.4	64.8	61.3	60.6	60.9	58.8
Top Speed [km/h]	66.7	67.5	63.8	61.7	61.8	60.4
Avg. Dist. to Rail [m]	8.4	1.2	3.9	4.6	4.7	3.3
Avg. Stride Freq. [Hz]	2.3	2.4	2.3	2.3	2.4	2.3
Avg. Stride Length [m]	6.1	7.7	7.4	7.3	7.2	7.2



- [] Ranking at each section and finish
- .-.- No data available at this section
- NA No data available



Horse/Jockey Name	Alfa Lily
Final Rank	2
Fastest Section Time (Section)	0:11.21 (1000m)
Top Speed [km/h] (Section)	66.5 (Overall)
Race State	Finished



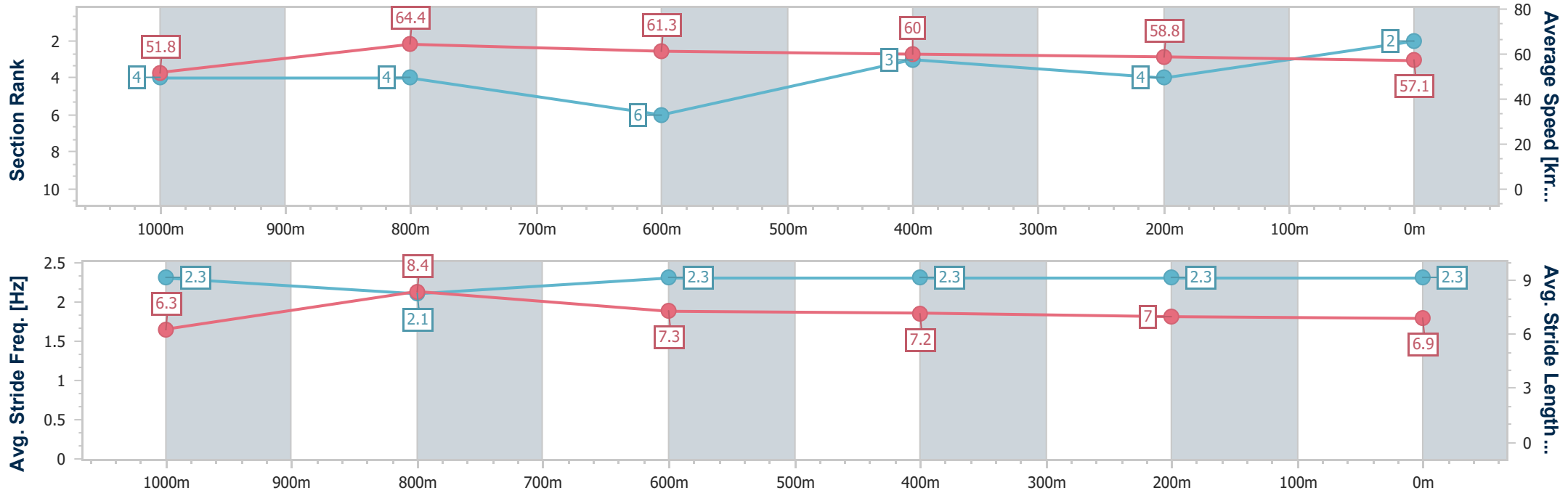
Toowoomba QLD Professional
 Race 5: 1EQUINE - FOR THE EQUINE ATHLETE QTIS Three-
 Year-Old BENCHMARK 62 Handicap - 1200m



06 April 2023 - 19:45

Track Rating: Good 4, Weather: Fine, Rail Position: +3m Entire

Section	Overall	1000m	800m	600m	400m	200m
Section Times	1:13.87 [2] (0:13.90)	0:59.97 [4] (0:11.21)	0:48.76 [4] (0:11.78)	0:36.98 [6] (0:12.06)	0:24.92 [3] (0:12.33)	0:12.59 [4] (0:12.59)
Average Speed [km/h]	51.8	64.4	61.3	60.0	58.8	57.1
Top Speed [km/h]	66.5	66.1	63.0	61.3	59.8	58.6
Avg. Dist. to Rail [m]	1.5	0.9	1.3	1.3	1.9	2.8
Avg. Stride Freq. [Hz]	2.3	2.1	2.3	2.3	2.3	2.3
Avg. Stride Length [m]	6.3	8.4	7.3	7.2	7.0	6.9



- [] Ranking at each section and finish
- .-.- No data available at this section
- NA No data available



Horse/Jockey Name	Mishani Mistress
Final Rank	3
Fastest Section Time (Section)	0:11.08 (1000m)
Top Speed [km/h] (Section)	69.4 (1000m)
Race State	Finished



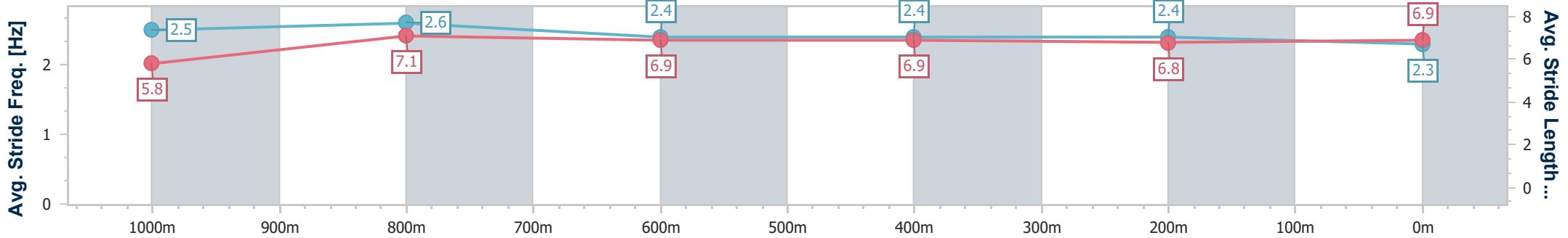
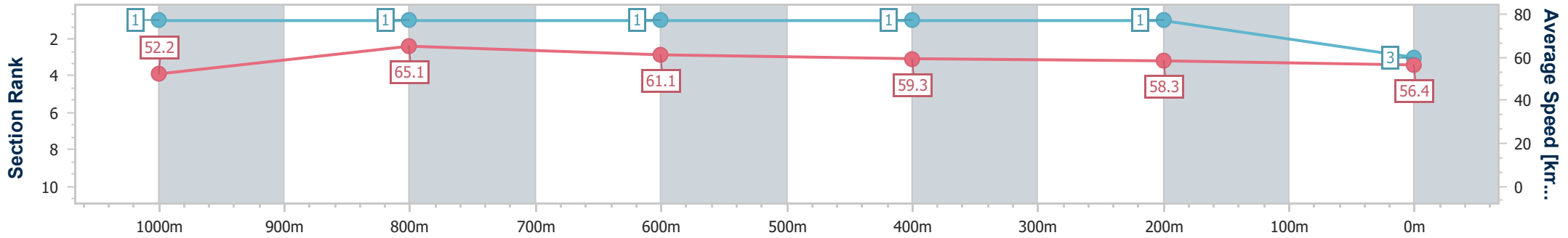
Toowoomba QLD Professional
 Race 5: 1EQUINE - FOR THE EQUINE ATHLETE QTIS Three-Year-Old BENCHMARK 62 Handicap - 1200m



06 April 2023 - 19:45

Track Rating: Good 4, Weather: Fine, Rail Position: +3m Entire

Section	Overall	1000m	800m	600m	400m	200m
Section Times	1:13.89 [3] (0:13.79)	1:00.10 [1] (0:11.08)	0:49.02 [1] (0:11.78)	0:37.24 [1] (0:12.14)	0:25.10 [1] (0:12.36)	0:12.74 [1] (0:12.74)
Average Speed [km/h]	52.2	65.1	61.1	59.3	58.3	56.4
Top Speed [km/h]	69.3	69.4	62.0	60.8	59.5	58.1
Avg. Dist. to Rail [m]	9.1	1.1	0.5	0.4	0.4	0.5
Avg. Stride Freq. [Hz]	2.5	2.6	2.4	2.4	2.4	2.3
Avg. Stride Length [m]	5.8	7.1	6.9	6.9	6.8	6.9



- [] Ranking at each section and finish
- .-.- No data available at this section
- NA No data available



Horse/Jockey Name	Recanati
Final Rank	4
Fastest Section Time (Section)	0:11.17 (1000m)
Top Speed [km/h] (Section)	67.3 (1000m)
Race State	Finished



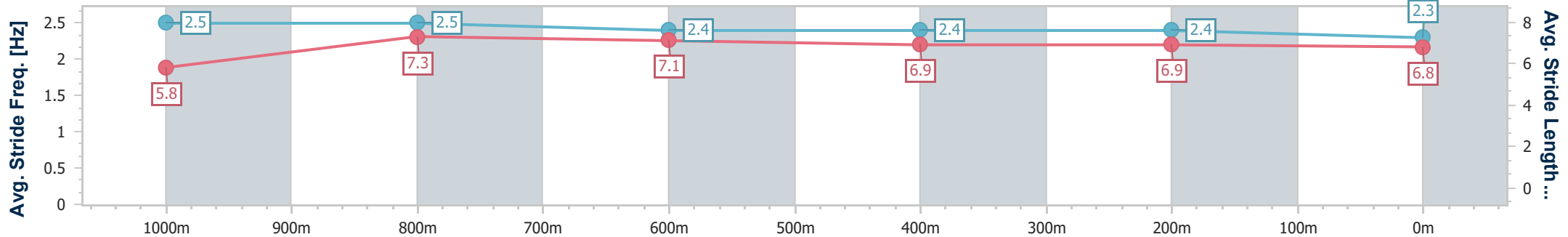
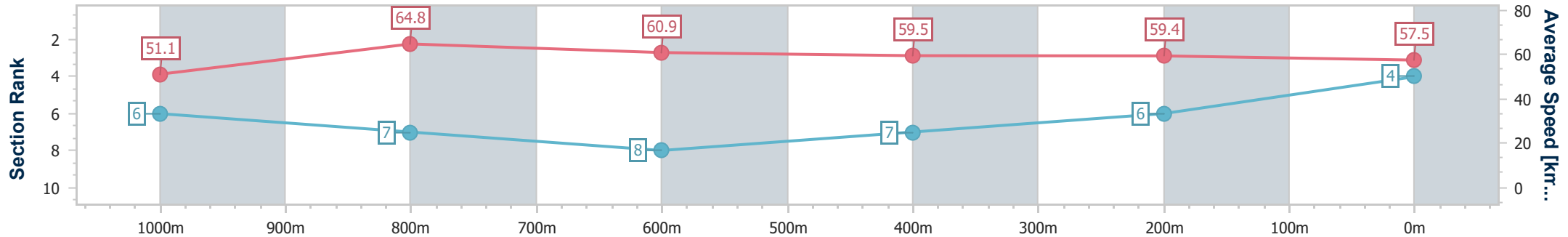
Toowoomba QLD Professional
 Race 5: 1EQUINE - FOR THE EQUINE ATHLETE QTIS Three-Year-Old BENCHMARK 62 Handicap - 1200m



06 April 2023 - 19:45

Track Rating: Good 4, Weather: Fine, Rail Position: +3m Entire

Section	Overall	1000m	800m	600m	400m	200m
Section Times	1:14.02 [4] (0:14.10)	0:59.92 [6] (0:11.17)	0:48.75 [7] (0:11.92)	0:36.83 [8] (0:12.19)	0:24.64 [7] (0:12.15)	0:12.49 [6] (0:12.49)
Average Speed [km/h]	51.1	64.8	60.9	59.5	59.4	57.5
Top Speed [km/h]	66.9	67.3	62.2	60.5	60.6	58.4
Avg. Dist. to Rail [m]	3.6	1.3	2.4	1.4	1.0	0.6
Avg. Stride Freq. [Hz]	2.5	2.5	2.4	2.4	2.4	2.3
Avg. Stride Length [m]	5.8	7.3	7.1	6.9	6.9	6.8



- [] Ranking at each section and finish
- .-.- No data available at this section
- NA No data available



Horse/Jockey Name	Tequila Dancer
Final Rank	5
Fastest Section Time (Section)	0:11.04 (1000m)
Top Speed [km/h] (Section)	67.8 (Overall)
Race State	Finished



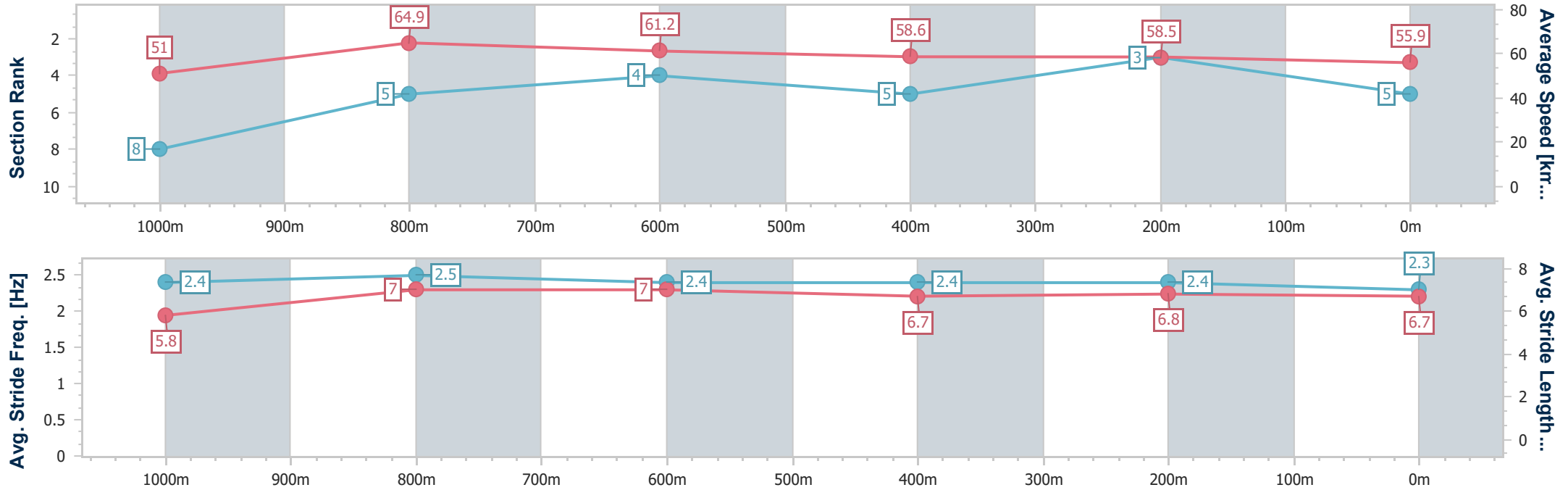
Toowoomba QLD Professional
 Race 5: 1EQUINE - FOR THE EQUINE ATHLETE QTIS Three-Year-Old BENCHMARK 62 Handicap - 1200m



06 April 2023 - 19:45

Track Rating: Good 4, Weather: Fine, Rail Position: +3m Entire

Section	Overall	1000m	800m	600m	400m	200m
Section Times	1:14.17 [5] (0:14.13)	1:00.04 [8] (0:11.04)	0:49.00 [5] (0:11.70)	0:37.30 [4] (0:12.20)	0:25.10 [5] (0:12.24)	0:12.86 [3] (0:12.86)
Average Speed [km/h]	51.0	64.9	61.2	58.6	58.5	55.9
Top Speed [km/h]	67.8	67.1	62.4	60.7	59.4	57.1
Avg. Dist. to Rail [m]	1.9	1.2	1.3	1.2	1.3	1.6
Avg. Stride Freq. [Hz]	2.4	2.5	2.4	2.4	2.4	2.3
Avg. Stride Length [m]	5.8	7.0	7.0	6.7	6.8	6.7



- [] Ranking at each section and finish
- .-.- No data available at this section
- NA No data available



Horse/Jockey Name	Candy Clouds
Final Rank	6
Fastest Section Time (Section)	0:11.23 (1000m)
Top Speed [km/h] (Section)	67.0 (Overall)
Race State	Finished



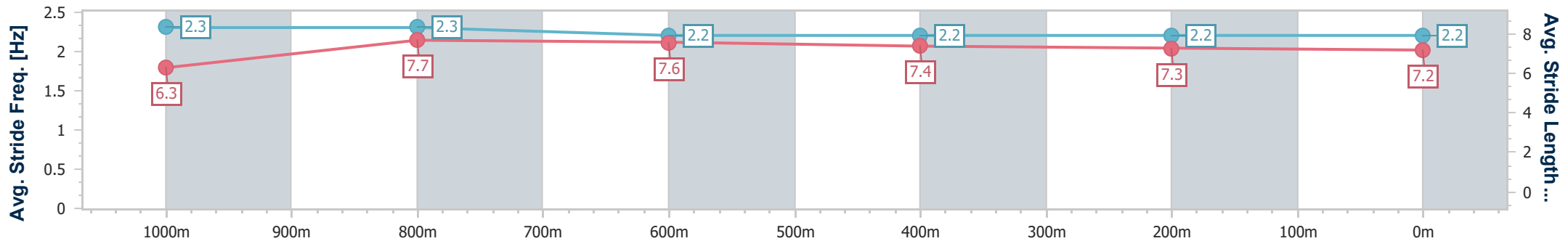
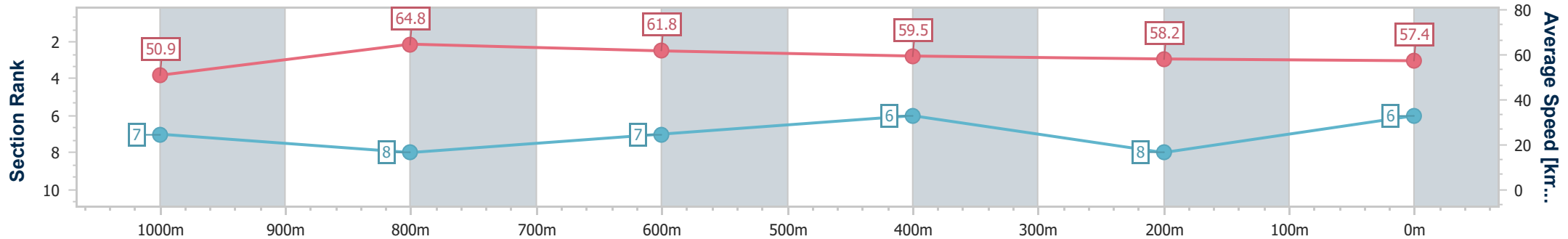
Toowoomba QLD Professional
 Race 5: 1EQUINE - FOR THE EQUINE ATHLETE QTIS Three-Year-Old BENCHMARK 62 Handicap - 1200m



06 April 2023 - 19:45

Track Rating: Good 4, Weather: Fine, Rail Position: +3m Entire

Section	Overall	1000m	800m	600m	400m	200m
Section Times	1:14.30 [6] (0:14.14)	1:00.16 [7] (0:11.23)	0:48.93 [8] (0:11.77)	0:37.16 [7] (0:12.21)	0:24.95 [6] (0:12.41)	0:12.54 [8] (0:12.54)
Average Speed [km/h]	50.9	64.8	61.8	59.5	58.2	57.4
Top Speed [km/h]	67.0	66.8	63.1	61.4	58.7	58.4
Avg. Dist. to Rail [m]	5.7	2.6	2.8	2.1	0.8	2.5
Avg. Stride Freq. [Hz]	2.3	2.3	2.2	2.2	2.2	2.2
Avg. Stride Length [m]	6.3	7.7	7.6	7.4	7.3	7.2



- [] Ranking at each section and finish
- .-.- No data available at this section
- NA No data available



Horse/Jockey Name	My Moses
Final Rank	7
Fastest Section Time (Section)	0:11.04 (1000m)
Top Speed [km/h] (Section)	68.3 (1000m)
Race State	Finished



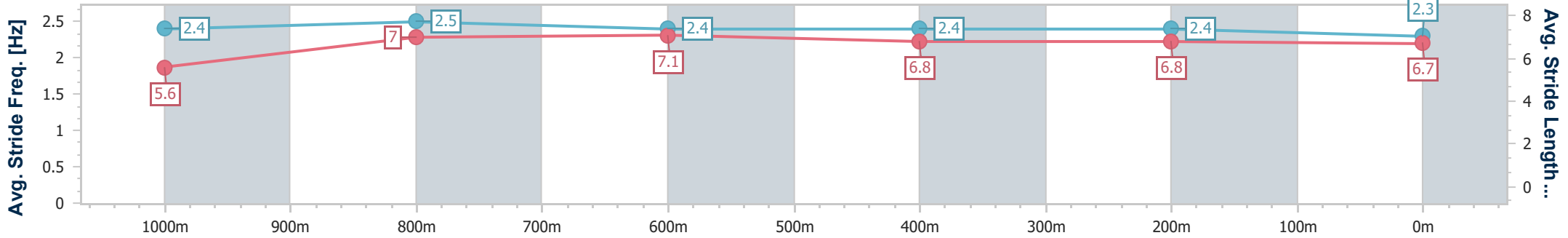
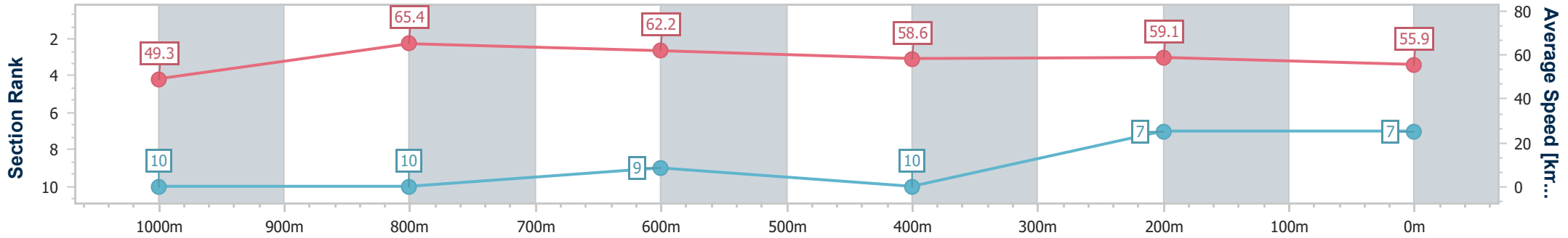
Toowoomba QLD Professional
 Race 5: 1EQUINE - FOR THE EQUINE ATHLETE QTIS Three-Year-Old BENCHMARK 62 Handicap - 1200m



06 April 2023 - 19:45

Track Rating: Good 4, Weather: Fine, Rail Position: +3m Entire

Section	Overall	1000m	800m	600m	400m	200m
Section Times	1:14.52 [7] (0:14.60)	0:59.92 [10] (0:11.04)	0:48.88 [10] (0:11.57)	0:37.31 [9] (0:12.31)	0:25.00 [10] (0:12.14)	0:12.86 [7] (0:12.86)
Average Speed [km/h]	49.3	65.4	62.2	58.6	59.1	55.9
Top Speed [km/h]	67.5	68.3	64.9	62.3	60.6	57.9
Avg. Dist. to Rail [m]	6.2	1.3	0.4	0.6	0.6	0.2
Avg. Stride Freq. [Hz]	2.4	2.5	2.4	2.4	2.4	2.3
Avg. Stride Length [m]	5.6	7.0	7.1	6.8	6.8	6.7



- [] Ranking at each section and finish
- .-.- No data available at this section
- NA No data available



Horse/Jockey Name	Clearly George
Final Rank	8
Fastest Section Time (Section)	0:11.06 (1000m)
Top Speed [km/h] (Section)	68.7 (1000m)
Race State	Finished



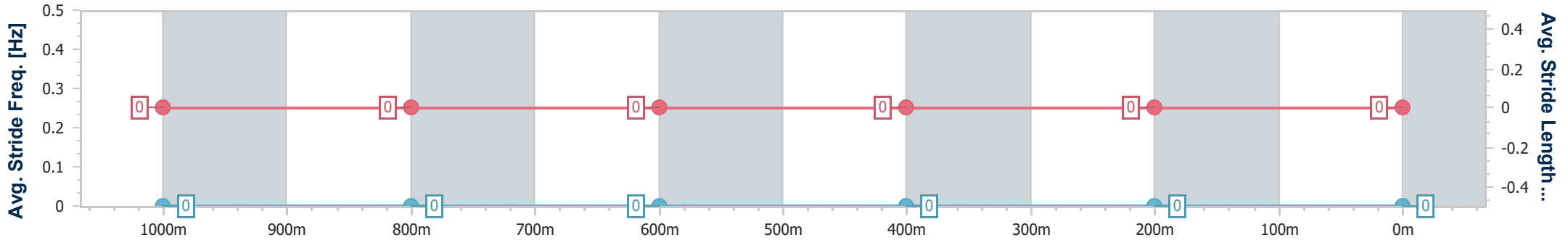
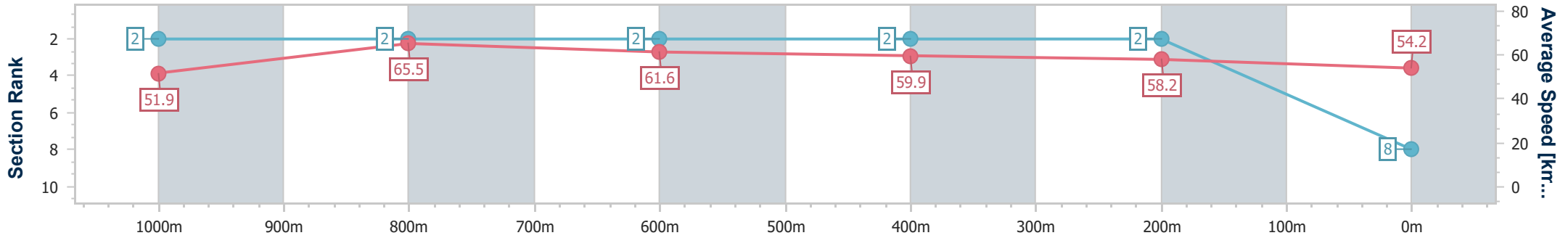
Toowoomba QLD Professional
 Race 5: 1EQUINE - FOR THE EQUINE ATHLETE QTIS Three-
 Year-Old BENCHMARK 62 Handicap - 1200m



06 April 2023 - 19:45

Track Rating: Good 4, Weather: Fine, Rail Position: +3m Entire

Section	Overall	1000m	800m	600m	400m	200m
Section Times	1:14.58 [8] (0:13.88)	1:00.70 [2] (0:11.06)	0:49.64 [2] (0:11.80)	0:37.84 [2] (0:12.16)	0:25.68 [2] (0:12.44)	0:13.24 [2] (0:13.24)
Average Speed [km/h]	51.9	65.5	61.6	59.9	58.2	54.2
Top Speed [km/h]	68.4	68.7	62.8	62.4	60.8	56.2
Avg. Dist. to Rail [m]	4.6	1.8	2.9	1.9	1.0	0.2
Avg. Stride Freq. [Hz]	---	---	---	---	---	---
Avg. Stride Length [m]	---	---	---	---	---	---



- [] Ranking at each section and finish
- No data available at this section
- NA No data available



Horse/Jockey Name	Super Zamboni
Final Rank	9
Fastest Section Time (Section)	0:11.03 (1000m)
Top Speed [km/h] (Section)	67.6 (1000m)
Race State	Finished



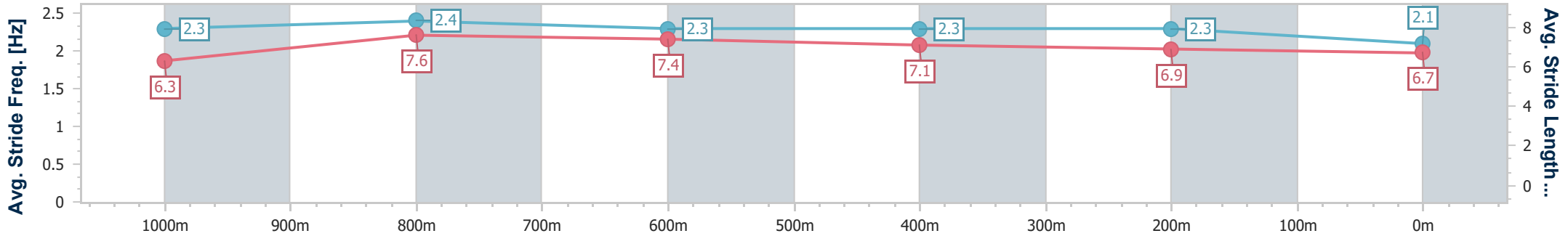
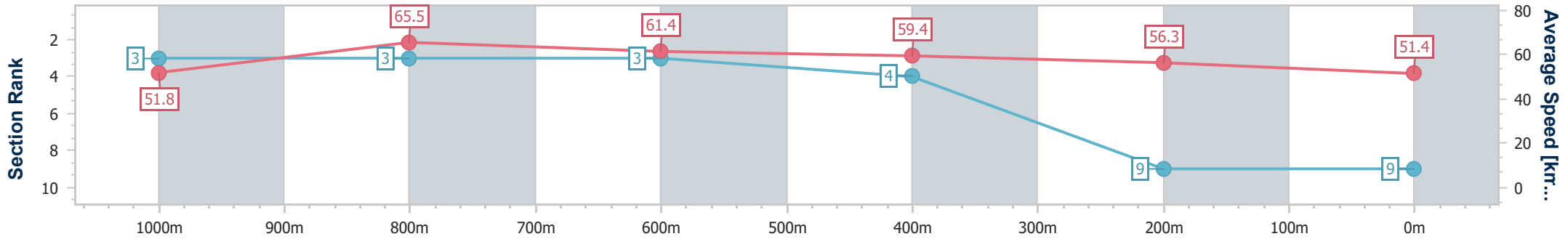
Toowoomba QLD Professional
 Race 5: 1EQUINE - FOR THE EQUINE ATHLETE QTIS Three-Year-Old BENCHMARK 62 Handicap - 1200m



06 April 2023 - 19:45

Track Rating: Good 4, Weather: Fine, Rail Position: +3m Entire

Section	Overall	1000m	800m	600m	400m	200m
Section Times	1:15.92 [9] (0:13.91)	1:02.01 [3] (0:11.03)	0:50.98 [3] (0:11.81)	0:39.17 [3] (0:12.34)	0:26.83 [4] (0:12.86)	0:13.97 [9] (0:13.97)
Average Speed [km/h]	51.8	65.5	61.4	59.4	56.3	51.4
Top Speed [km/h]	66.4	67.6	62.6	60.1	58.9	54.2
Avg. Dist. to Rail [m]	4.2	1.0	2.9	3.1	1.8	0.7
Avg. Stride Freq. [Hz]	2.3	2.4	2.3	2.3	2.3	2.1
Avg. Stride Length [m]	6.3	7.6	7.4	7.1	6.9	6.7



- [] Ranking at each section and finish
- .-.- No data available at this section
- NA No data available



Horse/Jockey Name	Earlston
Final Rank	10
Fastest Section Time (Section)	0:11.13 (1000m)
Top Speed [km/h] (Section)	67.6 (1000m)
Race State	Finished



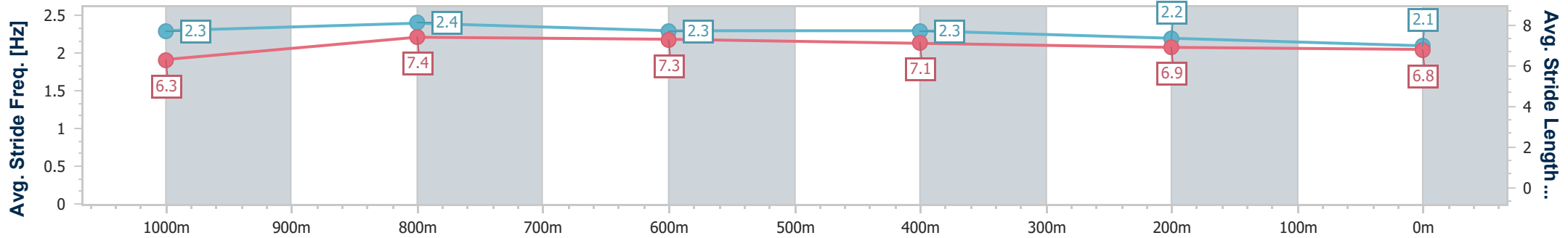
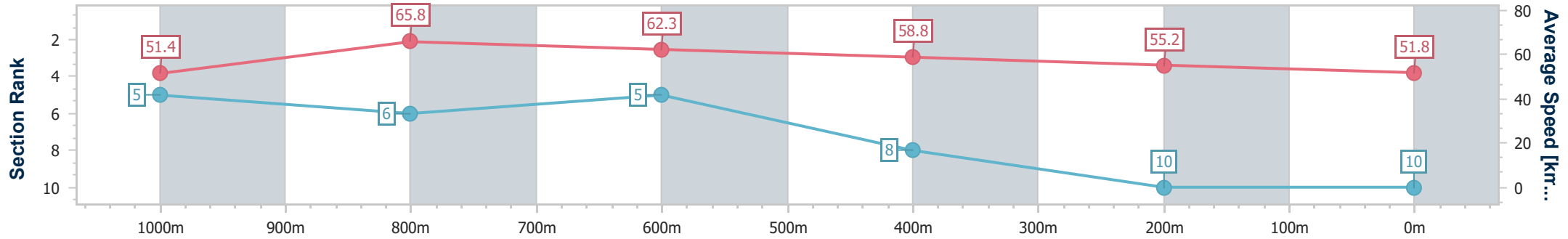
Toowoomba QLD Professional
 Race 5: 1EQUINE - FOR THE EQUINE ATHLETE QTIS Three-Year-Old BENCHMARK 62 Handicap - 1200m



06 April 2023 - 19:45

Track Rating: Good 4, Weather: Fine, Rail Position: +3m Entire

Section	Overall	1000m	800m	600m	400m	200m
Section Times	1:16.31 [10] (0:14.03)	1:02.28 [5] (0:11.13)	0:51.15 [6] (0:11.65)	0:39.50 [5] (0:12.45)	0:27.05 [8] (0:13.16)	0:13.89 [10] (0:13.89)
Average Speed [km/h]	51.4	65.8	62.3	58.8	55.2	51.8
Top Speed [km/h]	67.2	67.6	64.9	59.9	57.4	53.4
Avg. Dist. to Rail [m]	8.0	4.7	3.3	3.0	2.5	1.3
Avg. Stride Freq. [Hz]	2.3	2.4	2.3	2.3	2.2	2.1
Avg. Stride Length [m]	6.3	7.4	7.3	7.1	6.9	6.8



- [] Ranking at each section and finish
- .-.- No data available at this section
- NA No data available