



Toowoomba QLD Professional

Race 4: SUBZERO AIRCONDITIONING Class 3 Handicap - 1000m

06 April 2023 - 19:15



Track Rating: Good 4, Weather: Fine, Rail Position: +3m Entire

Section		Overall	800m	600m	400m	200m	Last 600m				
Field Times		0:59.62 (0:13.44)	0:46.18 (0:10.57)	0:35.61 (0:11.35)	0:24.26 (0:11.97)	0:12.29 (0:12.29)	0:35.61				
Rank	TAB Horse/Jockey	Barrier	Top Speed [km/h]	Fastest Section	Margin			Distance Travelled [m]			
1	5 NICCI DE ROSA Alisha Donald	4	67.6 800m	0:10.84 800m	0:59.62 [1] (0:13.65)	0:45.97 [3] (0:10.84)	0:35.13 [3] (0:11.20)	0:23.93 [3] (0:11.64)	0:12.29 [2] (0:12.29)	0:59.62	0:35.13
2	7 KWAMI Cody Collis	3	66.8 800m	0:11.10 800m	0:59.87 [2] (0:14.08)	0:45.79 [7] (0:11.10)	0:34.69 [7] (0:11.29)	0:23.40 [6] (0:11.48)	0:11.92 [5] (0:11.92)	1.3L	0:34.69 +0
3	2 LIGHTFAST Les Tilley	5	67.1 800m	0:11.01 800m	0:59.93 [3] (0:13.96)	0:45.97 [4] (0:11.01)	0:34.96 [5] (0:11.39)	0:23.57 [5] (0:11.57)	0:12.00 [4] (0:12.00)	1.5L	0:34.96 -1
4	1 JACK BE LUCKY Tessa Townsend	1	69.1 800m	0:10.57 800m	1:00.49 [4] (0:13.44)	0:47.05 [1] (0:10.57)	0:36.48 [1] (0:11.35)	0:25.13 [1] (0:12.07)	0:13.06 [3] (0:13.06)	4.8L	0:36.48 -1
5	3 THAWRA Leeanne McCoy	2	68.3 800m	0:10.73 800m	1:00.58 [5] (0:13.51)	0:47.07 [2] (0:10.73)	0:36.34 [2] (0:11.28)	0:25.06 [2] (0:11.82)	0:13.24 [1] (0:13.24)	5.3L	0:36.34 +2
6	9 TINDER Rikki Jamieson	6	66.2 800m	0:11.15 800m	1:01.64 [6] (0:14.33)	0:47.31 [8] (0:11.15)	0:36.16 [8] (0:11.63)	0:24.53 [8] (0:11.78)	0:12.75 [7] (0:12.75)	11.3L	0:36.16 +1
7	8 STOP THE ROT Shannon Apthorpe	8	68.8 Overall	0:10.67 800m	1:01.80 [7] (0:13.99)	0:47.81 [5] (0:10.67)	0:37.14 [4] (0:11.42)	0:25.72 [4] (0:12.07)	0:13.65 [6] (0:13.65)	12.1L	0:37.14 +5
8	10 ROCKBARTON PAT Adam Spinks	9	67.5 Overall	0:10.89 800m	1:03.03 [8] (0:14.00)	0:49.03 [6] (0:10.89)	0:38.14 [6] (0:11.80)	0:26.34 [7] (0:12.51)	0:13.83 [8] (0:13.83)	19.1L	0:38.14 +6

Scratched: Monday Monday (#4), Ilikeit Iloveit (#6)

[] Ranking at each section and finish
 -:-:- No data available at this section
 NA No data available

SCN Saddle cloth number
 DNF Did not finish
 DNT Did not track



Horse/Jockey Name	Nicci De Rosa
Final Rank	1
Fastest Section Time (Section)	0:10.84 (800m)
Top Speed [km/h] (Section)	67.6 (800m)
Race State	Finished



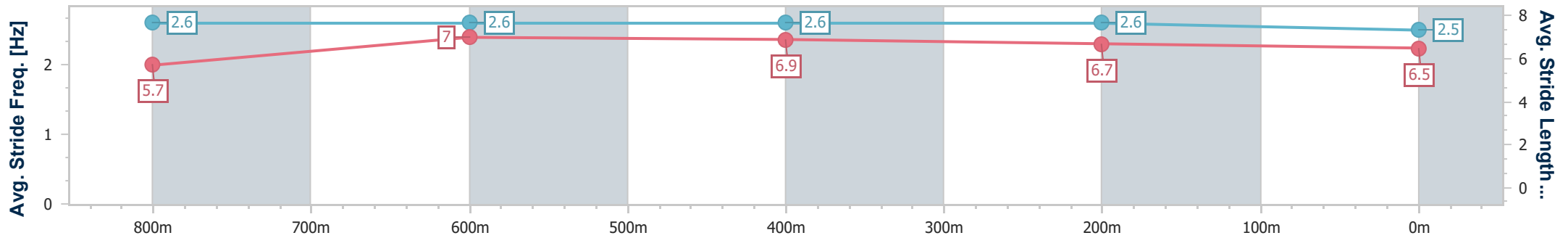
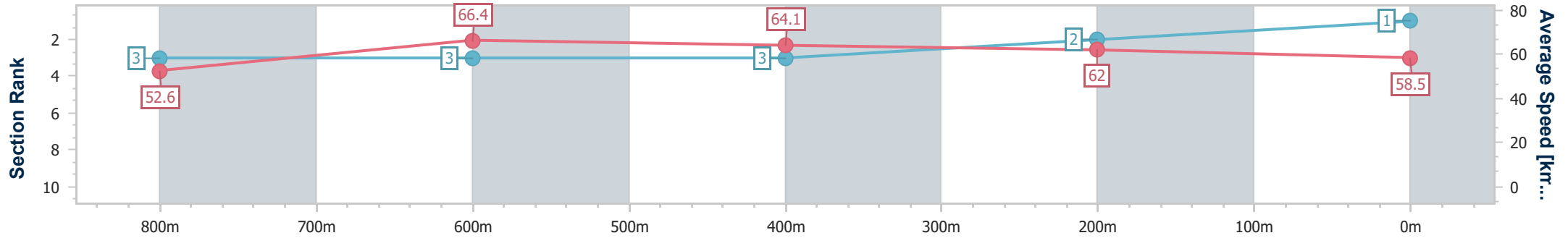
Toowoomba QLD Professional
Race 4: SUBZERO AIRCONDITIONING Class 3 Handicap - 1000m



06 April 2023 - 19:15

Track Rating: Good 4, Weather: Fine, Rail Position: +3m Entire

Section	Overall	800m	600m	400m	200m
Section Times	0:59.62 [1] (0:13.65)	0:45.97 [3] (0:10.84)	0:35.13 [3] (0:11.20)	0:23.93 [3] (0:11.64)	0:12.29 [2] (0:12.29)
Average Speed [km/h]	52.6	66.4	64.1	62.0	58.5
Top Speed [km/h]	66.5	67.6	66.0	63.5	61.1
Avg. Dist. to Rail [m]	1.1	0.6	0.7	1.8	2.3
Avg. Stride Freq. [Hz]	2.6	2.6	2.6	2.6	2.5
Avg. Stride Length [m]	5.7	7.0	6.9	6.7	6.5



- [] Ranking at each section and finish
- .-.- No data available at this section
- NA No data available



Horse/Jockey Name	Kwami
Final Rank	2
Fastest Section Time (Section)	0:11.10 (800m)
Top Speed [km/h] (Section)	66.8 (800m)
Race State	Finished



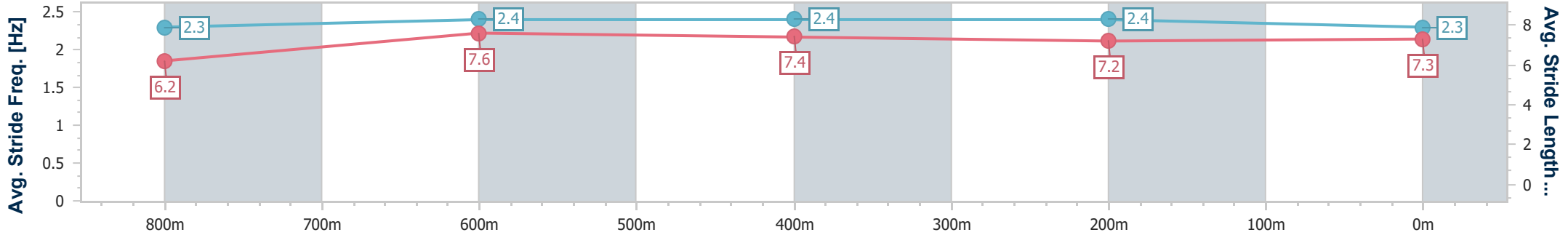
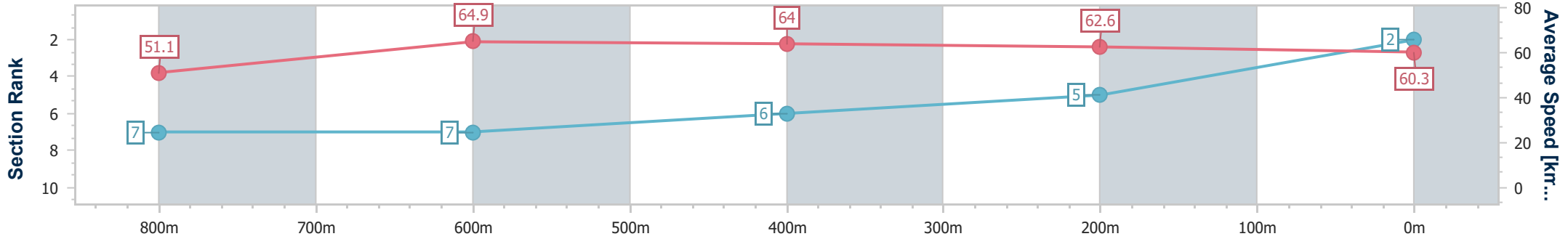
Toowoomba QLD Professional
Race 4: SUBZERO AIRCONDITIONING Class 3 Handicap - 1000m



06 April 2023 - 19:15

Track Rating: Good 4, Weather: Fine, Rail Position: +3m Entire

Section	Overall	800m	600m	400m	200m
Section Times	0:59.87 [2] (0:14.08)	0:45.79 [7] (0:11.10)	0:34.69 [7] (0:11.29)	0:23.40 [6] (0:11.48)	0:11.92 [5] (0:11.92)
Average Speed [km/h]	51.1	64.9	64.0	62.6	60.3
Top Speed [km/h]	65.1	66.8	66.5	64.9	62.2
Avg. Dist. to Rail [m]	1.0	0.5	0.4	1.1	2.7
Avg. Stride Freq. [Hz]	2.3	2.4	2.4	2.4	2.3
Avg. Stride Length [m]	6.2	7.6	7.4	7.2	7.3



- [] Ranking at each section and finish
- .-.- No data available at this section
- NA No data available



Horse/Jockey Name	Lightfast
Final Rank	3
Fastest Section Time (Section)	0:11.01 (800m)
Top Speed [km/h] (Section)	67.1 (800m)
Race State	Finished



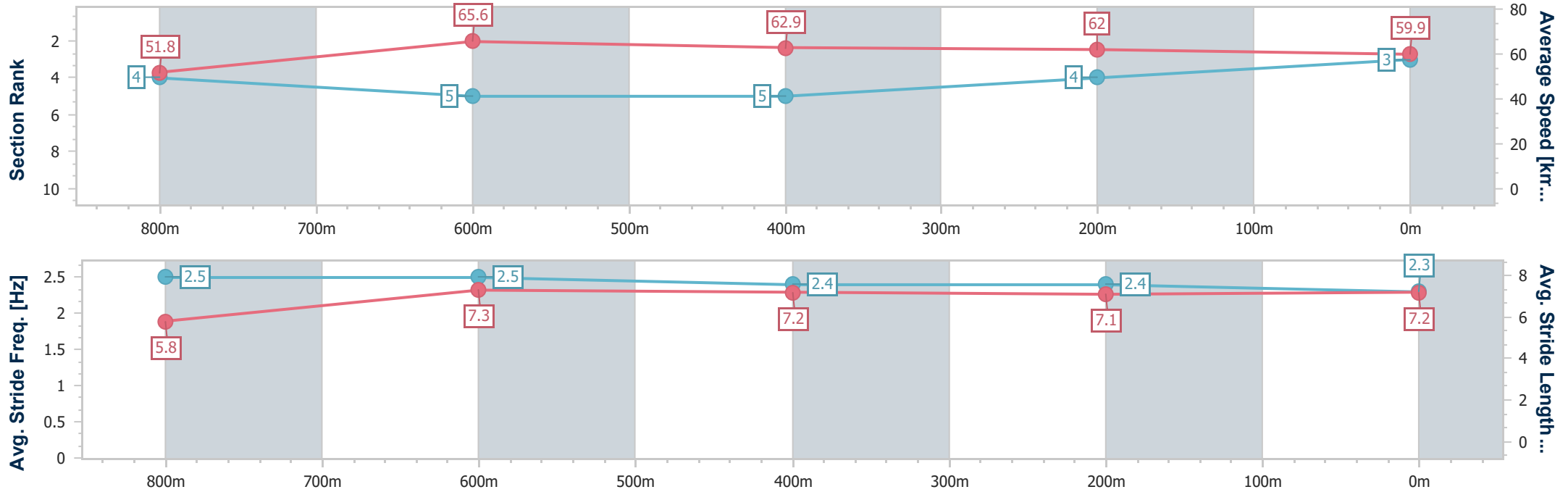
Toowoomba QLD Professional
Race 4: SUBZERO AIRCONDITIONING Class 3 Handicap - 1000m



06 April 2023 - 19:15

Track Rating: Good 4, Weather: Fine, Rail Position: +3m Entire

Section	Overall	800m	600m	400m	200m
Section Times	0:59.93 [3] (0:13.96)	0:45.97 [4] (0:11.01)	0:34.96 [5] (0:11.39)	0:23.57 [5] (0:11.57)	0:12.00 [4] (0:12.00)
Average Speed [km/h]	51.8	65.6	62.9	62.0	59.9
Top Speed [km/h]	67.0	67.1	65.3	63.6	62.0
Avg. Dist. to Rail [m]	3.1	1.0	1.3	1.0	0.5
Avg. Stride Freq. [Hz]	2.5	2.5	2.4	2.4	2.3
Avg. Stride Length [m]	5.8	7.3	7.2	7.1	7.2



- [] Ranking at each section and finish
- .-.- No data available at this section
- NA No data available



Horse/Jockey Name	Jack Be Lucky
Final Rank	4
Fastest Section Time (Section)	0:10.57 (800m)
Top Speed [km/h] (Section)	69.1 (800m)
Race State	Finished



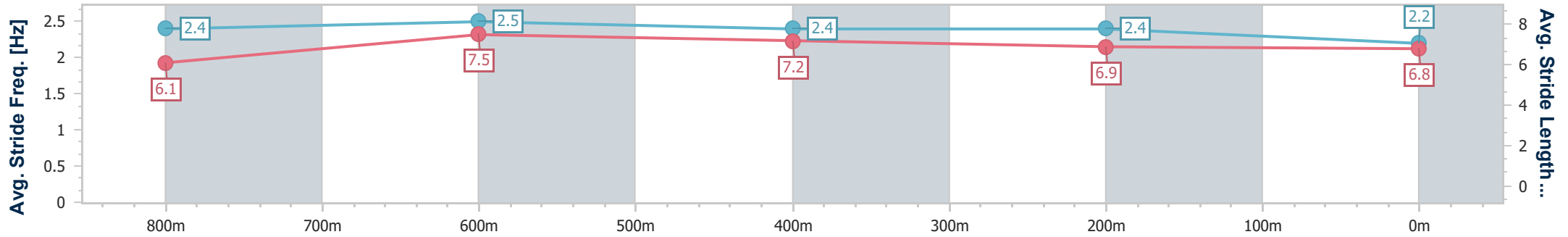
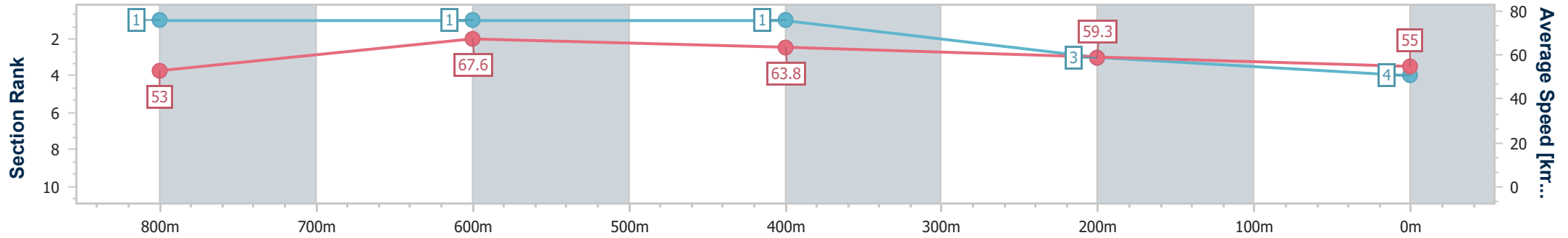
Toowoomba QLD Professional
Race 4: SUBZERO AIRCONDITIONING Class 3 Handicap - 1000m



06 April 2023 - 19:15

Track Rating: Good 4, Weather: Fine, Rail Position: +3m Entire

Section	Overall	800m	600m	400m	200m
Section Times	1:00.49 [4] (0:13.44)	0:47.05 [1] (0:10.57)	0:36.48 [1] (0:11.35)	0:25.13 [1] (0:12.07)	0:13.06 [3] (0:13.06)
Average Speed [km/h]	53.0	67.6	63.8	59.3	55.0
Top Speed [km/h]	68.8	69.1	65.9	60.7	57.7
Avg. Dist. to Rail [m]	2.3	1.4	1.1	1.1	3.0
Avg. Stride Freq. [Hz]	2.4	2.5	2.4	2.4	2.2
Avg. Stride Length [m]	6.1	7.5	7.2	6.9	6.8



- [] Ranking at each section and finish
- .-.- No data available at this section
- NA No data available



Horse/Jockey Name	Thawra
Final Rank	5
Fastest Section Time (Section)	0:10.73 (800m)
Top Speed [km/h] (Section)	68.3 (800m)
Race State	Finished



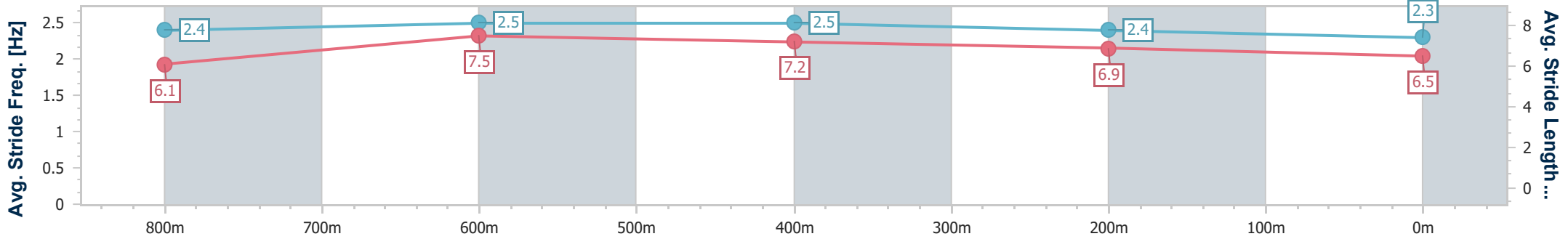
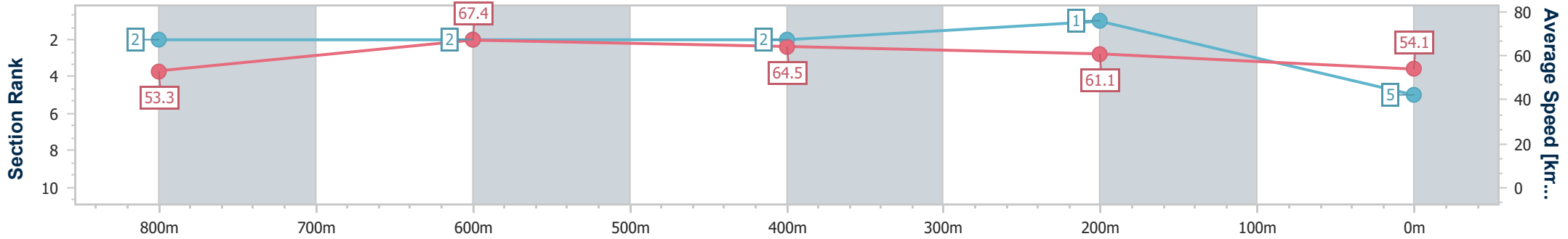
Toowoomba QLD Professional
Race 4: SUBZERO AIRCONDITIONING Class 3 Handicap - 1000m



06 April 2023 - 19:15

Track Rating: Good 4, Weather: Fine, Rail Position: +3m Entire

Section	Overall	800m	600m	400m	200m
Section Times	1:00.58 [5] (0:13.51)	0:47.07 [2] (0:10.73)	0:36.34 [2] (0:11.28)	0:25.06 [2] (0:11.82)	0:13.24 [1] (0:13.24)
Average Speed [km/h]	53.3	67.4	64.5	61.1	54.1
Top Speed [km/h]	67.6	68.3	66.9	64.2	57.0
Avg. Dist. to Rail [m]	0.8	1.4	1.8	1.2	1.2
Avg. Stride Freq. [Hz]	2.4	2.5	2.5	2.4	2.3
Avg. Stride Length [m]	6.1	7.5	7.2	6.9	6.5



- [] Ranking at each section and finish
- .-.- No data available at this section
- NA No data available



Horse/Jockey Name	Tinder
Final Rank	6
Fastest Section Time (Section)	0:11.15 (800m)
Top Speed [km/h] (Section)	66.2 (800m)
Race State	Finished



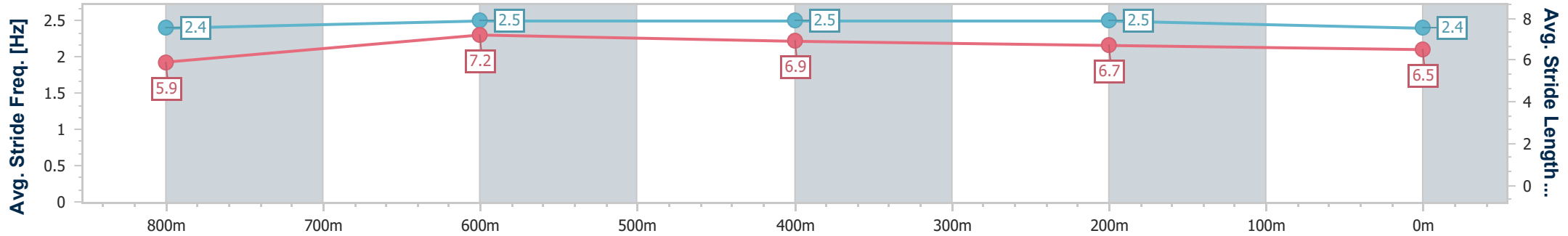
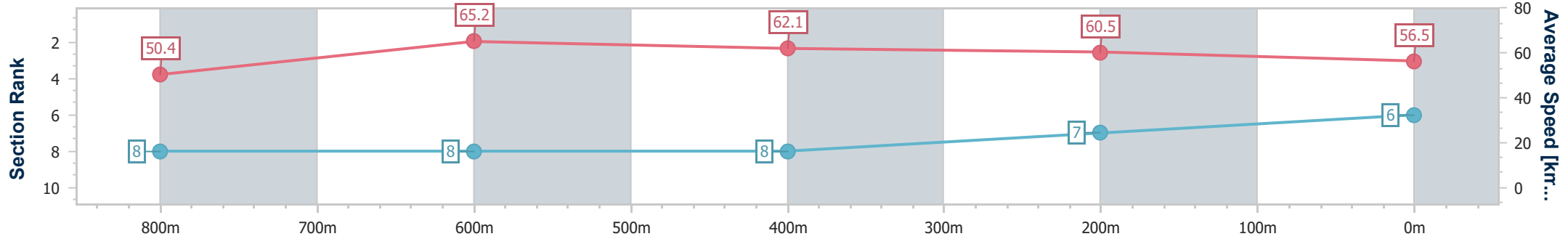
Toowoomba QLD Professional
Race 4: SUBZERO AIRCONDITIONING Class 3 Handicap - 1000m



06 April 2023 - 19:15

Track Rating: Good 4, Weather: Fine, Rail Position: +3m Entire

Section	Overall	800m	600m	400m	200m
Section Times	1:01.64 [6] (0:14.33)	0:47.31 [8] (0:11.15)	0:36.16 [8] (0:11.63)	0:24.53 [8] (0:11.78)	0:12.75 [7] (0:12.75)
Average Speed [km/h]	50.4	65.2	62.1	60.5	56.5
Top Speed [km/h]	64.9	66.2	64.3	62.1	59.0
Avg. Dist. to Rail [m]	3.8	2.5	0.9	2.1	1.0
Avg. Stride Freq. [Hz]	2.4	2.5	2.5	2.5	2.4
Avg. Stride Length [m]	5.9	7.2	6.9	6.7	6.5



- [] Ranking at each section and finish
- .-.- No data available at this section
- NA No data available



Horse/Jockey Name	Stop The Rot
Final Rank	7
Fastest Section Time (Section)	0:10.67 (800m)
Top Speed [km/h] (Section)	68.8 (Overall)
Race State	Finished



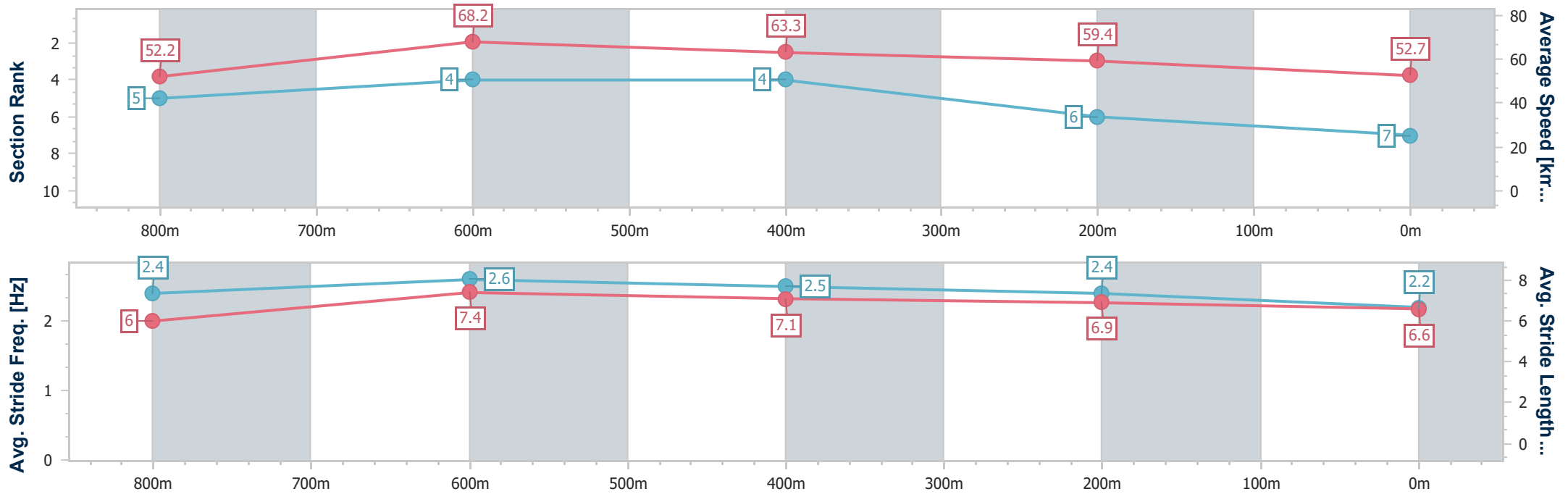
Toowoomba QLD Professional
Race 4: SUBZERO AIRCONDITIONING Class 3 Handicap - 1000m



06 April 2023 - 19:15

Track Rating: Good 4, Weather: Fine, Rail Position: +3m Entire

Section	Overall	800m	600m	400m	200m
Section Times	1:01.80 [7] (0:13.99)	0:47.81 [5] (0:10.67)	0:37.14 [4] (0:11.42)	0:25.72 [4] (0:12.07)	0:13.65 [6] (0:13.65)
Average Speed [km/h]	52.2	68.2	63.3	59.4	52.7
Top Speed [km/h]	68.8	68.8	66.0	62.1	56.2
Avg. Dist. to Rail [m]	6.9	2.6	0.8	0.6	0.9
Avg. Stride Freq. [Hz]	2.4	2.6	2.5	2.4	2.2
Avg. Stride Length [m]	6.0	7.4	7.1	6.9	6.6



- [] Ranking at each section and finish
- .-.- No data available at this section
- NA No data available



Horse/Jockey Name	Rockbarton Pat
Final Rank	8
Fastest Section Time (Section)	0:10.89 (800m)
Top Speed [km/h] (Section)	67.5 (Overall)
Race State	Finished



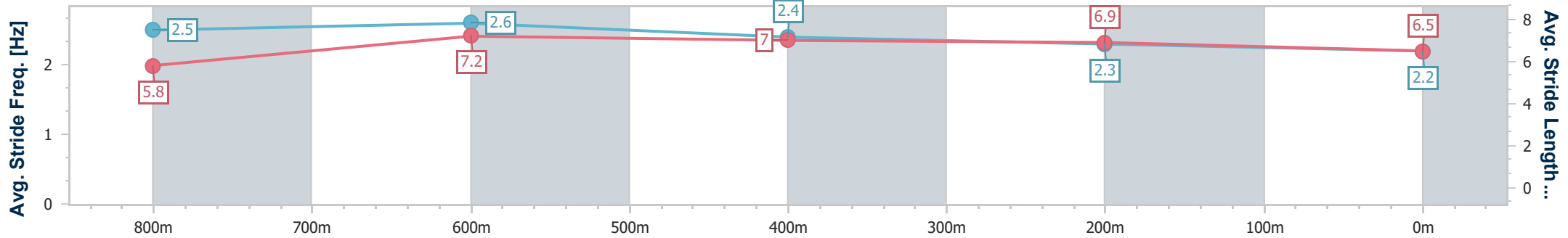
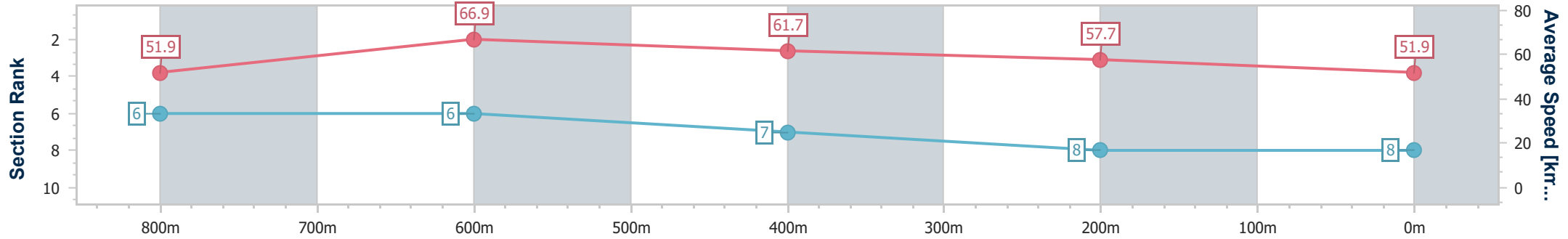
Toowoomba QLD Professional
Race 4: SUBZERO AIRCONDITIONING Class 3 Handicap - 1000m



06 April 2023 - 19:15

Track Rating: Good 4, Weather: Fine, Rail Position: +3m Entire

Section	Overall	800m	600m	400m	200m
Section Times	1:03.03 [8] (0:14.00)	0:49.03 [6] (0:10.89)	0:38.14 [6] (0:11.80)	0:26.34 [7] (0:12.51)	0:13.83 [8] (0:13.83)
Average Speed [km/h]	51.9	66.9	61.7	57.7	51.9
Top Speed [km/h]	67.5	67.4	66.0	60.7	54.8
Avg. Dist. to Rail [m]	5.1	2.7	2.0	0.9	0.8
Avg. Stride Freq. [Hz]	2.5	2.6	2.4	2.3	2.2
Avg. Stride Length [m]	5.8	7.2	7.0	6.9	6.5



- [] Ranking at each section and finish
- .-.- No data available at this section
- NA No data available