

Track Rating: Good 4, Weather: Fine, Rail Position: +10M Entire

Section													Last 600m	
Field Times		Overall	1000m	800m	600m	400m	200m						0:34.16	
		1:09.61 (0:13.43)	0:56.18 (0:10.91)	0:45.27 (0:11.11)	0:34.16 (0:11.24)	0:22.92 (0:11.23)	0:11.69 (0:11.69)							
Rank	TAB	Horse/Jockey	Barrier	Top Speed [km/h]	Fastest Section							Margin	Distance Travelled [m]	
1	8	RING OF STEEL James Orman	11	68.4 1000m	0:10.91 1000m	1:09.61 [1] (0:13.43)	0:56.18 [1] (0:10.91)	0:45.27 [1] (0:11.11)	0:34.16 [1] (0:11.24)	0:22.92 [1] (0:11.23)	0:11.69 [1] (0:11.69)	1:09.61	0:34.16	
2	1	DEEP MILLIONS Boris Thornton	13	68.0 Overall	0:10.89 1000m	1:10.72 [2] (0:13.65)	0:57.07 [2] (0:10.89)	0:46.18 [2] (0:11.05)	0:35.13 [2] (0:11.36)	0:23.77 [2] (0:11.66)	0:12.11 [2] (0:12.11)	6.5L	0:35.13	-1
3	3	I SAY BOOM Ashley Morgan	3	67.0 Overall	0:10.95 1000m	1:11.12 [3] (0:13.95)	0:57.17 [8] (0:10.95)	0:46.22 [9] (0:11.14)	0:35.08 [7] (0:11.32)	0:23.76 [5] (0:11.62)	0:12.14 [3] (0:12.14)	8.8L	0:35.08	+0
4	7	RANGATIRA Damien Thornton	8	65.5 Overall	0:11.13 1000m	1:11.30 [4] (0:13.98)	0:57.32 [9] (0:11.13)	0:46.19 [10] (0:11.34)	0:34.85 [10] (0:11.17)	0:23.68 [7] (0:11.69)	0:11.99 [5] (0:11.99)	9.8L	0:34.85	+0
5	10	WHISKY DREAM Ben Thompson	9	67.6 1000m	0:10.89 1000m	1:11.62 [5] (0:13.88)	0:57.74 [7] (0:10.89)	0:46.85 [6] (0:11.26)	0:35.59 [6] (0:11.52)	0:24.07 [6] (0:11.94)	0:12.13 [7] (0:12.13)	11.6L	0:35.59	+5
6	9	SONIC LIGHT Angela Jones	10	68.0 1000m	0:10.75 1000m	1:12.08 [6] (0:13.83)	0:58.25 [4] (0:10.75)	0:47.50 [3] (0:10.97)	0:36.53 [3] (0:11.49)	0:25.04 [3] (0:12.19)	0:12.85 [4] (0:12.85)	14.1L	0:36.53	+4
7	4	JATOBI Jag Guthmann-Chester	4	67.2 1000m	0:10.84 1000m	1:12.13 [7] (0:14.10)	0:58.03 [10] (0:10.84)	0:47.19 [7] (0:11.47)	0:35.72 [9] (0:11.45)	0:24.27 [9] (0:11.93)	0:12.34 [8] (0:12.34)	14.3L	0:35.72	-1
8	5	PERGAMON Jim Byrne	5	66.8 1000m	0:10.90 1000m	1:12.25 [8] (0:13.84)	0:58.41 [5] (0:10.90)	0:47.51 [4] (0:11.17)	0:36.34 [4] (0:11.40)	0:24.94 [4] (0:12.08)	0:12.86 [6] (0:12.86)	14.8L	0:36.34	+0
9	11	DAINTREE DREAMING Micheal Hellyer	7	66.3 1000m	0:10.98 1000m	1:12.32 [9] (0:13.86)	0:58.46 [6] (0:10.98)	0:47.48 [8] (0:11.41)	0:36.07 [8] (0:11.59)	0:24.48 [10] (0:11.83)	0:12.65 [9] (0:12.65)	15.1L	0:36.07	+3
10	12	IRRIGATOR Madeleine Wishart	6	66.5 Overall	0:11.04 1000m	1:12.43 [10] (0:13.71)	0:58.72 [3] (0:11.04)	0:47.68 [5] (0:11.22)	0:36.46 [5] (0:11.65)	0:24.81 [8] (0:12.07)	0:12.74 [10] (0:12.74)	15.6L	0:36.46	+1

Scratched: Fine And Rare (#2), Prince Of Pop (#6), Italian Virtuoso (#13)



Horse/Jockey Name	Ring Of Steel
Final Rank	1
Fastest Section Time (Section)	0:10.91 (1000m)
Top Speed [km/h] (Section)	68.4 (1000m)
Race State	Finished



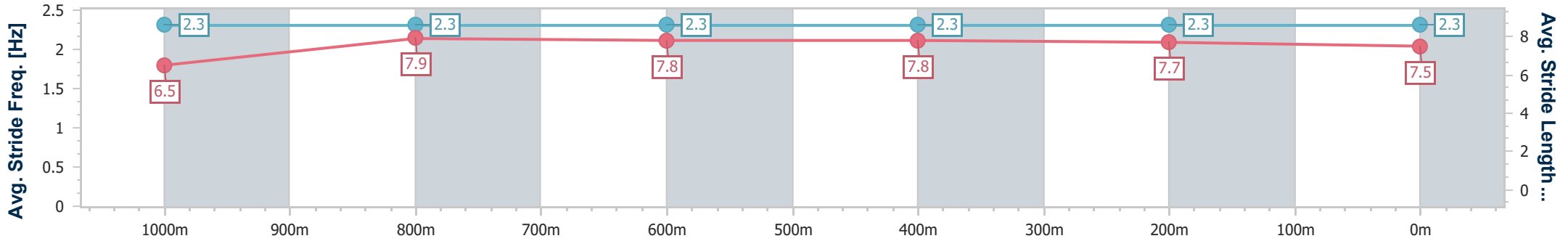
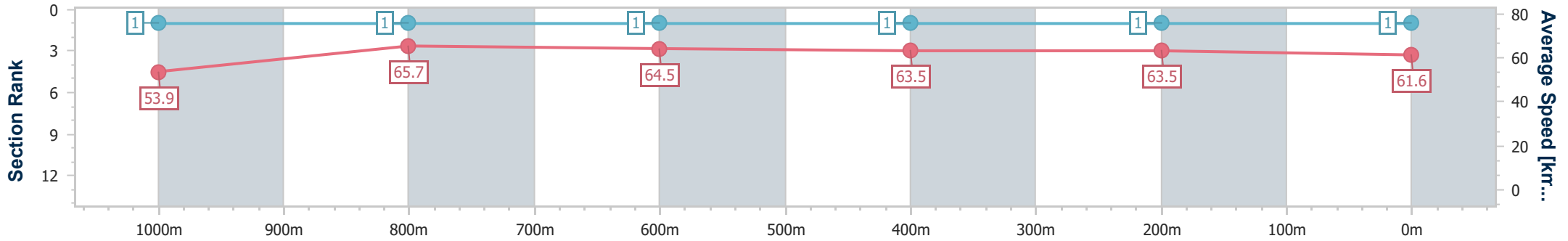
Ipswich QLD Professional
 Race 5: RACING THIS EASTER MONDAY QTIS Three-Year-Old
 Colts & Geldings Maiden Plate - 1200m



05 April 2023 - 14:56

Track Rating: Good 4, Weather: Fine, Rail Position: +10M Entire

Section	Overall	1000m	800m	600m	400m	200m
Section Times	1:09.61 [1] (0:13.43)	0:56.18 [1] (0:10.91)	0:45.27 [1] (0:11.11)	0:34.16 [1] (0:11.24)	0:22.92 [1] (0:11.23)	0:11.69 [1] (0:11.69)
Average Speed [km/h]	53.9	65.7	64.5	63.5	63.5	61.6
Top Speed [km/h]	68.0	68.4	65.0	64.6	64.1	63.9
Avg. Dist. to Rail [m]	6.7	0.6	1.8	2.3	2.0	2.4
Avg. Stride Freq. [Hz]	2.3	2.3	2.3	2.3	2.3	2.3
Avg. Stride Length [m]	6.5	7.9	7.8	7.8	7.7	7.5



- [] Ranking at each section and finish
- .-.- No data available at this section
- NA No data available



Horse/Jockey Name	Deep Millions
Final Rank	2
Fastest Section Time (Section)	0:10.89 (1000m)
Top Speed [km/h] (Section)	68.0 (Overall)
Race State	Finished



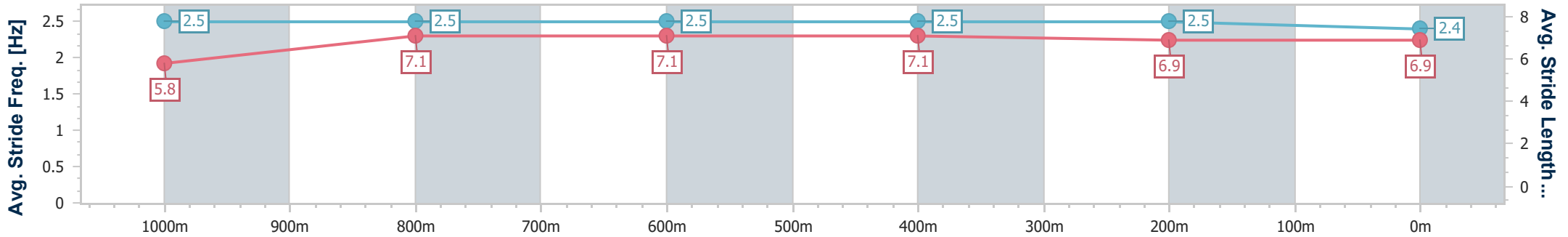
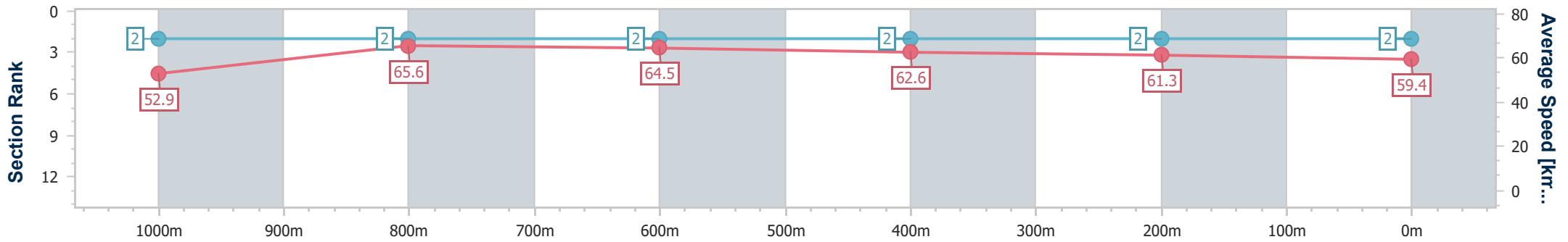
Ipswich QLD Professional
 Race 5: RACING THIS EASTER MONDAY QTIS Three-Year-Old
 Colts & Geldings Maiden Plate - 1200m



05 April 2023 - 14:56

Track Rating: Good 4, Weather: Fine, Rail Position: +10M Entire

Section	Overall	1000m	800m	600m	400m	200m
Section Times	1:10.72 [2] (0:13.65)	0:57.07 [2] (0:10.89)	0:46.18 [2] (0:11.05)	0:35.13 [2] (0:11.36)	0:23.77 [2] (0:11.66)	0:12.11 [2] (0:12.11)
Average Speed [km/h]	52.9	65.6	64.5	62.6	61.3	59.4
Top Speed [km/h]	68.0	68.0	65.4	64.2	62.8	61.0
Avg. Dist. to Rail [m]	7.2	2.3	2.7	3.0	1.6	1.0
Avg. Stride Freq. [Hz]	2.5	2.5	2.5	2.5	2.5	2.4
Avg. Stride Length [m]	5.8	7.1	7.1	7.1	6.9	6.9



- [] Ranking at each section and finish
- .-.- No data available at this section
- NA No data available



Horse/Jockey Name	I Say Boom
Final Rank	3
Fastest Section Time (Section)	0:10.95 (1000m)
Top Speed [km/h] (Section)	67.0 (Overall)
Race State	Finished



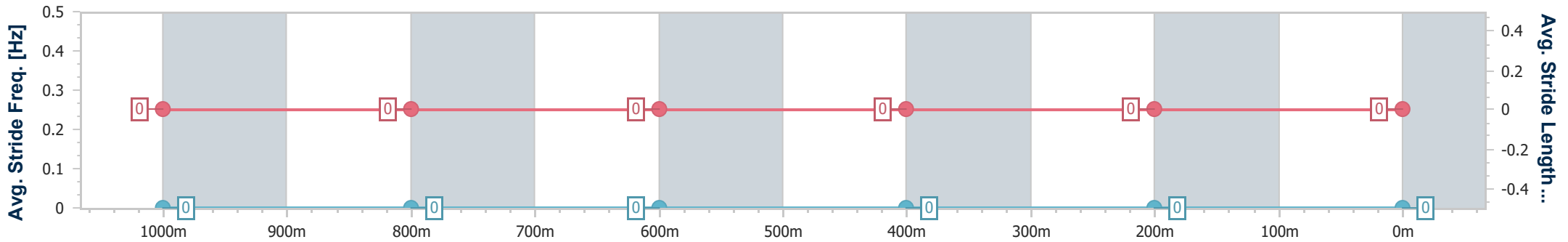
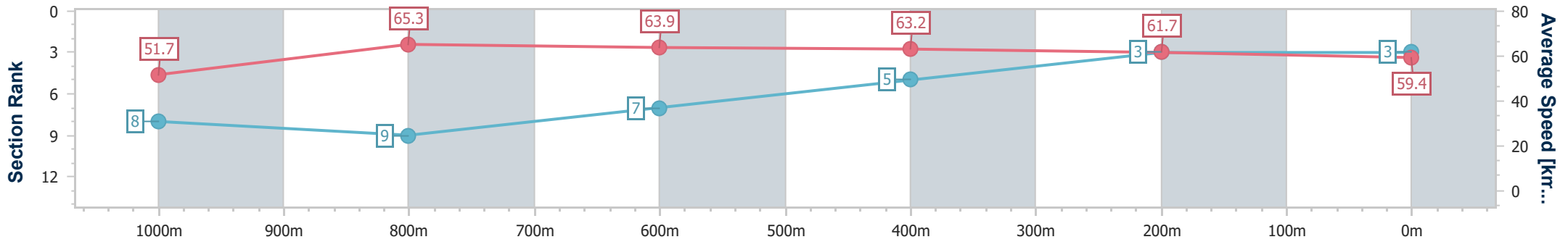
Ipswich QLD Professional
 Race 5: RACING THIS EASTER MONDAY QTIS Three-Year-Old
 Colts & Geldings Maiden Plate - 1200m



05 April 2023 - 14:56

Track Rating: Good 4, Weather: Fine, Rail Position: +10M Entire

Section	Overall	1000m	800m	600m	400m	200m
Section Times	1:11.12 [3] (0:13.95)	0:57.17 [8] (0:10.95)	0:46.22 [9] (0:11.14)	0:35.08 [7] (0:11.32)	0:23.76 [5] (0:11.62)	0:12.14 [3] (0:12.14)
Average Speed [km/h]	51.7	65.3	63.9	63.2	61.7	59.4
Top Speed [km/h]	67.0	67.0	65.0	64.8	62.2	61.2
Avg. Dist. to Rail [m]	0.8	2.0	2.8	1.4	0.9	1.6
Avg. Stride Freq. [Hz]	---	---	---	---	---	---
Avg. Stride Length [m]	---	---	---	---	---	---



- [] Ranking at each section and finish
- No data available at this section
- NA No data available



Horse/Jockey Name	Rangatira
Final Rank	4
Fastest Section Time (Section)	0:11.13 (1000m)
Top Speed [km/h] (Section)	65.5 (Overall)
Race State	Finished



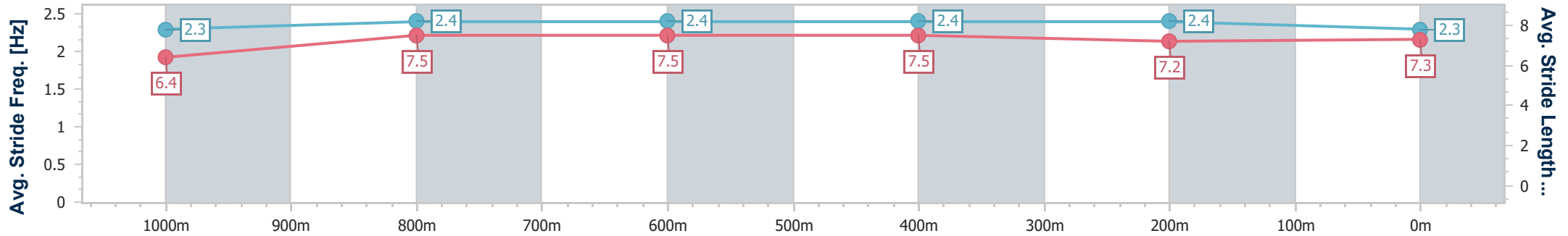
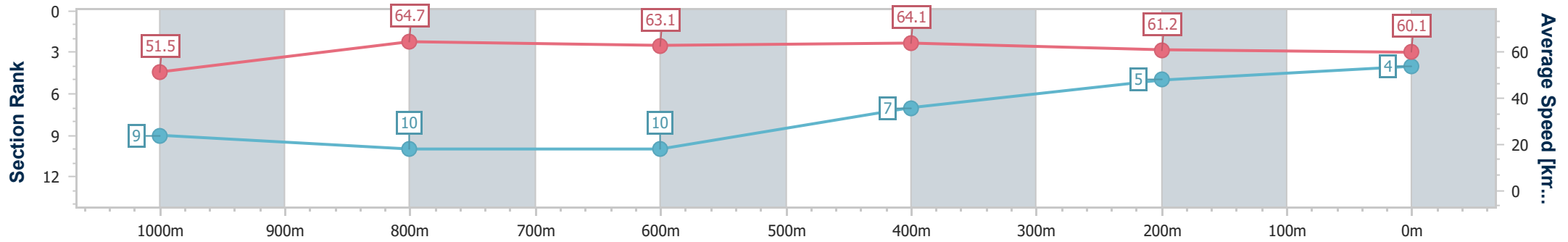
Ipswich QLD Professional
 Race 5: RACING THIS EASTER MONDAY QTIS Three-Year-Old
 Colts & Geldings Maiden Plate - 1200m



05 April 2023 - 14:56

Track Rating: Good 4, Weather: Fine, Rail Position: +10M Entire

Section	Overall	1000m	800m	600m	400m	200m
Section Times	1:11.30 [4] (0:13.98)	0:57.32 [9] (0:11.13)	0:46.19 [10] (0:11.34)	0:34.85 [10] (0:11.17)	0:23.68 [7] (0:11.69)	0:11.99 [5] (0:11.99)
Average Speed [km/h]	51.5	64.7	63.1	64.1	61.2	60.1
Top Speed [km/h]	65.5	65.4	64.1	64.9	63.2	61.0
Avg. Dist. to Rail [m]	5.1	0.7	1.5	1.7	1.6	0.6
Avg. Stride Freq. [Hz]	2.3	2.4	2.4	2.4	2.4	2.3
Avg. Stride Length [m]	6.4	7.5	7.5	7.5	7.2	7.3



- [] Ranking at each section and finish
- .-.- No data available at this section
- NA No data available



Horse/Jockey Name	Whisky Dream
Final Rank	5
Fastest Section Time (Section)	0:10.89 (1000m)
Top Speed [km/h] (Section)	67.6 (1000m)
Race State	Finished



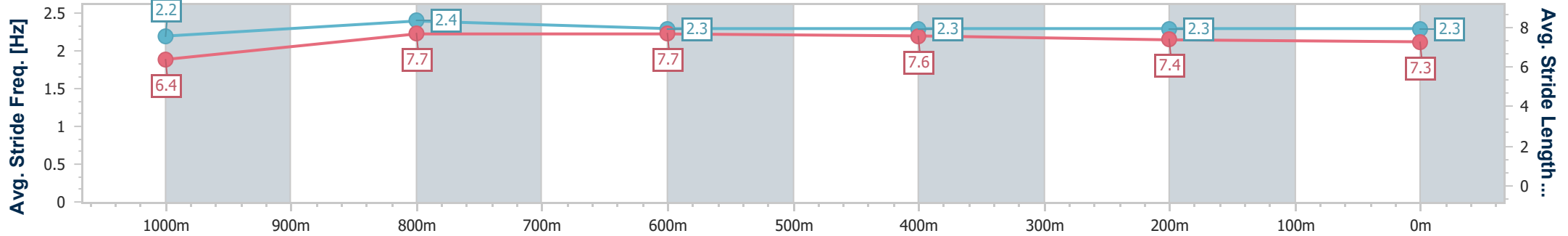
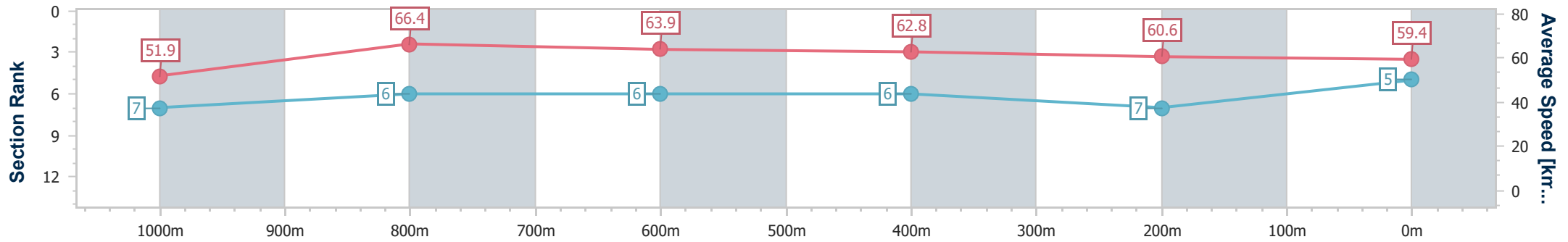
Ipswich QLD Professional
 Race 5: RACING THIS EASTER MONDAY QTIS Three-Year-Old
 Colts & Geldings Maiden Plate - 1200m



05 April 2023 - 14:56

Track Rating: Good 4, Weather: Fine, Rail Position: +10M Entire

Section	Overall	1000m	800m	600m	400m	200m
Section Times	1:11.62 [5] (0:13.88)	0:57.74 [7] (0:10.89)	0:46.85 [6] (0:11.26)	0:35.59 [6] (0:11.52)	0:24.07 [6] (0:11.94)	0:12.13 [7] (0:12.13)
Average Speed [km/h]	51.9	66.4	63.9	62.8	60.6	59.4
Top Speed [km/h]	66.1	67.6	65.4	63.4	62.5	60.9
Avg. Dist. to Rail [m]	6.4	1.8	0.3	0.9	1.9	4.4
Avg. Stride Freq. [Hz]	2.2	2.4	2.3	2.3	2.3	2.3
Avg. Stride Length [m]	6.4	7.7	7.7	7.6	7.4	7.3



- [] Ranking at each section and finish
- .-.- No data available at this section
- NA No data available



Horse/Jockey Name	Sonic Light
Final Rank	6
Fastest Section Time (Section)	0:10.75 (1000m)
Top Speed [km/h] (Section)	68.0 (1000m)
Race State	Finished



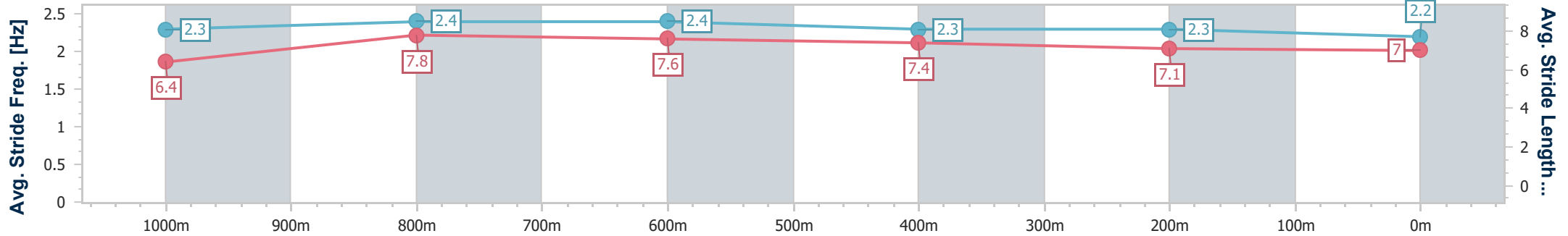
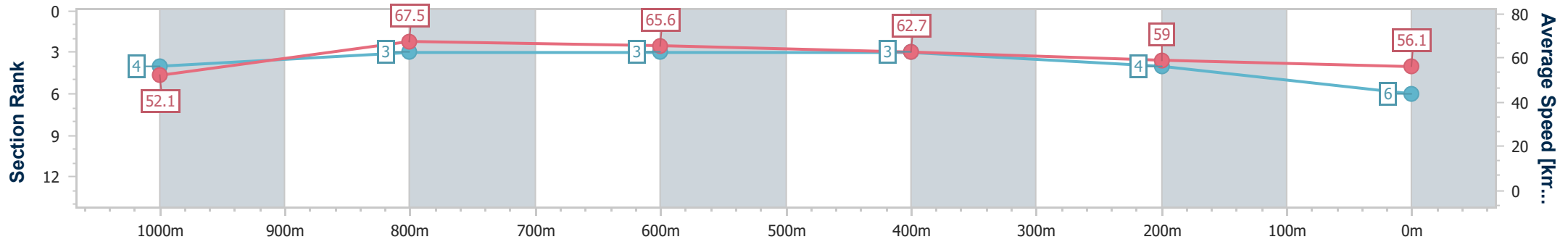
Ipswich QLD Professional
 Race 5: RACING THIS EASTER MONDAY QTIS Three-Year-Old
 Colts & Geldings Maiden Plate - 1200m



05 April 2023 - 14:56

Track Rating: Good 4, Weather: Fine, Rail Position: +10M Entire

Section	Overall	1000m	800m	600m	400m	200m
Section Times	1:12.08 [6] (0:13.83)	0:58.25 [4] (0:10.75)	0:47.50 [3] (0:10.97)	0:36.53 [3] (0:11.49)	0:25.04 [3] (0:12.19)	0:12.85 [4] (0:12.85)
Average Speed [km/h]	52.1	67.5	65.6	62.7	59.0	56.1
Top Speed [km/h]	67.5	68.0	67.8	64.1	61.6	59.0
Avg. Dist. to Rail [m]	7.4	3.3	0.8	0.4	1.3	2.0
Avg. Stride Freq. [Hz]	2.3	2.4	2.4	2.3	2.3	2.2
Avg. Stride Length [m]	6.4	7.8	7.6	7.4	7.1	7.0



- [] Ranking at each section and finish
- .-.- No data available at this section
- NA No data available



Horse/Jockey Name	Jatobi
Final Rank	7
Fastest Section Time (Section)	0:10.84 (1000m)
Top Speed [km/h] (Section)	67.2 (1000m)
Race State	Finished



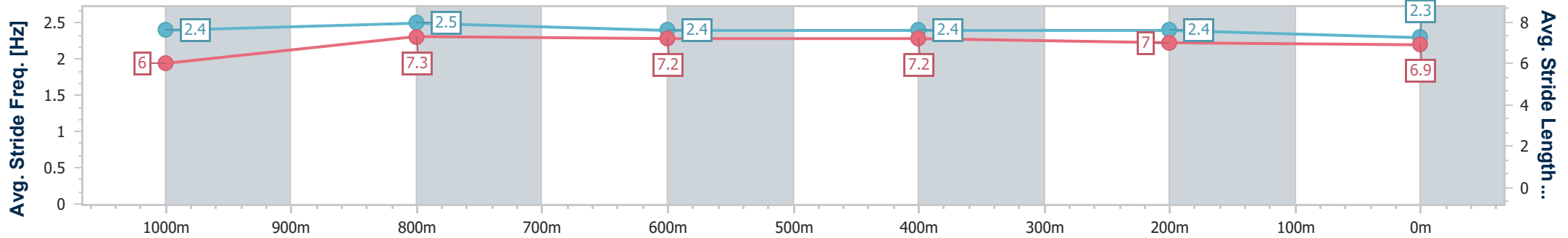
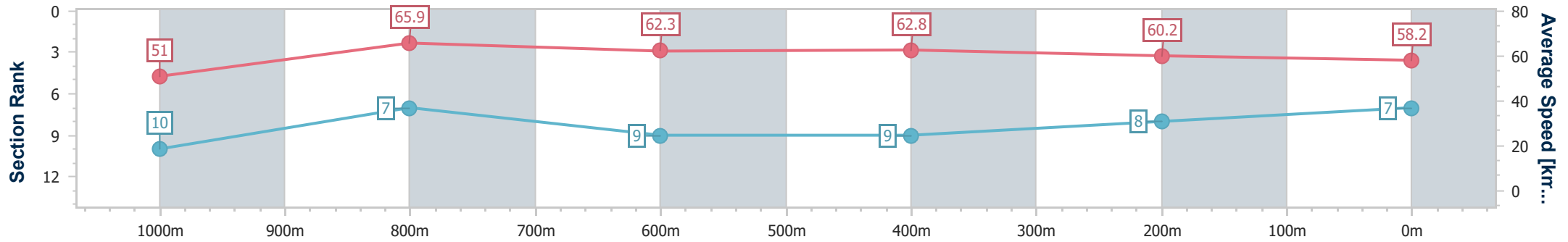
Ipswich QLD Professional
 Race 5: RACING THIS EASTER MONDAY QTIS Three-Year-Old
 Colts & Geldings Maiden Plate - 1200m



05 April 2023 - 14:56

Track Rating: Good 4, Weather: Fine, Rail Position: +10M Entire

Section	Overall	1000m	800m	600m	400m	200m
Section Times	1:12.13 [7] (0:14.10)	0:58.03 [10] (0:10.84)	0:47.19 [7] (0:11.47)	0:35.72 [9] (0:11.45)	0:24.27 [9] (0:11.93)	0:12.34 [8] (0:12.34)
Average Speed [km/h]	51.0	65.9	62.3	62.8	60.2	58.2
Top Speed [km/h]	66.9	67.2	64.5	64.1	61.2	60.9
Avg. Dist. to Rail [m]	0.8	2.8	2.1	0.3	0.8	0.4
Avg. Stride Freq. [Hz]	2.4	2.5	2.4	2.4	2.4	2.3
Avg. Stride Length [m]	6.0	7.3	7.2	7.2	7.0	6.9



- [] Ranking at each section and finish
- .-.- No data available at this section
- NA No data available



Horse/Jockey Name	Pergamon
Final Rank	8
Fastest Section Time (Section)	0:10.90 (1000m)
Top Speed [km/h] (Section)	66.8 (1000m)
Race State	Finished



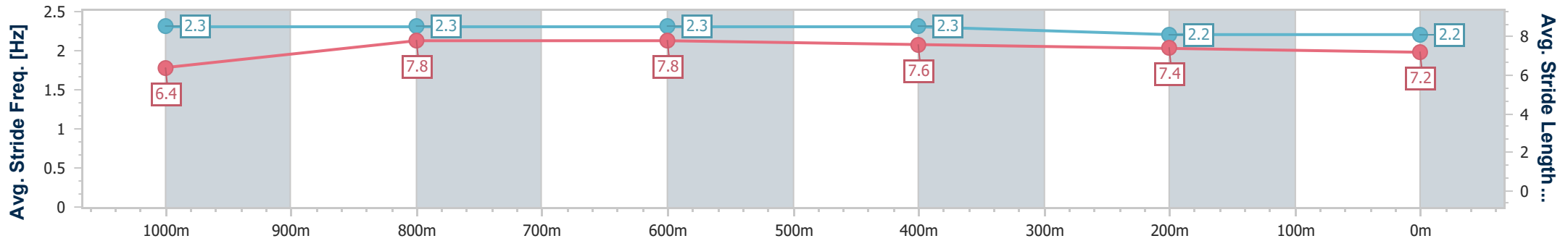
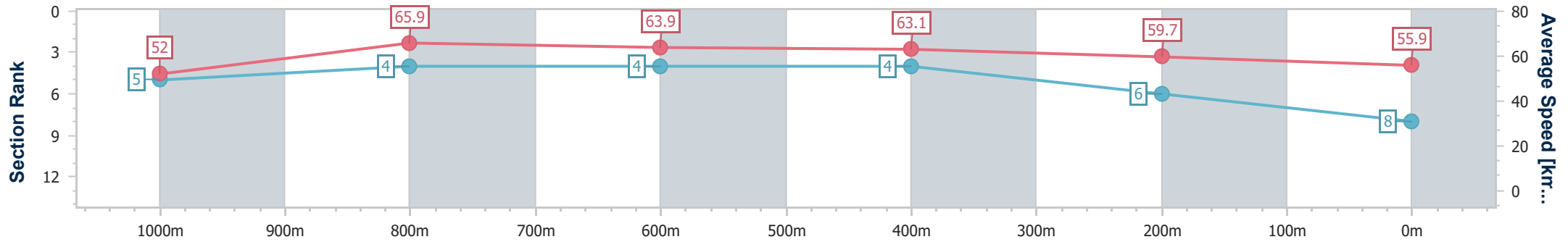
Ipswich QLD Professional
 Race 5: RACING THIS EASTER MONDAY QTIS Three-Year-Old
 Colts & Geldings Maiden Plate - 1200m



05 April 2023 - 14:56

Track Rating: Good 4, Weather: Fine, Rail Position: +10M Entire

Section	Overall	1000m	800m	600m	400m	200m
Section Times	1:12.25 [8] (0:13.84)	0:58.41 [5] (0:10.90)	0:47.51 [4] (0:11.17)	0:36.34 [4] (0:11.40)	0:24.94 [4] (0:12.08)	0:12.86 [6] (0:12.86)
Average Speed [km/h]	52.0	65.9	63.9	63.1	59.7	55.9
Top Speed [km/h]	66.8	66.8	65.3	64.4	61.6	58.2
Avg. Dist. to Rail [m]	3.1	1.0	2.2	0.9	1.2	2.9
Avg. Stride Freq. [Hz]	2.3	2.3	2.3	2.3	2.2	2.2
Avg. Stride Length [m]	6.4	7.8	7.8	7.6	7.4	7.2



- [] Ranking at each section and finish
- .-.- No data available at this section
- NA No data available



Horse/Jockey Name	Daintree Dreaming
Final Rank	9
Fastest Section Time (Section)	0:10.98 (1000m)
Top Speed [km/h] (Section)	66.3 (1000m)
Race State	Finished



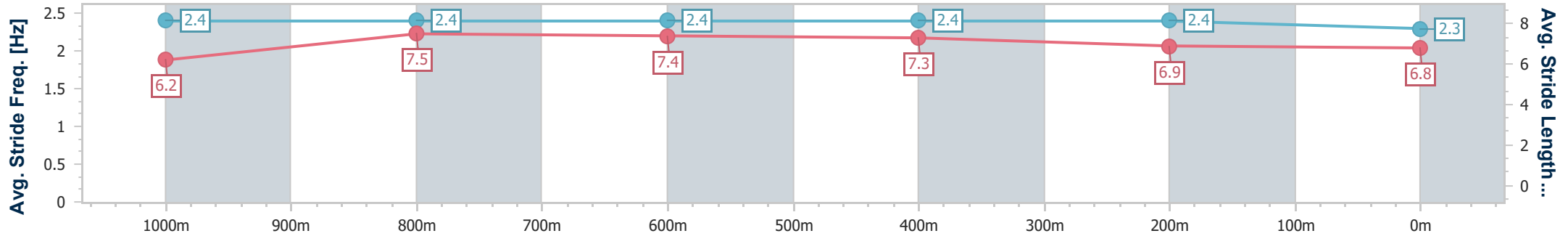
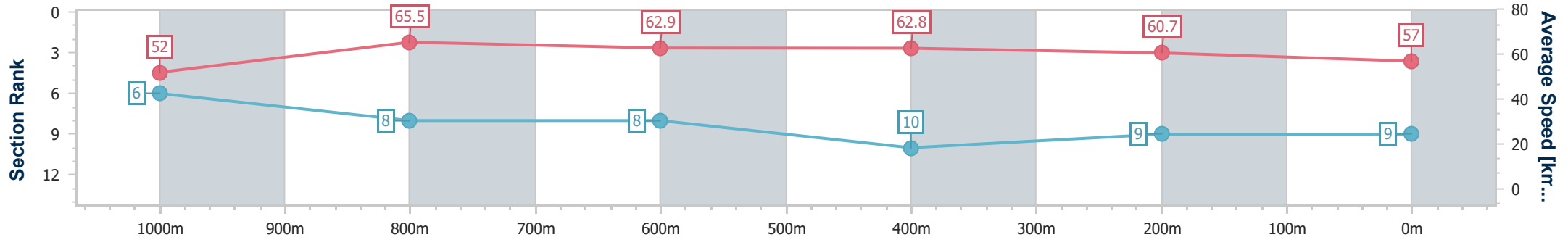
Ipswich QLD Professional
 Race 5: RACING THIS EASTER MONDAY QTIS Three-Year-Old
 Colts & Geldings Maiden Plate - 1200m



05 April 2023 - 14:56

Track Rating: Good 4, Weather: Fine, Rail Position: +10M Entire

Section	Overall	1000m	800m	600m	400m	200m
Section Times	1:12.32 [9] (0:13.86)	0:58.46 [6] (0:10.98)	0:47.48 [8] (0:11.41)	0:36.07 [8] (0:11.59)	0:24.48 [10] (0:11.83)	0:12.65 [9] (0:12.65)
Average Speed [km/h]	52.0	65.5	62.9	62.8	60.7	57.0
Top Speed [km/h]	65.8	66.3	63.8	64.0	62.7	59.1
Avg. Dist. to Rail [m]	4.1	0.6	0.6	0.8	1.4	3.3
Avg. Stride Freq. [Hz]	2.4	2.4	2.4	2.4	2.4	2.3
Avg. Stride Length [m]	6.2	7.5	7.4	7.3	6.9	6.8



- [] Ranking at each section and finish
- .-.- No data available at this section
- NA No data available



Horse/Jockey Name	Irrigator
Final Rank	10
Fastest Section Time (Section)	0:11.04 (1000m)
Top Speed [km/h] (Section)	66.5 (Overall)
Race State	Finished



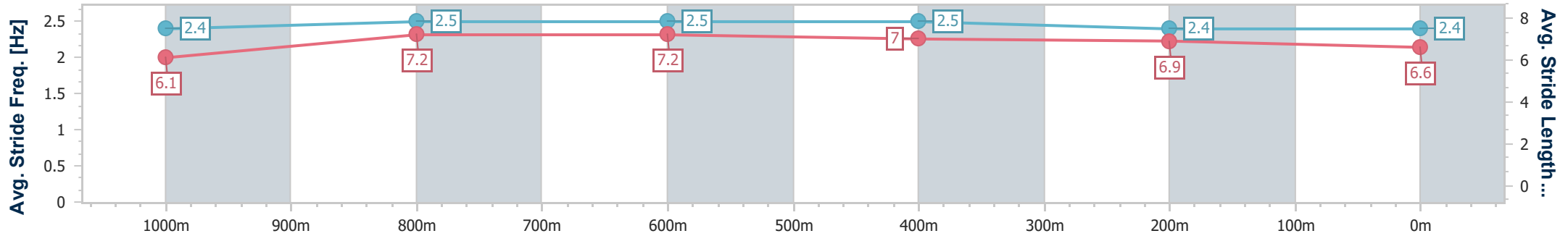
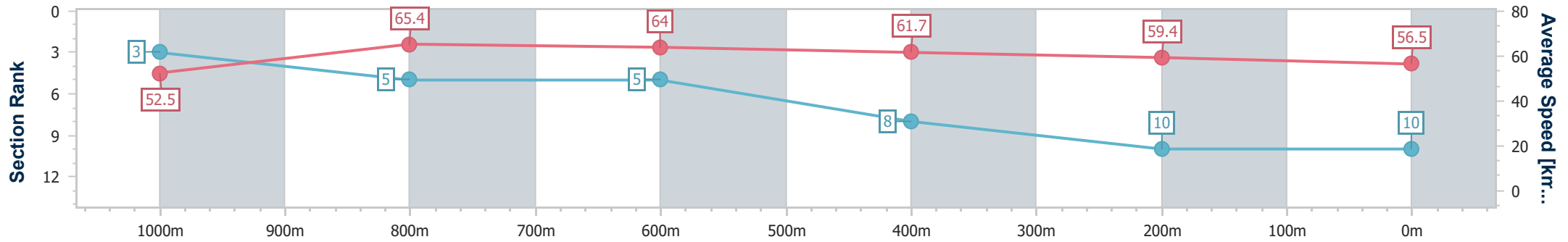
Ipswich QLD Professional
 Race 5: RACING THIS EASTER MONDAY QTIS Three-Year-Old
 Colts & Geldings Maiden Plate - 1200m



05 April 2023 - 14:56

Track Rating: Good 4, Weather: Fine, Rail Position: +10M Entire

Section	Overall	1000m	800m	600m	400m	200m
Section Times	1:12.43 [10] (0:13.71)	0:58.72 [3] (0:11.04)	0:47.68 [5] (0:11.22)	0:36.46 [5] (0:11.65)	0:24.81 [8] (0:12.07)	0:12.74 [10] (0:12.74)
Average Speed [km/h]	52.5	65.4	64.0	61.7	59.4	56.5
Top Speed [km/h]	66.5	66.4	65.5	64.0	61.6	58.7
Avg. Dist. to Rail [m]	3.6	0.6	0.7	0.3	1.0	1.0
Avg. Stride Freq. [Hz]	2.4	2.5	2.5	2.5	2.4	2.4
Avg. Stride Length [m]	6.1	7.2	7.2	7.0	6.9	6.6



- [] Ranking at each section and finish
- .-.- No data available at this section
- NA No data available